



US00D337658S

United States Patent [19]

Kaposvari

[11] **Patent Number: Des. 337,658**

[45] **Date of Patent: ** Jul. 27, 1993**

[54] **CASE**

[76] **Inventor: Georg K. Kaposvari, Incase,
Smidspad 50, NL-5046 JD Tilburg,
Netherlands**

[**] **Term: 14 Years**

[21] **Appl. No.: 765,719**

[22] **Filed: Sep. 26, 1991**

[30] **Foreign Application Priority Data**

Mar. 28, 1991 [DE] Fed. Rep. of
Germany M9102462.5

[52] **U.S. Cl. D3/78; D3/39;
D3/30.1**

[58] **Field of Search D3/78, 76, 39, 30.1,
D3/75, 66; 206/581, 235, 351, 314, 823, 566,
235; 220/DIG. 26; D28/78, 91, 99, 82, 61, 67,
68**

[56] **References Cited**

U.S. PATENT DOCUMENTS

D. 257,800	1/1981	Pedersen	D3/78 X
D. 281,915	12/1985	Sussman	D3/39 X
2,454,527	11/1948	Taschereau	220/DIG. 26 X
4,331,168	5/1982	Hatakeyama	206/235 X
4,337,859	7/1982	Murday et al.	206/823 X
4,852,742	8/1989	Scuorzo	206/581 X

Primary Examiner—B. J. Bullock
Assistant Examiner—Paula A. Mortimer
Attorney, Agent, or Firm—Nikaido, Marmelstein,
Murray & Oram

[57] **CLAIM**

The ornamental design for a case, as shown.

DESCRIPTION

FIG. 1 is a front elevational view of a case showing my new design;
FIG. 2 is a top view of the case of FIG. 1;
FIG. 3 is a right hand view of the case of FIG. 1;
FIG. 4 is a front view of the case of FIG. 1;
FIG. 5 is a left hand view of the case of FIG. 1;
FIG. 6 is a top view of the case of FIG. 1; and,
FIG. 7 is a rear elevational view of the case of FIG. 1.




Fig. 1




Fig. 2

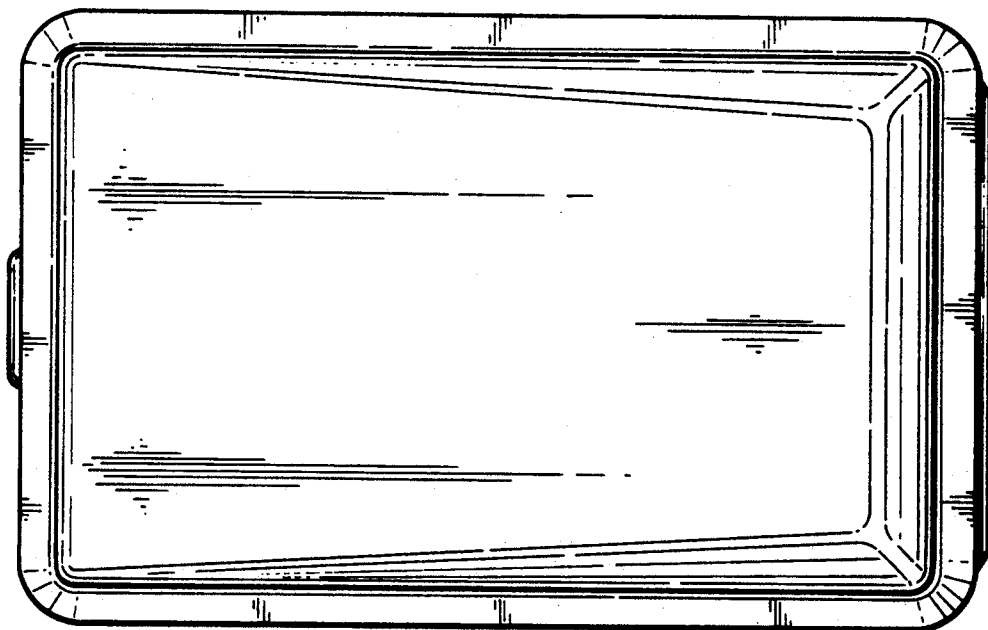


Fig. 3

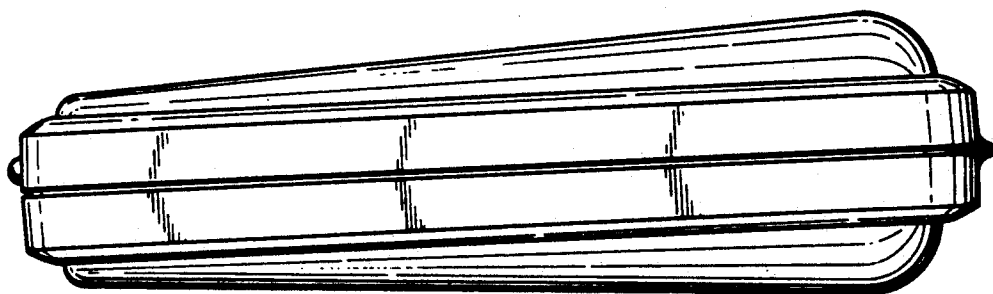


Fig. 4

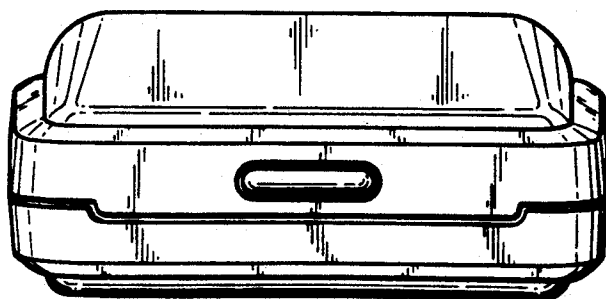


Fig. 5

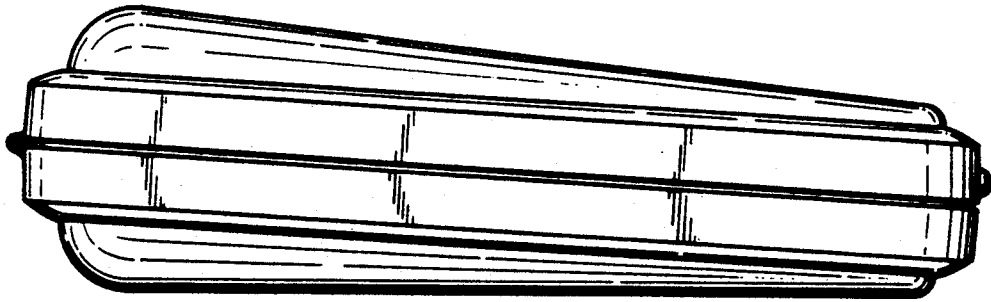


Fig. 6

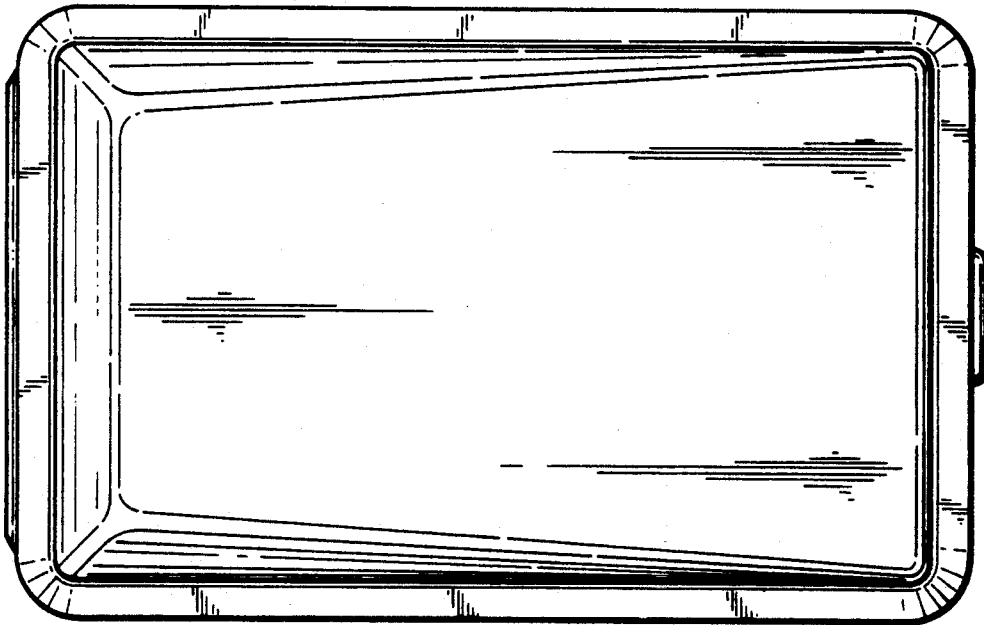


Fig. 7

