

Aug. 11, 1931.

J. O. E. SCHECK

1,818,164

DISPLAY TICKET FOR MARKING AND PRICING OF GOODS

Filed Dec. 14, 1929

Fig. 1

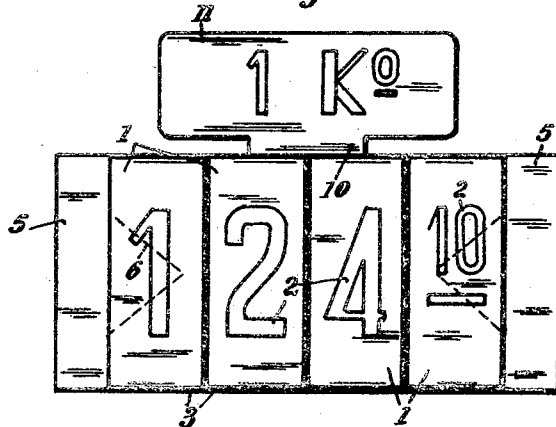


Fig. 2

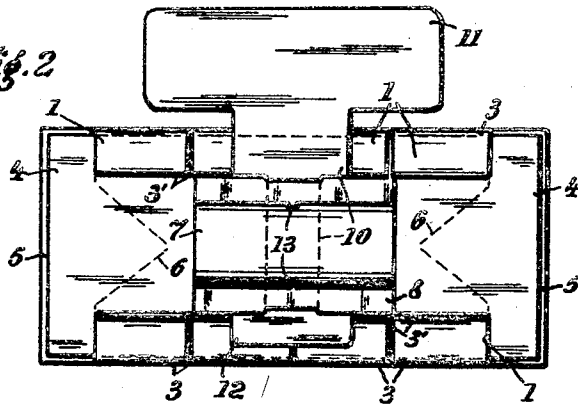


Fig. 3

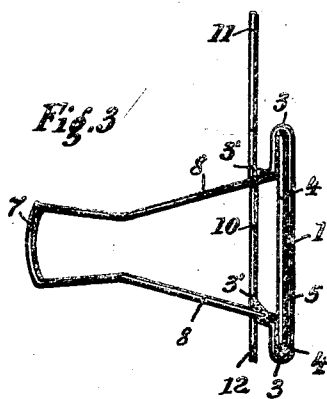
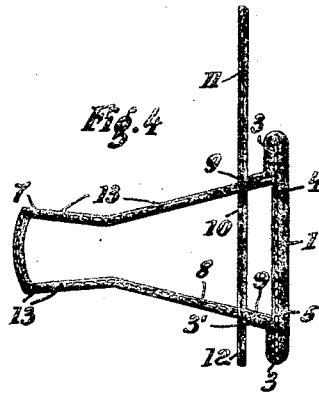


Fig. 4



Inventor:
J. O. E. Scheck
By *[Signature]*
attorney

UNITED STATES PATENT OFFICE

JOHANN OSKAR EMIL SCHECK, OF ZURICH, SWITZERLAND

DISPLAY TICKET FOR MARKING AND PRICING OF GOODS

Application filed December 14, 1929, Serial No. 414,180, and in Switzerland September 2, 1929.

Display tickets are known for marking and pricing goods and the like, in which sliding interchangeable plates are arranged in a holder, which can be used lying down or suspended. The holders are, according to one construction, composed of a double walled part with windows, behind which the markings are fitted on a foldable paper strip. In another form of construction the holder has bent over portions at the top and at the bottom, in which the price tickets rest.

In these display tickets the marking plates do not always remain in the desired position, and the insertion and removal are inconvenient. Moreover the plates easily become damaged due to the fact that one is induced to use force.

This invention relates to a display ticket for marking and pricing goods and the like, which overcomes these objections. This is attained by curving backward the plates bearing the marking at the top and at the bottom to provide recesses to receive the edges of a backing member. At least one bow shaped resilient support then engages in the bent over portions.

An embodiment of the invention is illustrated by way of example in the accompanying drawings in which:

Fig. 1 shows the display ticket in front elevation,

Fig. 2 is a rear elevation.

Fig. 3 is a side elevation.

Fig. 4 a vertical section.

1 designates metal plates having figures and signs 2 on the front side, the upper and lower edges 3 of said plates being curved backward. These metal plates 1 are pushed over a backing plate 4, made of suitable yielding material such as cello or celluloid. At the two lateral ends end pieces 5 are arranged on the backing 1, which are printed in a conspicuous color and have tongues 6 designed to engage between the metal plates 1 and the backing 4, so that a tension is produced holding together the different elements.

7 is a spring support, the arms 8 of which bear against the inner sides of rearwardly directed extensions 3' of the curved ends 3

of the metal plates. The arms 8 of the spring support 7 have the tendency to spread out and therefore bear tightly against the extensions 3'. Each arm 8 of the spring support 7 has a notch 9 designed to hold the shank 10 of a plate 11, said shank having a transversely enlarged lower end 12 (Fig. 2). On the plate 11 a quantity designation is preferably marked.

The spring support 7 has further different holes 13 designed to hold fixation pins (not shown).

The display ticket may be mounted on a stationary support, or it may be fixed by means of fixation pieces on a suspended support.

On the front surface of the metal plates 1 figures and signs or characters are marked.

To interchange the metal plates 1 the arms 8 of the spring supports 7 are pressed together and the end pieces 5 removed, whereupon the metal plates 1 can be removed from the backing 4.

The display ticket is of pleasing appearance and specially designed as price ticket. Several such tickets may be put together to form for instance a menu card.

I claim:—

1. A display ticket for marking and pricing goods, comprising in combination slidable and interchangeable script plates each having a bent-over portion at the top and at the bottom, a backing slipped in said bent-over portions of said script plates, and at least one spring support engaging between said bent-over portions.

2. A display ticket as specified in claim 1, comprising in combination with the resilient backing and the script plates, an end piece pushed in at each end of said backing adapted to hold said plates.

3. A display ticket as specified in claim 1 comprising in combination with the script plates, the spring support and the backing, a removable plate for quantity designation, a narrow shank of said plate inserted into said spring support behind said script plates so that said plate projects from the upper edge of said script plates.

4. A display ticket as specified in claim 1

1, in which said spring support has bent end
parts with openings in superposed parts for
receiving fastening pins, a removable plate
for quantity designation having a narrow
5 shank inserted in said spring support ex-
tending behind said script plates and pro-
jecting beyond the upper edges of said
script plates.

10 In testimony whereof I affix my signa-
ture.

J. O. EMIL SCHECK.

15

20

25

30

35

40

45

50

55

60

65