



US00D869764S

(12) **United States Design Patent**
Atkinson et al.

(10) **Patent No.:** **US D869,764 S**
(45) **Date of Patent:** **** Dec. 10, 2019**

(54) **ACCESSORY FOR HAIRDRYERS**
(71) Applicant: **Dyson Technology Limited**, Wiltshire (GB)
(72) Inventors: **Antoine Francois Atkinson**, Swindon (GB); **Adam David Lambert**, Swindon (GB)
(73) Assignee: **Dyson Technology Limited**, Malmesbury, Wiltshire (GB)
(**) Term: **15 Years**
(21) Appl. No.: **29/644,659**
(22) Filed: **Apr. 19, 2018**

5,598,640 A * 2/1997 Schepisi A45D 20/12 34/96
5,661,910 A * 9/1997 Schepisi A45D 20/12 34/96
D414,896 S * 10/1999 Goetschi D28/18
6,038,782 A * 3/2000 Schepisi A45D 20/12 132/226
D508,585 S * 8/2005 Moore D28/12
D643,508 S * 8/2011 Wilkinson D23/209
8,490,633 B1 * 7/2013 Kennedy A45D 1/16 132/228
D702,409 S * 4/2014 Machacs D32/60
D792,571 S * 7/2017 Buzanowski D23/386
D792,573 S * 7/2017 Buzanowski D23/386
D792,575 S * 7/2017 Buzanowski D23/386
D793,545 S * 8/2017 Buzanowski D23/386
D830,630 S * 10/2018 Chia D28/18

(Continued)

Primary Examiner — Susan Bennett Hattan
Assistant Examiner — Rebecca Tsehaye
(74) *Attorney, Agent, or Firm* — Morrison & Foerster LLP

(30) **Foreign Application Priority Data**

Oct. 19, 2017 (EM) 004412591-0004

(51) **LOC (12) Cl.** **28-03**
(52) **U.S. Cl.**
USPC **D28/19**

(58) **Field of Classification Search**
USPC D28/18, 12, 15, 16, 17, 10; 34/96–100; 392/380–382, 382–385; 132/226–230; D32/13, 5, 6; 210/457, 458
CPC A45D 20/00; A45D 20/04; A45D 20/08; A45D 20/14; A45D 20/18; A45D 20/22; A45D 20/24; A45D 20/34; A45D 20/44
See application file for complete search history.

(56) **References Cited**

U.S. PATENT DOCUMENTS

D198,299 S * 5/1964 Relss D28/19
3,713,227 A * 1/1973 Cunningham A45D 20/44 34/99
5,015,375 A * 5/1991 Fleck B01D 24/008 210/232
D339,880 S * 9/1993 Greubel D28/19

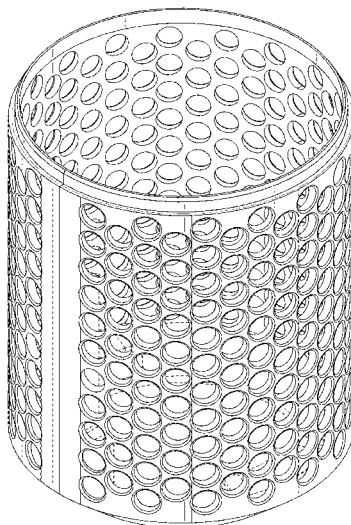
(57) **CLAIM**

We claim the ornamental design for an accessory for hairdryers, as shown and described.

DESCRIPTION

FIG. 1 is a top perspective view of an accessory for hairdryers showing our new design;
FIG. 2 is a bottom perspective view thereof;
FIG. 3 is a side view thereof;
FIG. 4 is a front view thereof;
FIG. 5 is a rear view thereof;
FIG. 6 is a top view thereof; and,
FIG. 7 is a bottom view thereof.
The view opposite the side view of FIG. 3 is a mirror image thereof, and therefore, is omitted.
The broken lines in the drawings illustrate portions of the accessory for hairdryers that form no part of the claimed design.

1 Claim, 7 Drawing Sheets



(56)

References Cited

U.S. PATENT DOCUMENTS

2010/0252062 A1* 10/2010 Gregorek A45D 2/122
132/200
2011/0100899 A1* 5/2011 Hawkins B01D 29/111
210/457

* cited by examiner

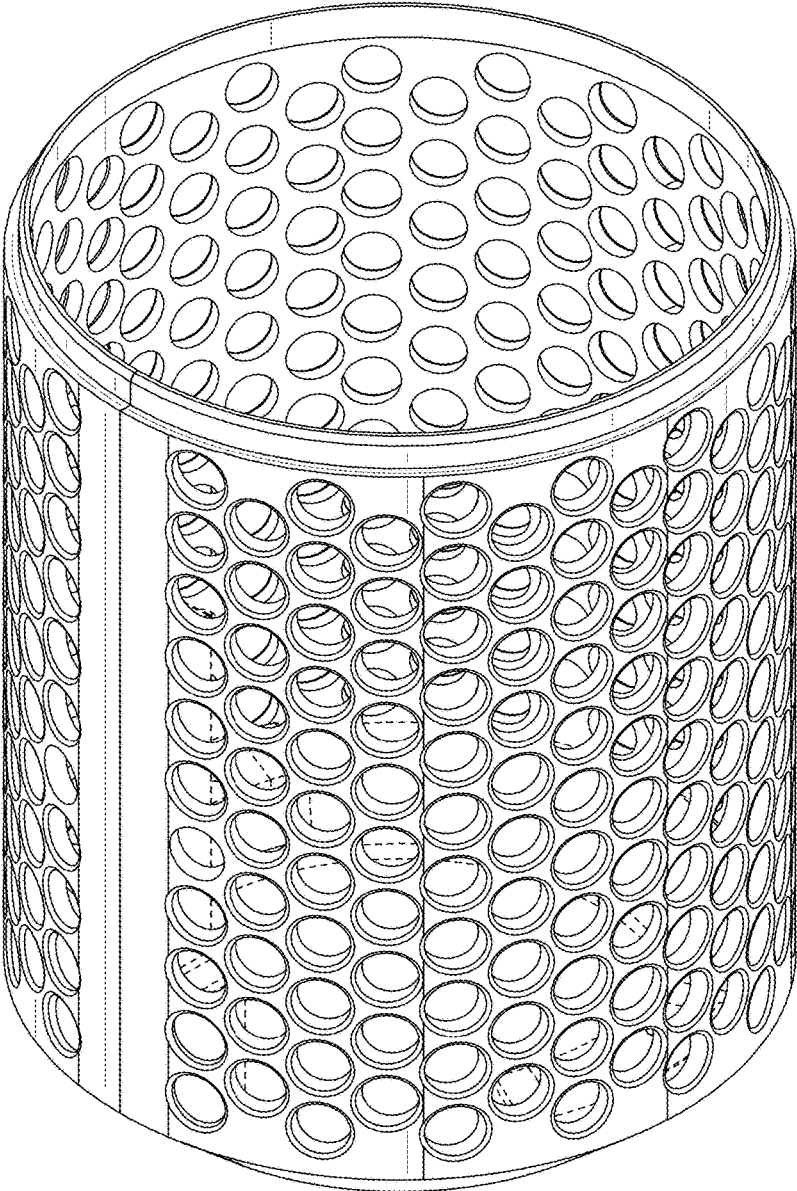


FIG. 1

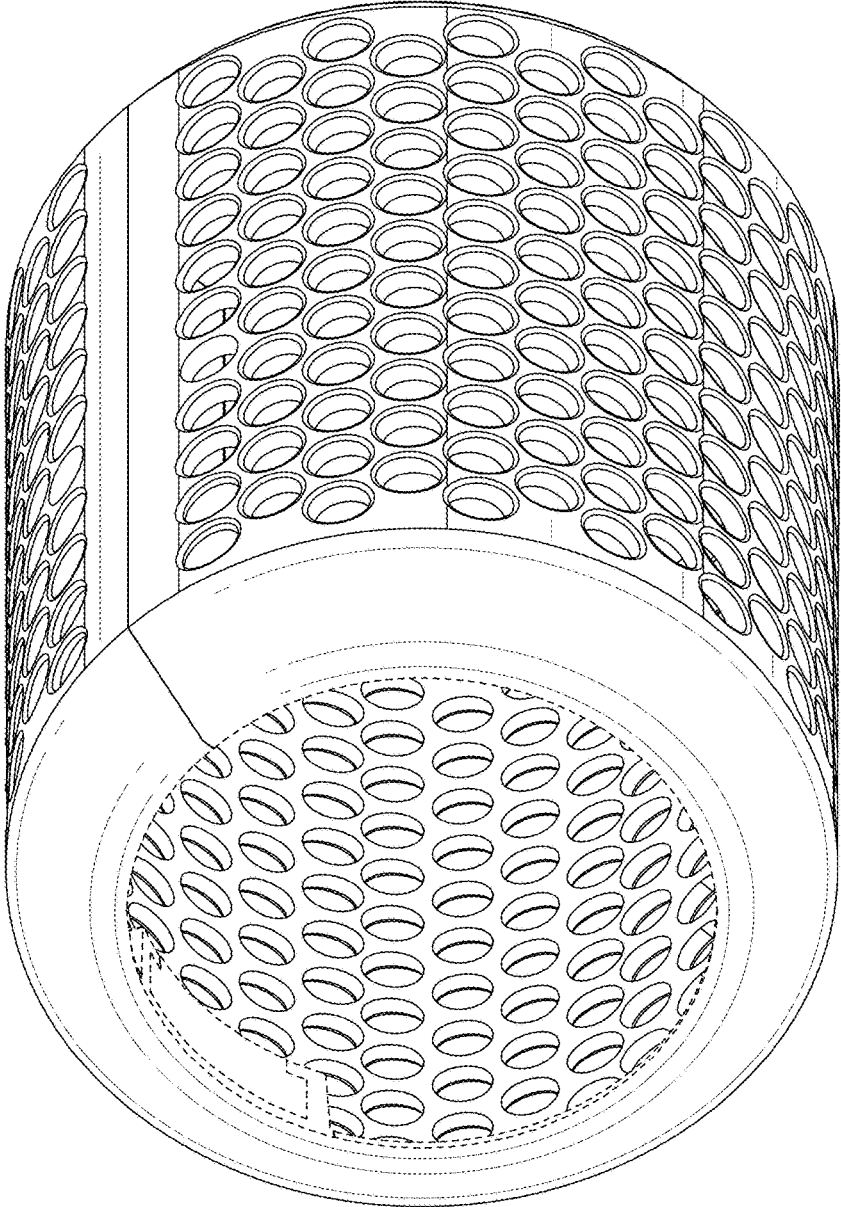


FIG. 2

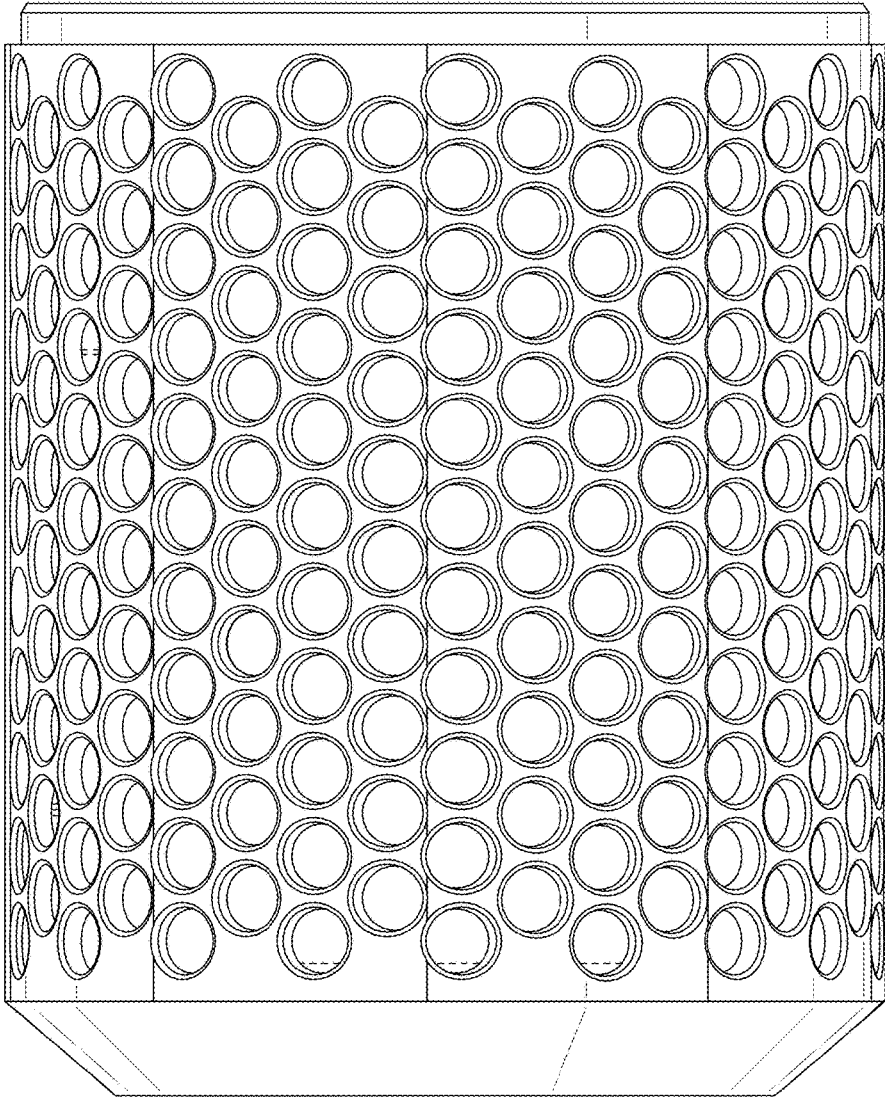


FIG. 3

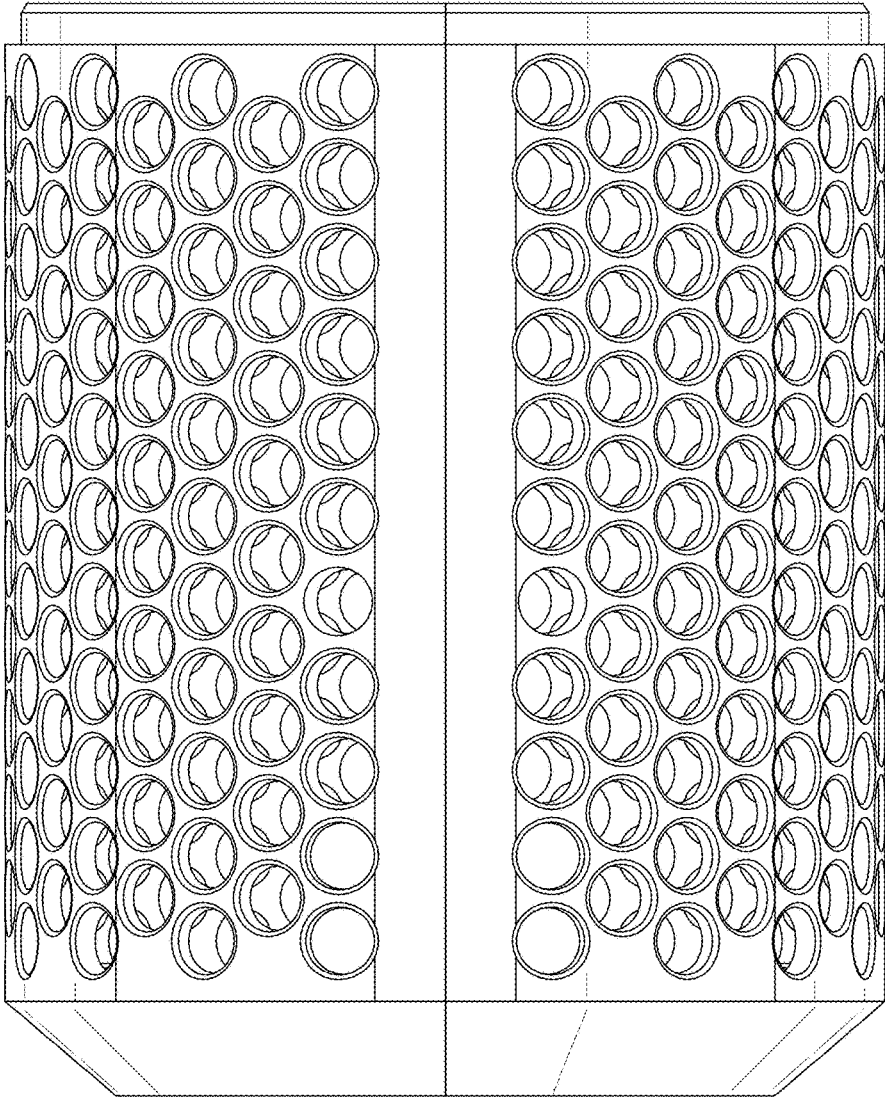


FIG. 4




FIG. 5

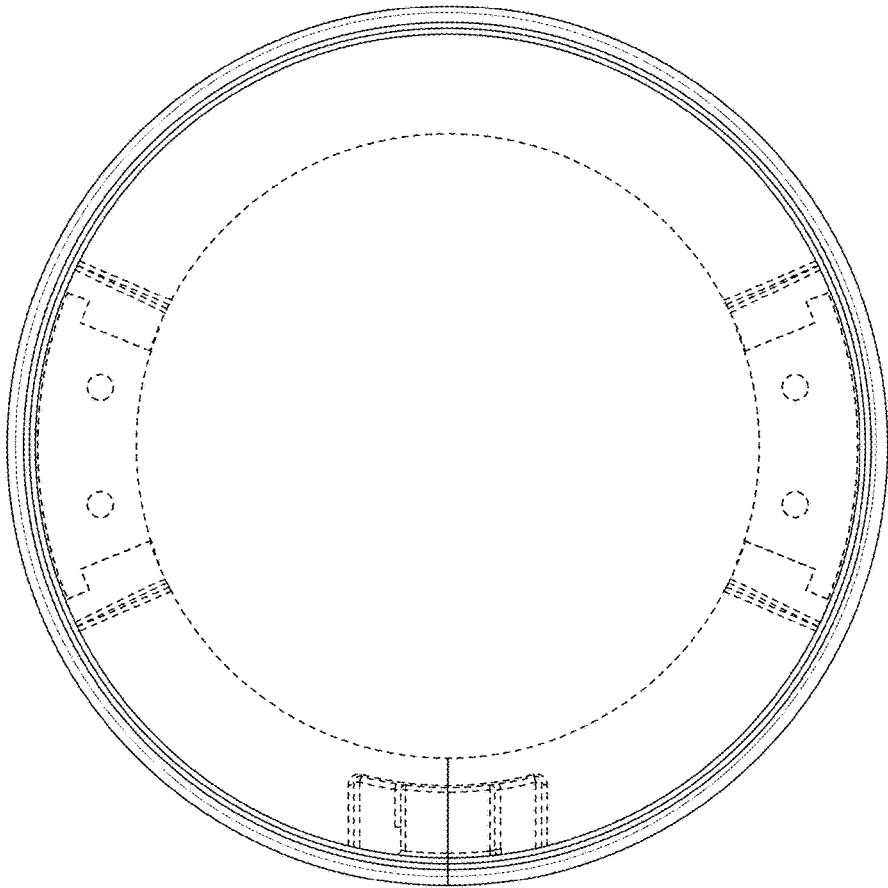


FIG. 6

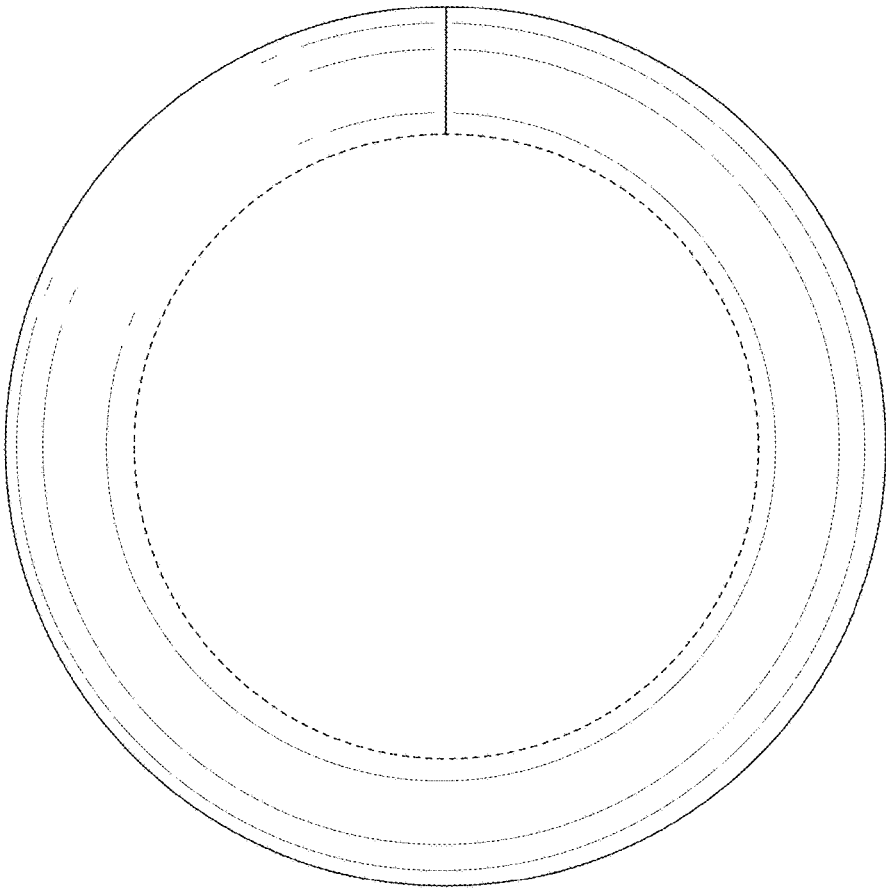


FIG. 7