



US00D543673S

(12) **United States Design Patent**
Yang et al.

(10) **Patent No.:** **US D543,673 S**

(45) **Date of Patent:** **** May 29, 2007**

- (54) **TRASH CAN ASSEMBLY**
- (75) Inventors: **Frank Yang**, Rancho Palos Verdes, CA (US); **Tzu-Hao Wei**, Hacienda Heights, CA (US); **Chih-Hong Hsieh**, West Covina, CA (US); **William Shyh-Chen Hsu**, Diamond Bar, CA (US)
- (73) Assignee: **Simplehumon LLC**, Los Angeles, CA (US)
- (**) Term: **14 Years**
- (21) Appl. No.: **29/256,668**
- (22) Filed: **Mar. 22, 2006**
- (51) **LOC (8) Cl.** **09-09**
- (52) **U.S. Cl.** **D34/9**
- (58) **Field of Classification Search** D34/1, D34/7, 8, 9, 10, 11; 220/908-913, 262-264
See application file for complete search history.

- D215,617 S 10/1969 Heck
- D229,473 S 12/1973 Henry
- D241,499 S 9/1976 Raftery
- D261,720 S 11/1981 Brazis
- 4,363,417 A 12/1982 Rhoades et al.
- 4,913,308 A 4/1990 Culbertson
- 4,953,744 A 9/1990 Koyama
- D319,905 S 9/1991 Hotchkiss
- D322,350 S 12/1991 Craft et al.
- D327,756 S 7/1992 Klein et al.
- D332,852 S 1/1993 Delmerico
- D333,897 S 3/1993 Ward
- 5,249,693 A 10/1993 Gillispie et al.
- D355,060 S 1/1995 Bernstein et al.
- D355,740 S 2/1995 Kirchner
- D360,062 S 7/1995 Mosior
- 5,531,348 A 7/1996 Baker et al.
- D380,114 S 6/1997 Albright
- D381,784 S 7/1997 Keller et al.
- 5,842,595 A 12/1998 Williams
- D435,951 S 1/2001 Yang et al.
- D447,611 S 9/2001 Lin

(Continued)

(56) **References Cited**
U.S. PATENT DOCUMENTS

- 966,145 A 8/1910 Wilder
- 1,265,148 A 5/1918 Warren
- 1,379,677 A 5/1921 Brunhoff
- 1,461,253 A 7/1923 Owen
- 1,479,634 A 1/1924 Toscan
- 1,703,509 A 2/1929 Chandlee
- 1,799,621 A 4/1931 Shaw
- 1,820,555 A 8/1931 Buscham
- 1,881,120 A 10/1932 Fessler et al.
- 1,966,323 A 7/1934 Von Elm William
- 2,016,558 A 10/1935 Redrup
- 2,195,033 A 3/1940 Lehman
- 2,216,279 A 10/1940 Packer
- 2,246,975 A 6/1941 Geibel
- 2,563,456 A 8/1951 Brownell
- 2,910,206 A 10/1959 Hodgson
- D191,546 S 10/1961 Garner
- 3,008,504 A 11/1961 Garner
- 3,023,922 A 3/1962 Arrington et al.
- 3,450,297 A 6/1969 Clerk

Primary Examiner—Cynthia E. Ramirez
(74) *Attorney, Agent, or Firm*—Raymond Sun

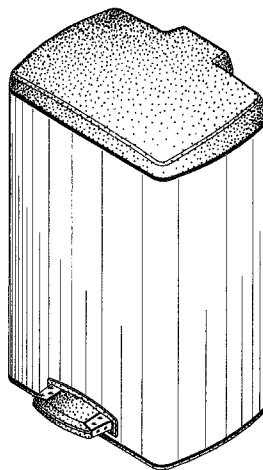
(57) **CLAIM**

The ornamental design for the trash can assembly, as shown and described.

DESCRIPTION

FIG. 1 is a perspective view of our trash can assembly. FIG. 2 is a front elevational view of the trash can assembly of FIG. 1. FIG. 3 is a rear elevational view of the trash can assembly of FIG. 1. FIG. 4 is a left side elevational view of the trash can assembly of FIG. 1; the right side view being a mirror image thereof; and, FIG. 5 is a top plan view of the trash can assembly of FIG. 1.

1 Claim, 5 Drawing Sheets



US D543,673 S

Page 2

U.S. PATENT DOCUMENTS

D450,901 S	11/2001	Lin	6,626,316 B2	9/2003	Yang
D452,356 S	12/2001	Zimmerman	D481,187 S	10/2003	Sofy et al.
D453,252 S	1/2002	Lin	D481,508 S	10/2003	Wang
D453,600 S	2/2002	Lin	D482,169 S	11/2003	Lin
D453,870 S	2/2002	Lin	D482,832 S	11/2003	Lin
D454,239 S	3/2002	Lin	D482,833 S	11/2003	Lin
6,386,386 B1	5/2002	George	D488,604 S	4/2004	Yang et al.
D465,630 S	11/2002	Lin	D488,902 S	4/2004	Yang et al.
D465,893 S	11/2002	Lin	D489,856 S	5/2004	Yang et al.
D470,639 S	2/2003	Quan	D489,857 S	5/2004	Yang et al.
D472,688 S	4/2003	Lin	D490,583 S	5/2004	Yang et al.
D476,460 S	6/2003	Lin	D491,706 S	6/2004	Yang et al.
D480,193 S	9/2003	Wang	D503,021 S	3/2005	Yang et al.
			D507,090 S	7/2005	Yang et al.

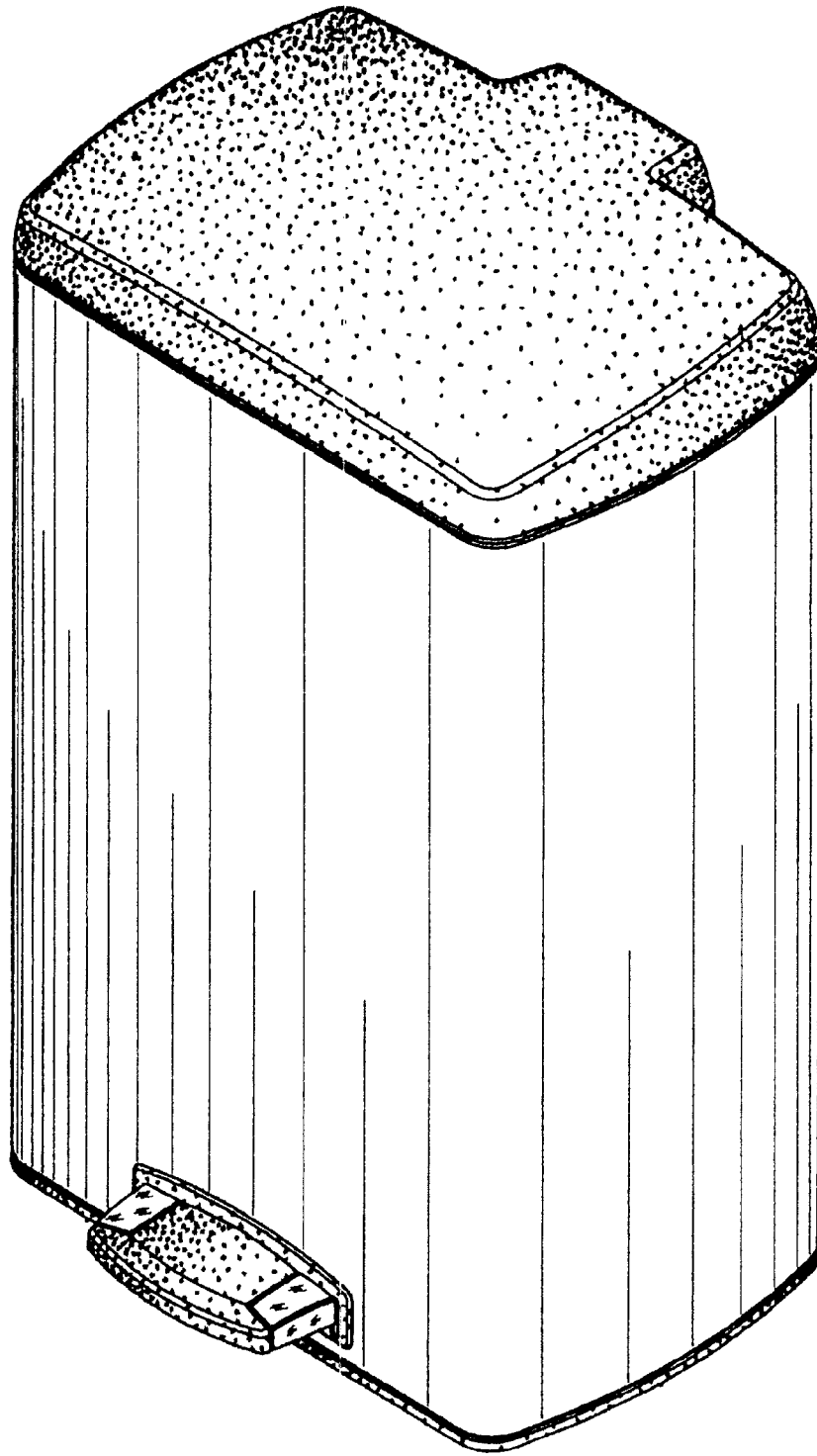


FIG. 1

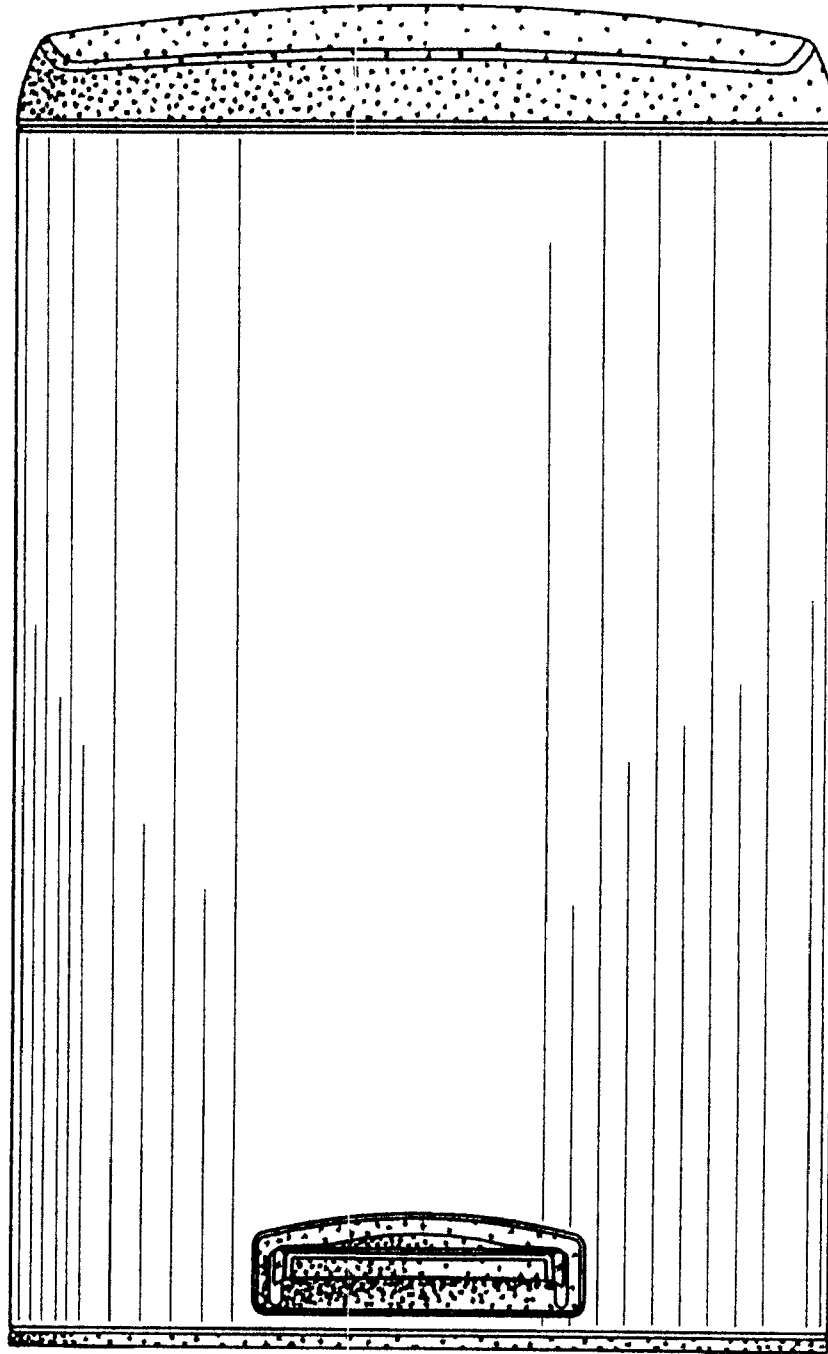


FIG. 2




FIG. 3

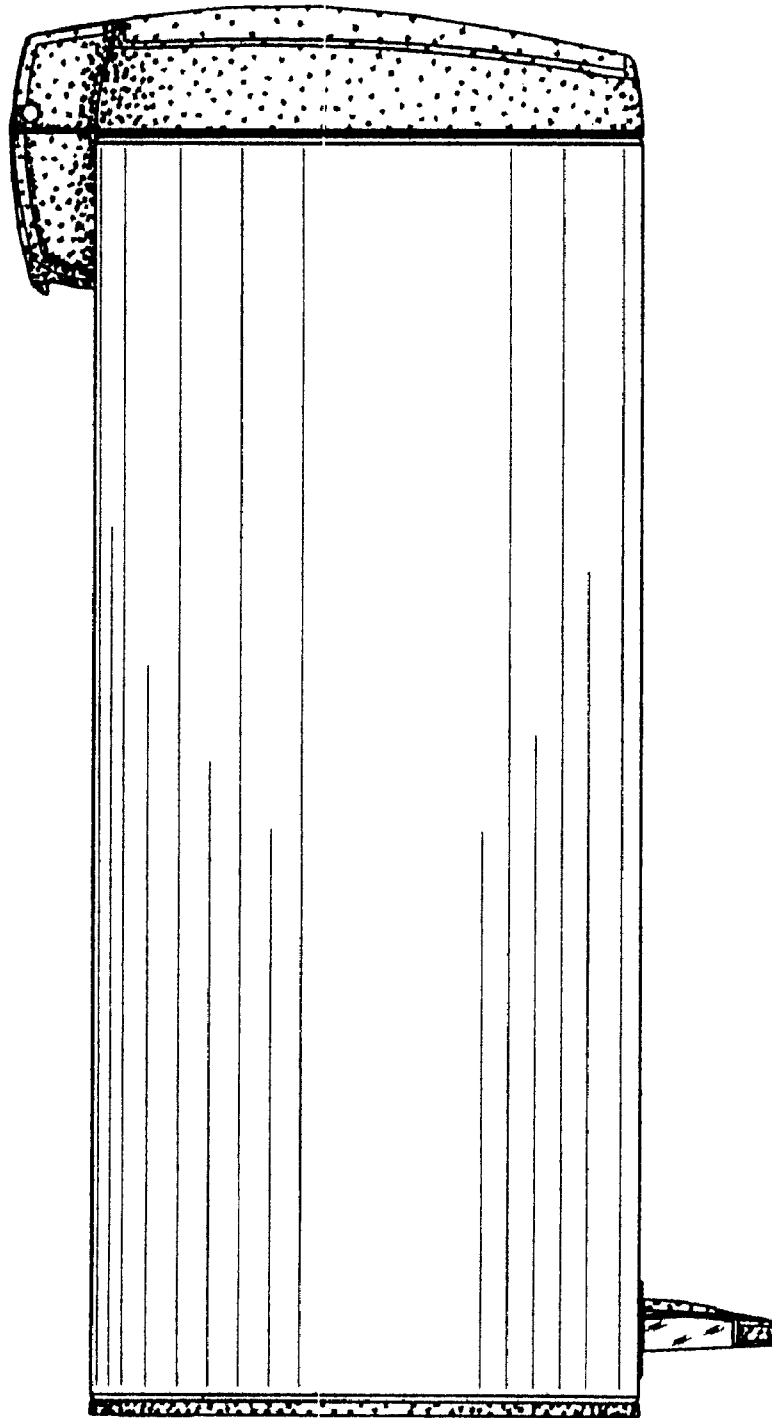


FIG. 4

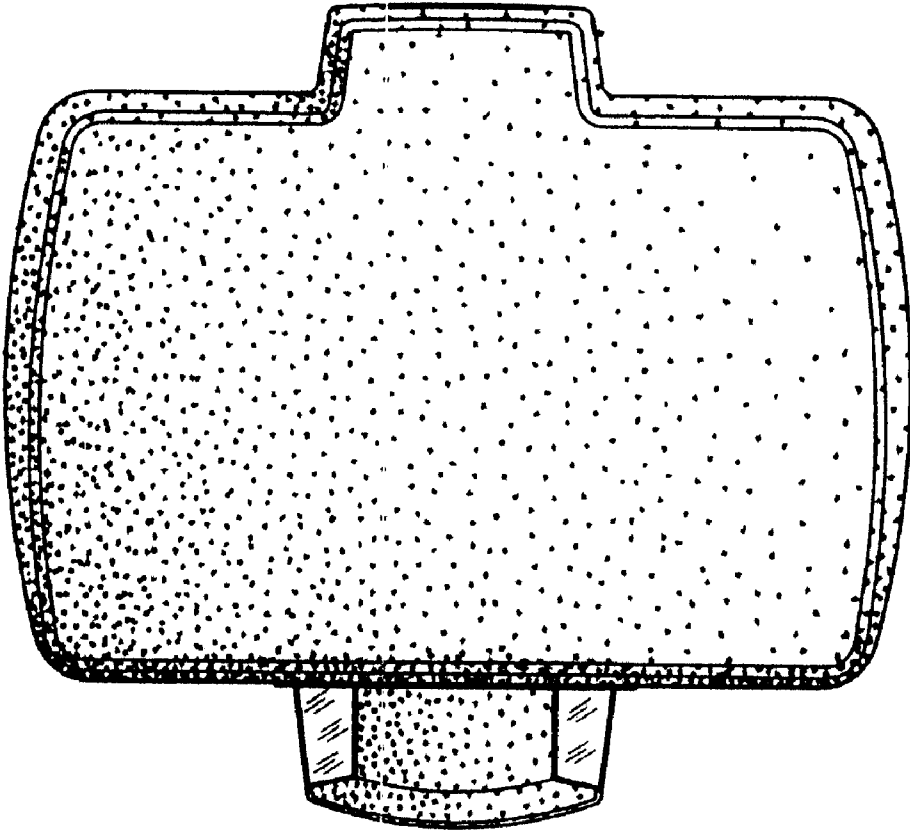


FIG. 5