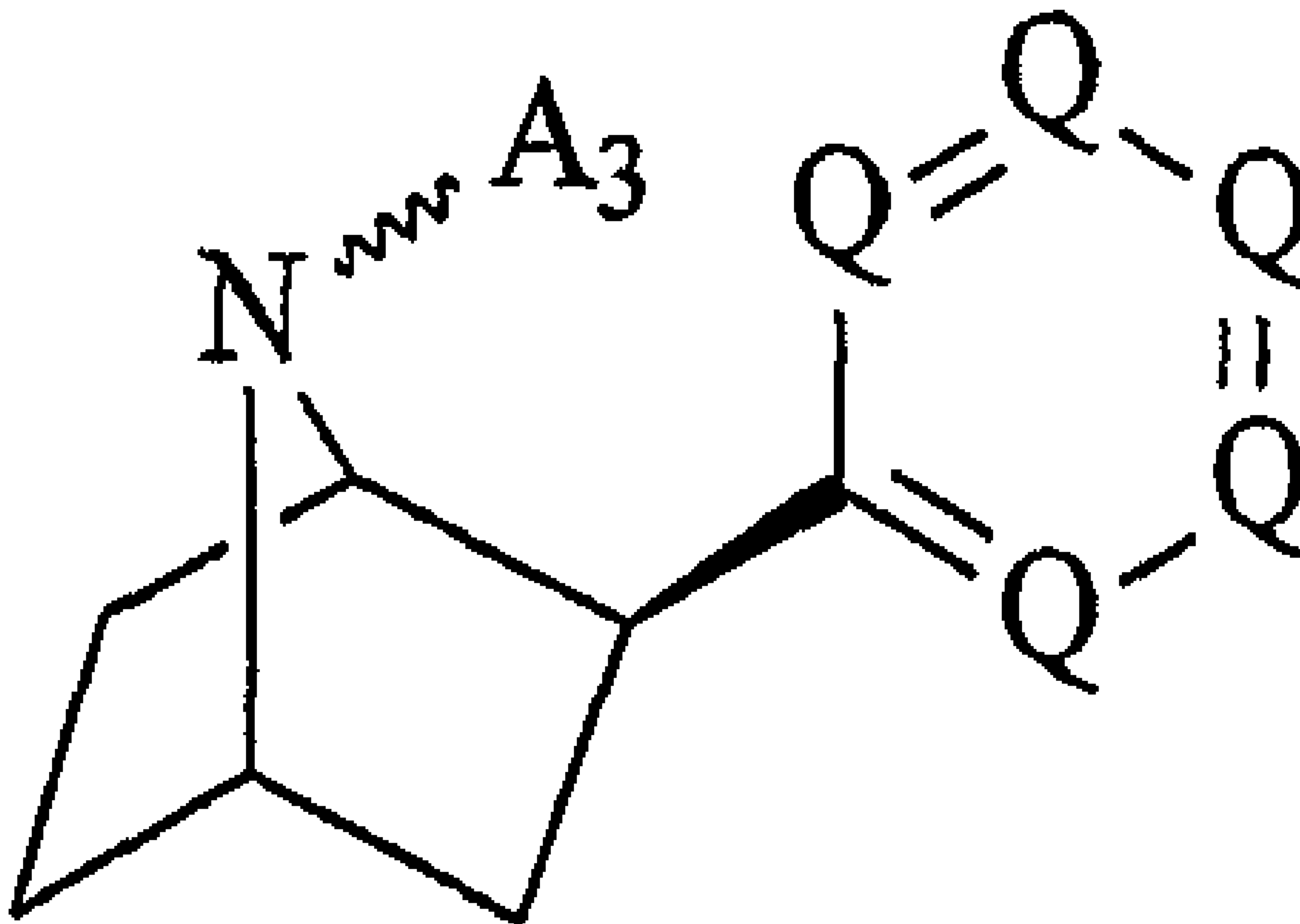




(86) Date de dépôt PCT/PCT Filing Date: 2001/11/08
 (87) Date publication PCT/PCT Publication Date: 2002/05/16
 (45) Date de délivrance/Issue Date: 2011/03/29
 (85) Entrée phase nationale/National Entry: 2003/05/06
 (86) N° demande PCT/PCT Application No.: US 2001/042927
 (87) N° publication PCT/PCT Publication No.: 2002/037927
 (30) Priorité/Priority: 2000/11/08 (US09/708,095)

(51) Cl.Int./Int.Cl. *C07D 487/08* (2006.01),
A61K 31/439 (2006.01), *A61K 31/4439* (2006.01),
A61P 25/34 (2006.01), *C07D 213/24* (2006.01),
C07D 213/26 (2006.01), *C07D 413/08* (2006.01),
C07D 471/22 (2006.01)
 (72) Inventeur/Inventor:
 CARROLL, F. IVY, US
 (73) Propriétaire/Owner:
 RESEARCH TRIANGLE INSTITUTE, US
 (74) Agent: OGILVY RENAULT LLP/S.E.N.C.R.L.,S.R.L.

(54) Titre : COMPOSES ET PROCEDES SERVANT A FACILITER L'ARRET DU TABAC
 (54) Title: COMPOUNDS AND METHODS FOR PROMOTING SMOKING CESSATION



(57) Abrégé/Abstract:

Compounds and methods for promoting smoking cessation. The compounds may be used to treat a variety of other conditions and disease states.

(12) INTERNATIONAL APPLICATION PUBLISHED UNDER THE PATENT COOPERATION TREATY (PCT)

(19) World Intellectual Property Organization
International Bureau



(43) International Publication Date
16 May 2002 (16.05.2002)

PCT

(10) International Publication Number
WO 02/037927 A3

(51) International Patent Classification⁷: **A61K 31/44**,
31/4965, 31/50, 31/53, C07D 213/04, 237/06, 239/24,
241/10, 253/02

(21) International Application Number: PCT/US01/42927

(22) International Filing Date:
8 November 2001 (08.11.2001)

(25) Filing Language: English

(26) Publication Language: English

(30) Priority Data:
09/708,095 8 November 2000 (08.11.2000) US

(71) Applicant: **RESEARCH TRIANGLE INSTITUTE**
[US/US]; 3040 Cornwallis Road, Research Triangle, NC
27709 (US).

(72) Inventor: **CARROLL, F, Ivy**; c/o Research Triangle In-
stitute, 3040 Cornwallis Road, Research Triangle Park, NC
27709 (US).

(74) Agent: **CHINN, Richard, L.**; Oblon, Spivak, McClelland,
Maier & Neustadt, P.C., 4th Floor, 1755 Jefferson Davis
Highway, Arlington, VA 22202 (US).

(81) Designated States (*national*): AE, AG, AL, AM, AT, AU,
AZ, BA, BB, BG, BR, BY, BZ, CA, CH, CN, CO, CR, CU,
CZ, DE, DK, DM, DZ, EC, EE, ES, FI, GB, GD, GE, GH,
GM, HR, HU, ID, IL, IN, IS, JP, KE, KG, KP, KR, KZ, LC,
LK, LR, LS, LT, LU, LV, MA, MD, MG, MK, MN, MW,
MX, MZ, NO, NZ, OM, PH, PL, PT, RO, RU, SD, SE, SG,
SI, SK, SL, TJ, TM, TR, TT, TZ, UA, UG, UZ, VN, YU,
ZA, ZW.

(84) Designated States (*regional*): ARIPO patent (GH, GM,
KE, LS, MW, MZ, SD, SL, SZ, TZ, UG, ZW), Eurasian
patent (AM, AZ, BY, KG, KZ, MD, RU, TJ, TM), European
patent (AT, BE, CH, CY, DE, DK, ES, FI, FR, GB, GR, IE,
IT, LU, MC, NL, PT, SE, TR), OAPI patent (BF, BJ, CF,
CG, CI, CM, GA, GN, GQ, GW, ML, MR, NE, SN, TD,
TG).

Published:

— with international search report

(88) Date of publication of the international search report:
13 February 2003

For two-letter codes and other abbreviations, refer to the "Guid-
ance Notes on Codes and Abbreviations" appearing at the begin-
ning of each regular issue of the PCT Gazette.

(54) Title: COMPOUNDS AND METHODS FOR PROMOTING SMOKING CESSATION

(57) Abstract: Compounds and methods for promoting smoking cessation. The compounds may be used to treat a variety of other conditions and disease states.



WO 02/037927 A3

Compounds And Methods For Promoting Smoking Cessation

BACKGROUND OF THE INVENTION

Field of the Invention

The present invention relates to methods and reagents for promoting smoking cessation. The present invention relates to methods and reagents for preventing smoking addiction. The present invention also relates to methods and reagents for treating nicotine addiction.

Background of the Invention

Smoking addiction is a complex phenomenon believed to involve cognition enhancement, psychological conditioning, stress adaptation, reinforcing properties and relief from withdrawal. Consequently, providing therapeutic treatment for smoking addiction is an extremely difficult challenge.

Tobacco products, including cigarettes, cigars, pipes and smokeless tobacco, can cause a variety of well-recognized health problems. From a public health perspective, it is desirable to stop consuming tobacco products, especially in the form of smoking. However, some individuals cannot quit smoking tobacco products, in spite of focused attempts to succeed. One major factor in the difficulty of quitting smoking is the presence of nicotine in tobacco.

Nicotine can produce a myriad of behavioral effects and is unquestionably one of the most popular and powerful reinforcing agents. In addition, smoking, arguably the vehicle of choice for nicotine delivery, may cause a variety of well-recognized health problems. For these reasons it has sometimes been desirable to cease consumption of nicotine. However, for some, the termination of nicotine consumption can not be accomplished, in spite of focused attempts to succeed.

One method for assisting smoking cessation is to reduce consumption over time. For complex reasons, this method is not always entirely successful. One method for assisting smoking cessation is to provide an alternate delivery vehicle for nicotine. Such delivery vehicles include oral preparations such as gums, and transdermal vehicles such as skin patches.

Another method for assisting smoking cessation is to replace the nicotine signal from tobacco with a substitute reinforcer. Bupropion is used to promote smoking cessation and it may act as a substitute reinforcer.

Nicotine antagonists have been considered as an approach to smoking cessation. A nicotine antagonist would block the reinforcing signal from nicotine that creates and maintains the addiction to smoking. Over time, the smoker would dissociate the physical and psychological aspects of smoking. For example, mecamylamine has been used to promote smoking cessation, although it is generally ineffective alone. Another approach is to administer an antagonist, e.g., mecamylamine, together with nicotine replacement therapy. Compounds which act as nicotine substitutes and block nicotine's effects would be preferred smoking cessation reagents.

In spite of the known methods for treating smoking addiction, there remains a lack of generally effective means of treating and/or preventing smoking addiction. Accordingly, there remains a strong need for methods and reagents for treating smoking addiction.

Both the psychological and physiological effects of tobacco smoke are attributed to nicotine. Neuronal nicotinic acetylcholine receptors (nAChRs) are widely distributed throughout the central and peripheral nervous systems including several regions of the brain. Two major classes of nAChRs, $\alpha_4\beta_2$ and α_7 have been identified in rat and human brains. The possibility exists that specific subtypes mediate specific functions, especially as this relates to nicotine addiction. Thus, the availability of a variety of ligands that bind with high affinity and selectivity for each subtype are needed. It is also desirable to have both agonists and antagonists since the role of nAChRs in addiction is not known.

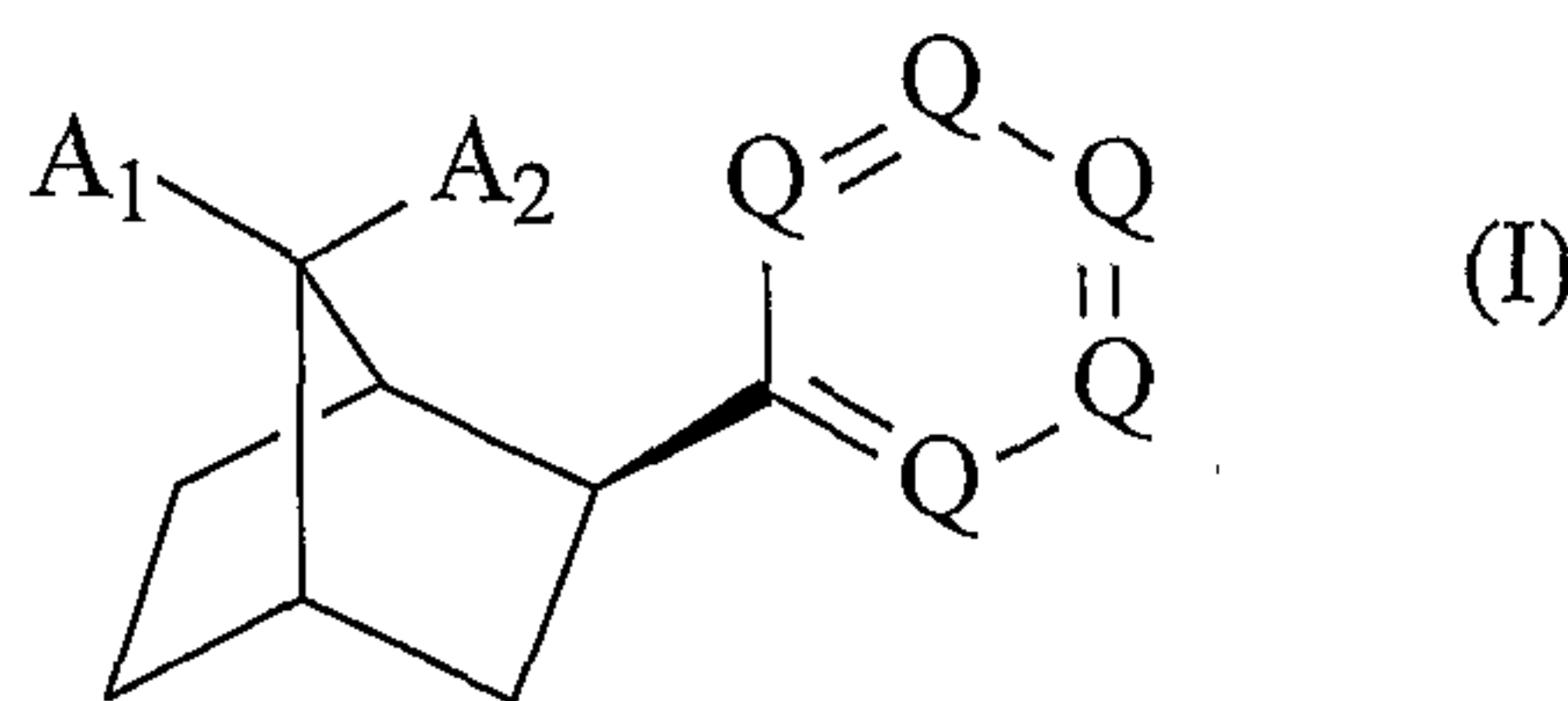
Epibatidine is a nicotinic agonist whose biological effects appear to be mediated by $\alpha_4\beta_2$ nAChRs. The high potency of epibatidine for $\alpha_4\beta_2$ nAChRs makes this agent a very useful lead compound for the development of new ligands for studying this nicotinic subtype. Such epibatidine analogs may be potent and/or selective for $\alpha_4\beta_2$ receptors could provide a therapeutic for treatment of in addition to nicotine dependence, pain, and other neurological disorders.

SUMMARY OF THE INVENTION

It is an object of the present invention to provide methods of training a smoker to quit smoking.

It is another object of the invention to provide compounds which can be used to train a smoker to quit smoking.

It is an object of the present invention to provide a method of training a smoker to quit smoking, comprising administering to a smoker in need thereof an effective amount of a compound represented by formula (I):



wherein

A_1 and A_2 are each, independently, H, -OH, -N(R)C(=NR)N(R)₂ or -N(R)₂;

or

A_1 and A_2 together form =O, =NOR, =NR, -O-NR-, -NR-O- or -NR-NR-;

each Q is, independently, C-X or N, with the proviso that at least one Q is N and at least one Q is C-X;

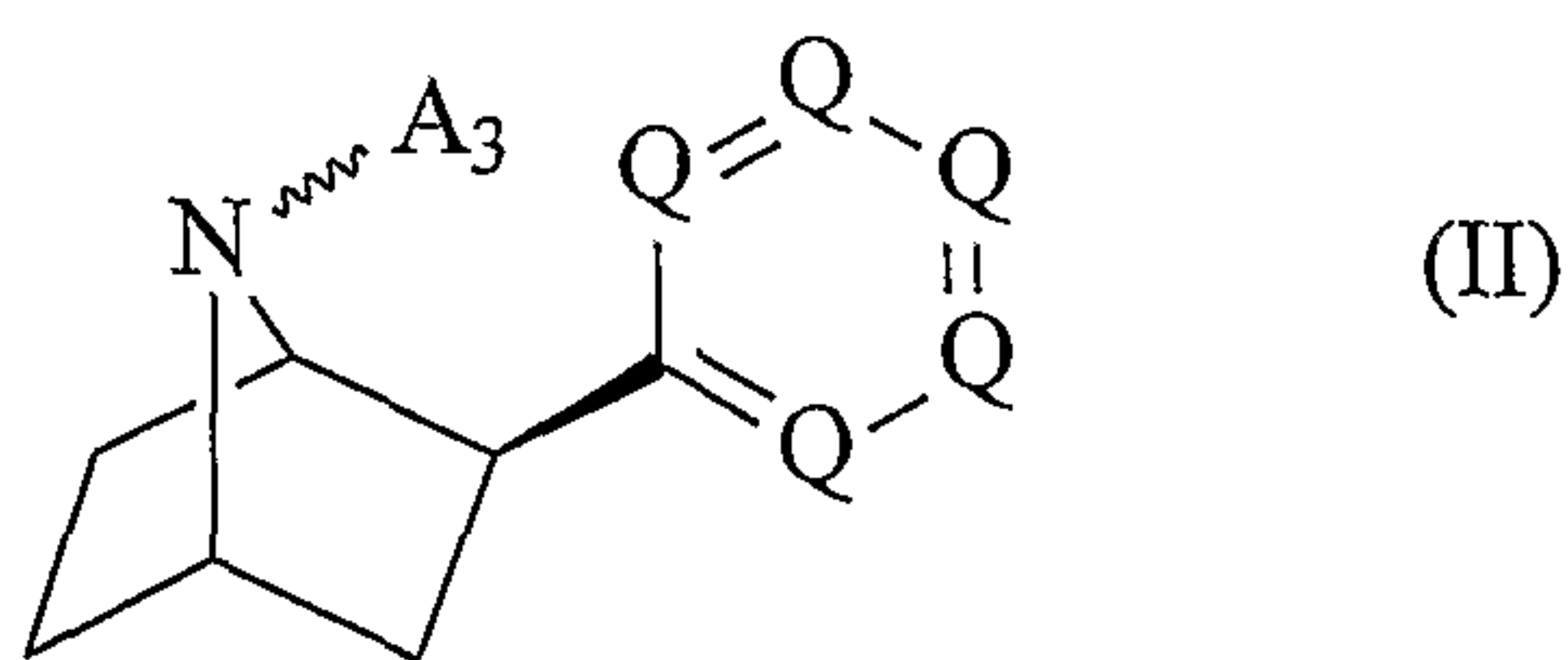
each X is, independently, H, halogen, alkyl, alkenyl, alkynyl, aryl, aralkyl, -OH, -OR, -CH₂-CO₂R, -CO-R, -CO₂R, -N(R)₂, -NR-CO-R, -CO-N(R)₂, -NRCO₂R, -SO₃CF₃, -NO₂, -N₃, -CF₃, -CH=CHY, or -CN;

Y is a halogen; and

each R is, independently, H, alkyl, alkenyl, alkynyl, aryl, or aralkyl;

or a pharmaceutically acceptable salt thereof.

It is another object of the present invention to provide a method of training a smoker to quit smoking, comprising administering to a smoker in need thereof an effective amount of a compound represented by formula (II):



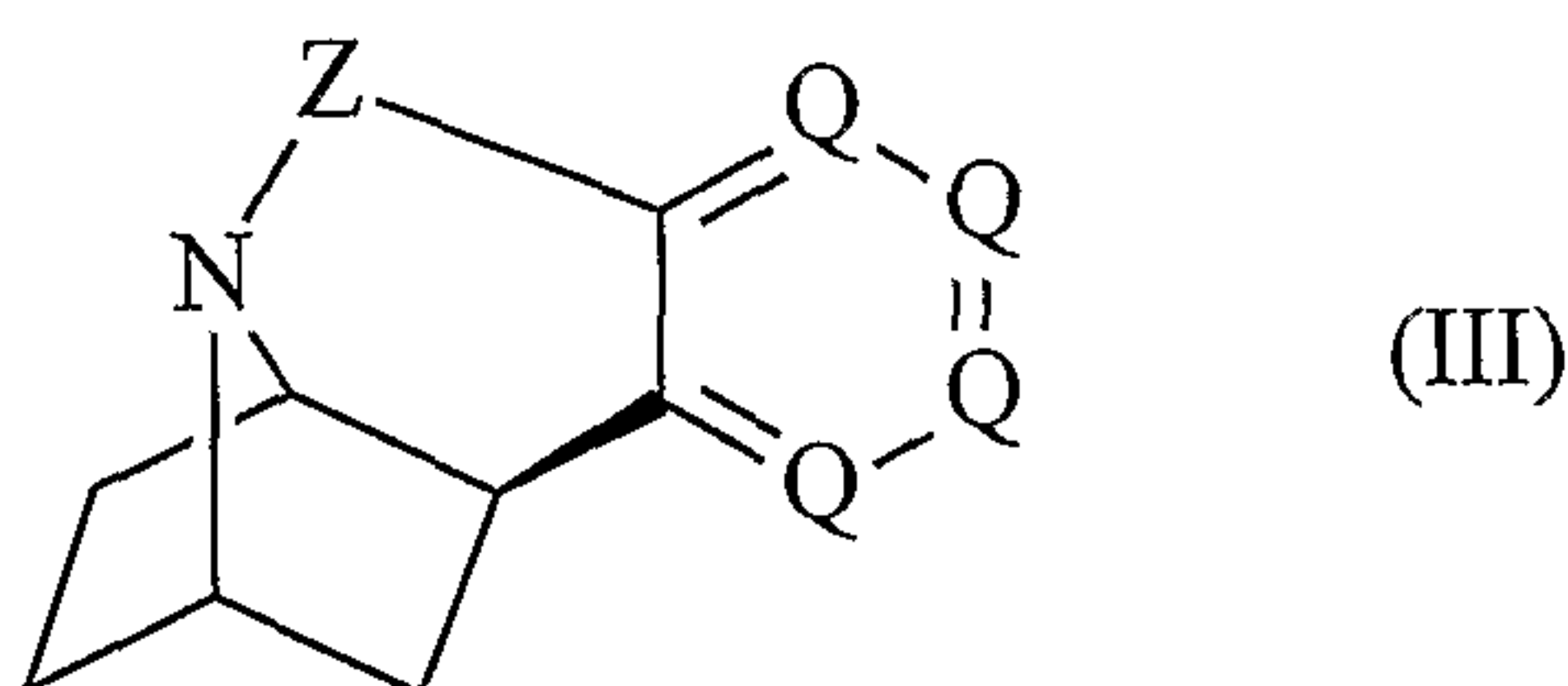
wherein

A_3 is $-R$, $-N(R)_2$, $-C(=NR)N(R)_2$, or $-OR$; and

R and Q are as defined above,

or a pharmaceutically acceptable salt thereof.

It is also an object of the present invention to provide a method of training a smoker to quit smoking, comprising administering to a smoker in need thereof an effective amount of a compound represented by formula (III):



wherein

Z is $-(CH_2)_m-$, $-O-$, $-NR-$, $-(CH_2)_m-O-$, $-O-(CH_2)_m-$, $-(CH_2)_mN(R)-$, $-N(R)(CH_2)_m-$, $-C(=NR)-$, $-(CH_2)_mS-$, $-(CH_2)_mCH=CH-$, or $-(CH_2)_mC\equiv C-$;

m is 1, 2, 3 or 4; and

R and Q are as defined above,

or a pharmaceutically acceptable salt thereof.

The present invention is also directed to the compounds represented by formula (I) and (III) above.

The present invention is also directed to the compounds represented by formula (II) above in which at least one Q group is $C-X$ in which X is aryl.

A more complete appreciation of the invention and many of the attendant advantages thereof will be readily obtained as the same becomes better understood by reference to the following detailed description.

BRIEF DESCRIPTION OF THE FIGURES

A more complete appreciation of the invention and many of the attendant advantages thereof will be readily obtained as the same becomes better understood by reference to the following detailed description when considered in connection with the accompanying drawings, wherein:

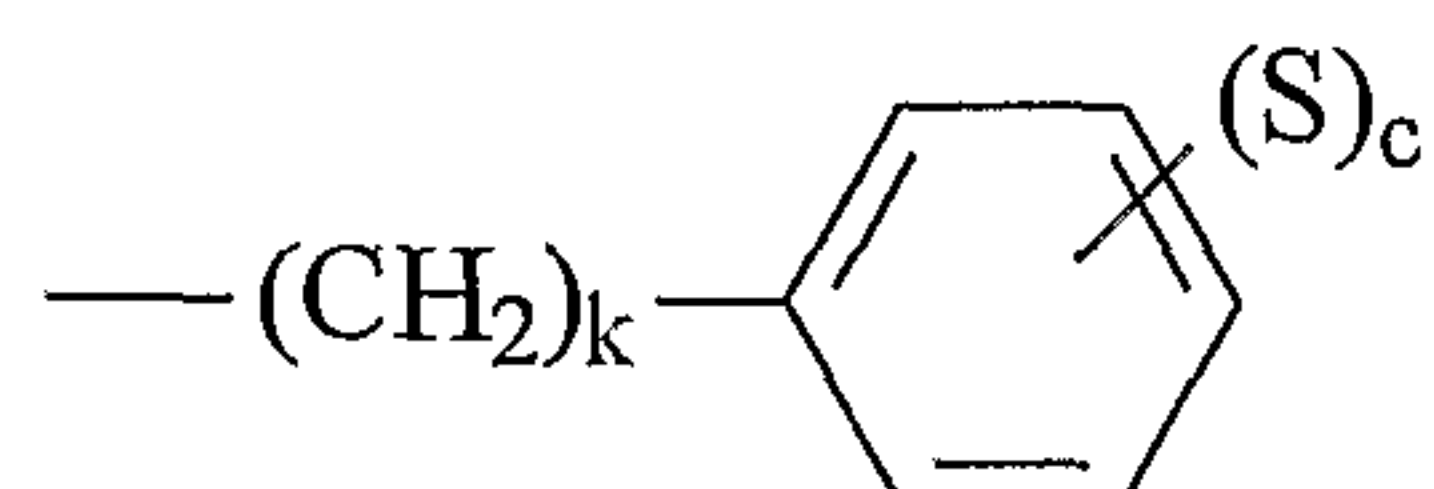
- Figure 1 shows synthesis Scheme C1;
- Figure 2 shows synthesis Scheme C2;
- Figure 3 shows synthesis Scheme C3;
- Figure 4 shows synthesis Scheme C4;
- Figure 5 shows synthesis Scheme C5;
- Figure 6 shows synthesis Scheme D1;
- Figure 7 shows synthesis Scheme D2;
- Figure 8 shows synthesis Scheme D3;
- Figure 9 shows synthesis Scheme D4;
- Figure 10 shows synthesis Scheme D5;
- Figure 11 shows synthesis Scheme D6;
- Figure 12 shows synthesis Scheme 1;
- Figure 13 shows synthesis Scheme 2;
- Figure 14 shows synthesis Scheme 3;
- Figure 15 shows synthesis Scheme 4; and
- Figure 16 shows synthesis Scheme 5.

DETAILED DESCRIPTION OF THE INVENTION

In the compounds represented by formula (I)-(III), each R or X may be, independently, alkyl, alkenyl, alkynyl, aryl, or aralkyl. The alkyl, alkenyl and alkynyl groups may have from 1 to 20 carbon atoms. The alkenyl and alkynyl groups may have from 2 to 20 carbon atoms. The aryl and aralkyl groups may have from 6 to 20 carbon atoms. These

ranges include all specific values and subranges therebetween, such as 2, 4, 8, 10 and 12 carbon atoms. A preferred aryl group is phenyl. Preferred aralkyl groups include benzyl and phenethyl groups. The groups described above may be unsubstituted or substituted.

When R or X is aryl or aralkyl, the substituent is preferably represented by the formula:



where k is 0, 1, 2, 3 or 4, and S and c are as defined below.

In one embodiment of the present invention, R, X or S is a substituted alkyl group represented by the formula $-(\text{CH}_2)_n\text{-Y}$, where Y is a halogen and n is an integer from 1 to 8. In addition, X may also be a halogen. Examples of suitable halogens include -F, -Cl, -Br and -I.

Each Q is, independently, C-X or N, provided that at least one Q is N and at least one Q is C-X. Preferably, up to three Q are N. More preferably, up to two Q are N. Most preferably, one Q is N.

As described above, when not N, Q is C-X. In a preferred embodiment of the invention, one, two, or three X may be other than hydrogen, as defined above.

In a preferred embodiment of the invention, at least one X is a substituted or unsubstituted aryl group. Phenyl is a preferred aryl group. Suitable substituents include one or more of the following: halogen (e.g., F, -Cl, -Br and -I), alkyl, alkenyl, alkynyl, aryl, aralkyl, -OH, -OR, -CH₂-CO₂R, -CO-R, -CO₂R, -N(R)₂, -NR-CO-R, -CO-N(R)₂, -NRCO₂R, -SO₃CF₃, -NO₂, -N₃, -CF₃, -CH=CHY or -CN, where R is as defined above. Particularly preferred substituents for the aryl group include halogen, especially -F and -Cl, alkyl, especially methyl, and alkoxy, especially methoxy. The substituted aryl group preferably has one or two substituents. In a particularly preferred embodiment, one Q is N and one X is a substituted or substituted aryl group.

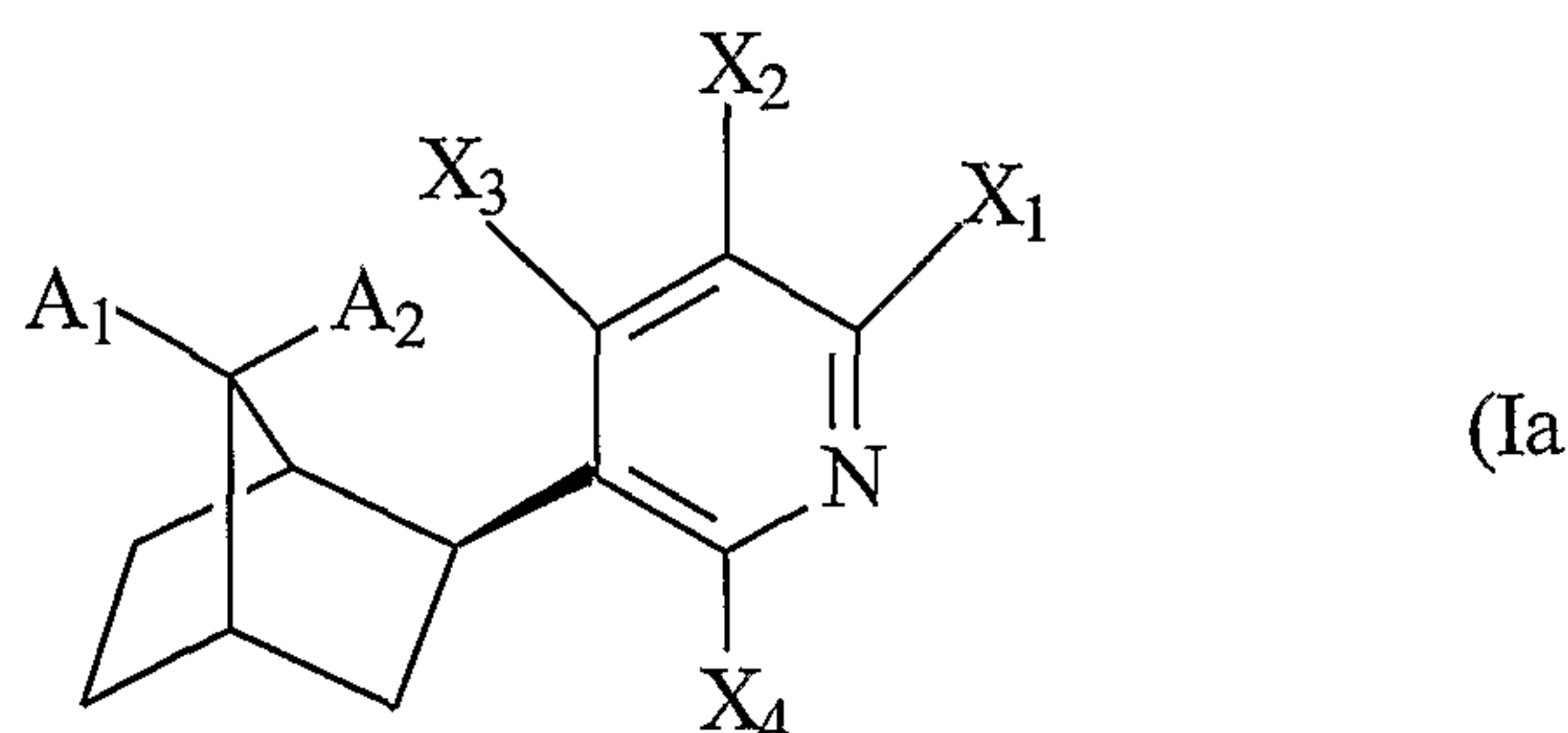
As one skilled in the art will readily appreciate, compounds of formula (I)-(III) in which an alkenyl or alkynyl group is attached to a heteroatom, e.g., N or O, there is no double or triple bond between the heteroatom and the carbon atom of the alkenyl or alkynyl group

that is directly bonded to the heteroatom.

In formula (I), A_1 and A_2 are each, independently, H, -OH, -N(R)C(=NR)N(R)₂ or -N(R)₂. Preferably, at least one of A_1 and A_2 are -OH, -N(R)C(=NR)N(R)₂ or -N(R)₂, or A_1 and A_2 together form =O, =NOR, =NR, -O-NR-, -NR-O-, or -NR-NR-.

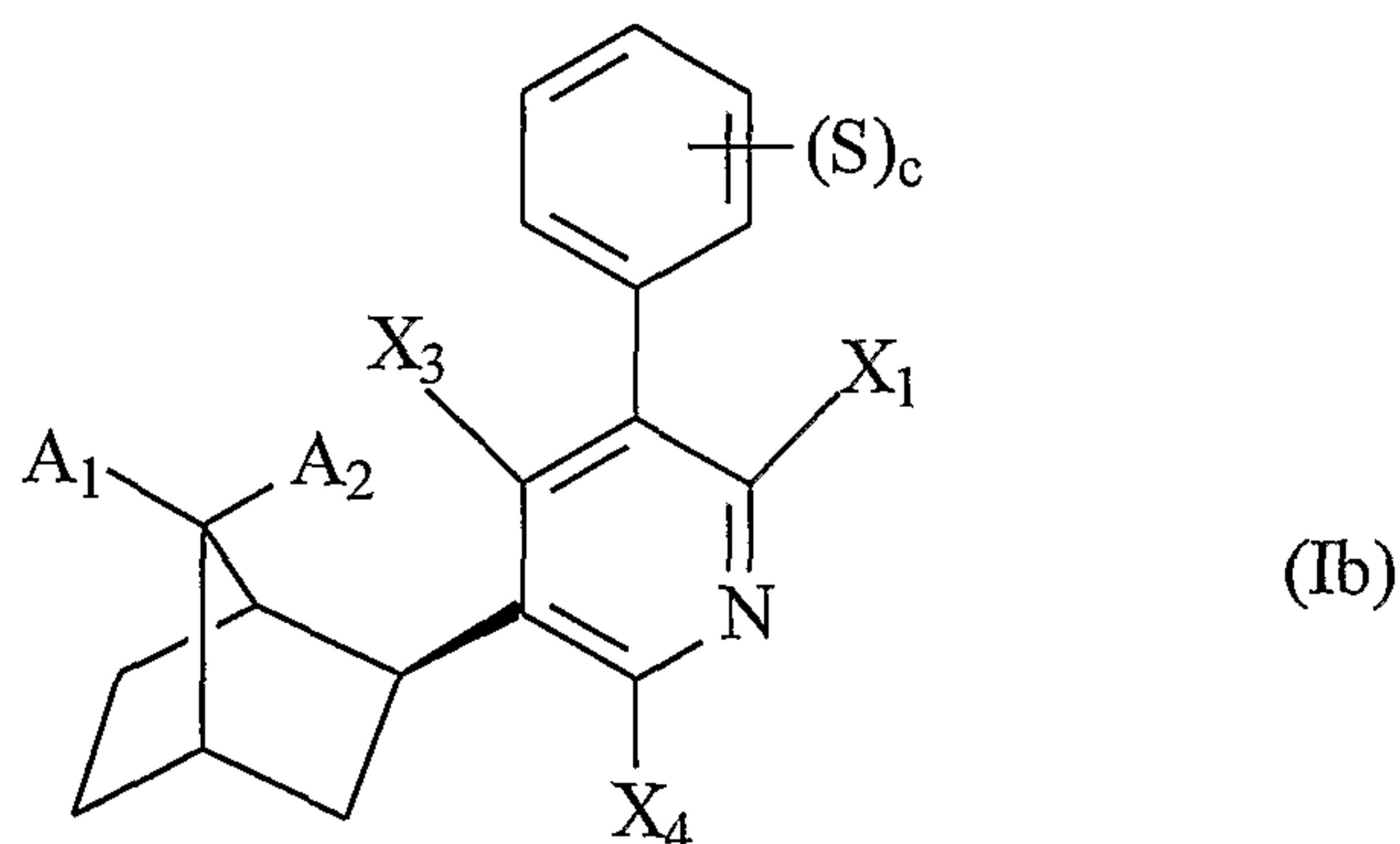
The compounds are illustrated with the group A_3 of undefined stereochemistry in formula (II), such that the A_3 group may be on the opposite or same side of the bridging nitrogen as the ring substituent.

Preferred compounds of formula (I) are represented by formula (Ia):



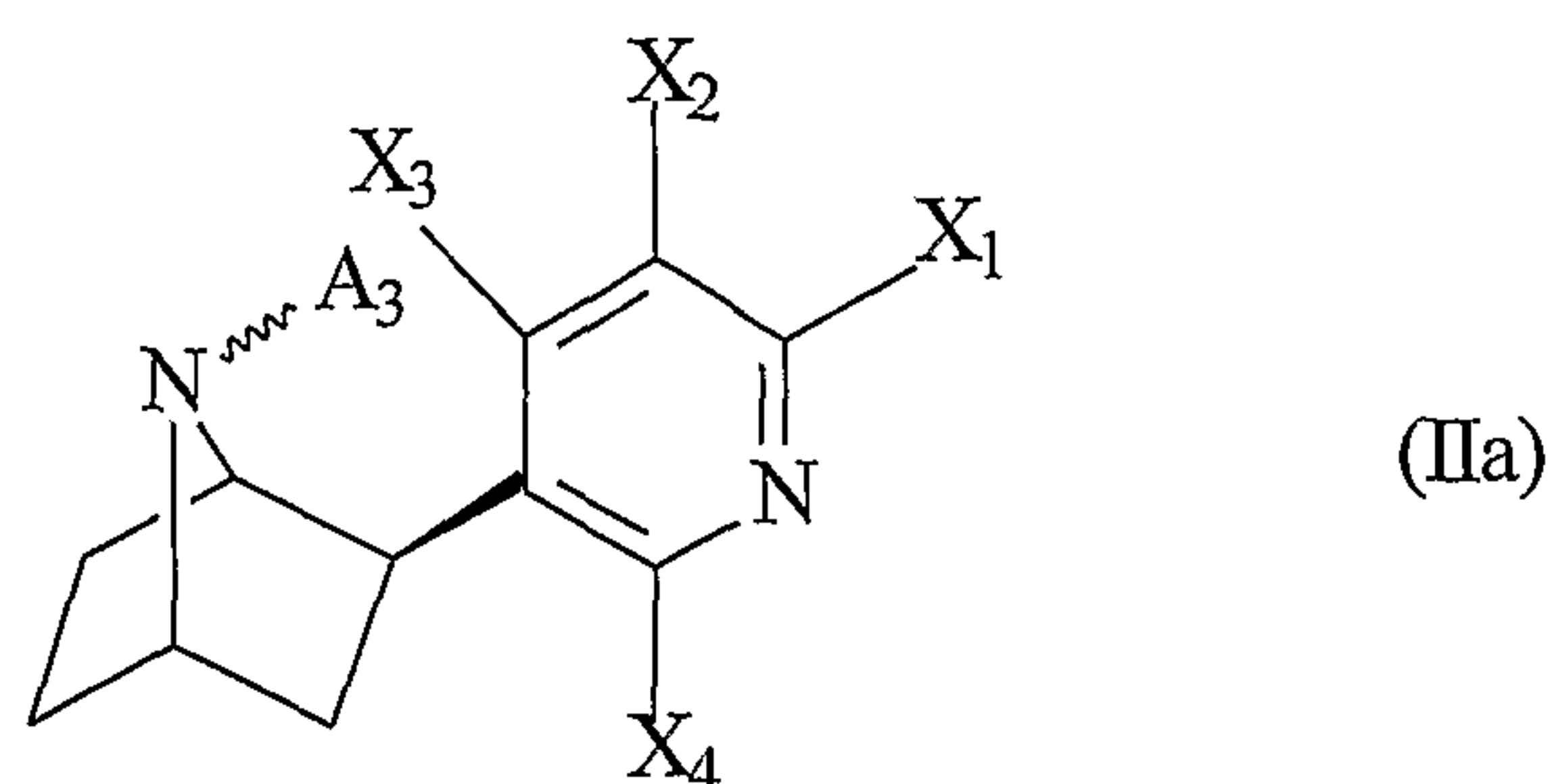
where A_1 and A_2 are as defined above and X_1 , X_2 , X_3 and X_4 are as defined for X above.

Additional preferred compounds of formula (I) are represented by formula (Ib) below:



where A_1 and A_2 are as defined above, X_1 , X_2 , X_3 and X_4 are as defined for X above, and S and c are as defined below.

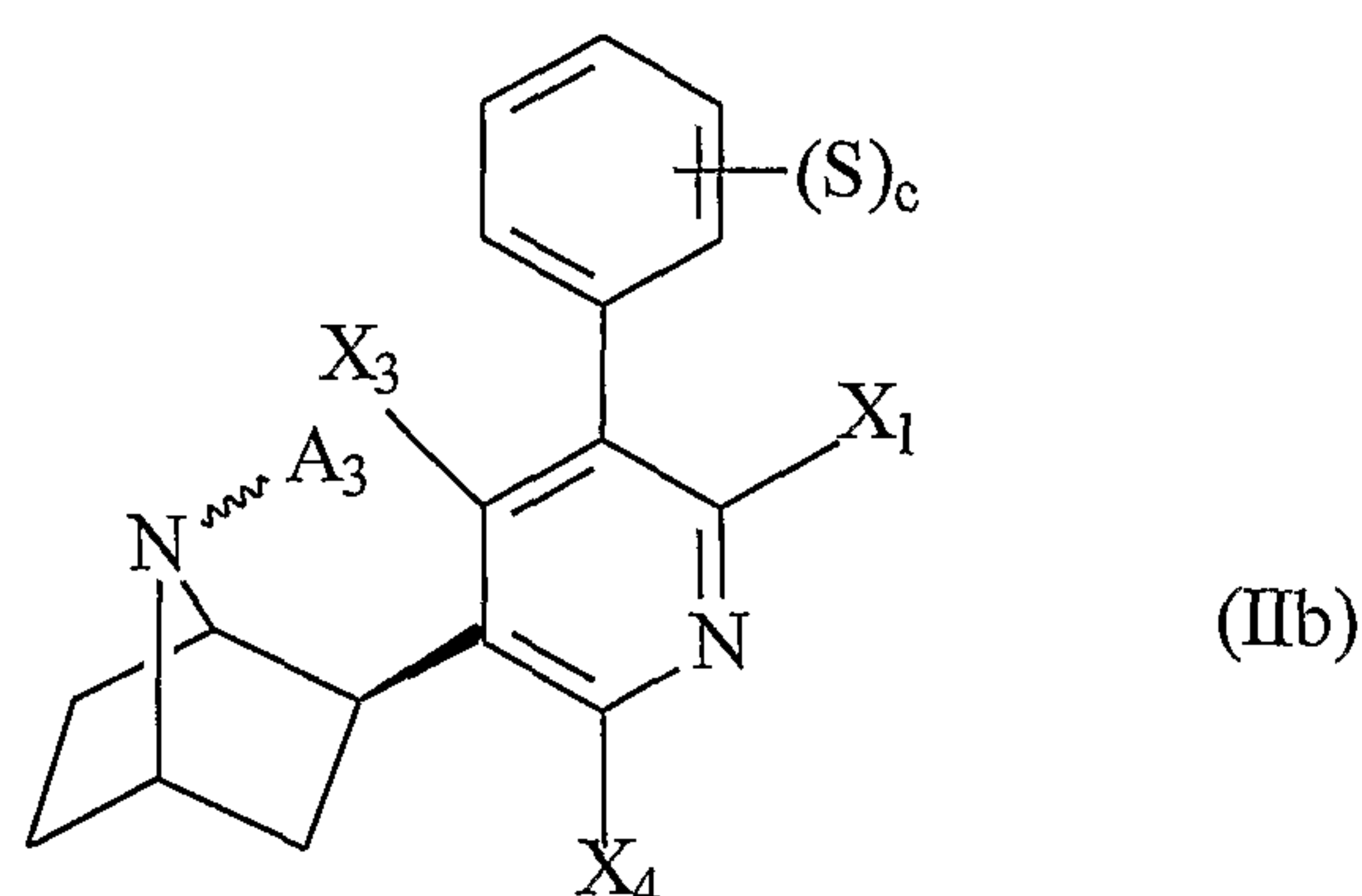
Preferred compounds of formula (II) are represented by formula (IIa):



where A_3 is defined above, and X_1 , X_2 , X_3 and X_4 are as defined for X above.

Particularly preferred compounds of formula (IIa) are those in which X_2 is unsubstituted or unsubstituted aryl, more preferably unsubstituted or unsubstituted phenyl. When substituted, the phenyl group have one or more substituents selected from the group consisting of halogen, alkyl, alkenyl, alkynyl, aryl, aralkyl, -OH, -OR, -CH₂-CO₂R, -CO-R, -CO₂R, -N(R)₂, -NR-CO-R, -CO-N(R)₂, -NRCO₂R, -SO₃CF₃, -NO₂, -N₃, -CF₃, -CH=CHY and -CN. Particularly preferred substituents include -NO₂ and -OCH₃. In these compounds, it is preferable that X_3 and X_4 are both H.

Even more particularly preferred compounds of formula (II) are those represented by formula (IIb):



where

each S is, independently, halogen, alkyl, alkenyl, alkynyl, phenyl, aralkyl, -OH, -OR, -CH₂-CO₂R, -CO-R, -CO₂R, -N(R)₂, -NR-CO-R, -CO-N(R)₂, -NRCO₂R, -SO₃CF₃, -NO₂, -N₃, -CF₃, -CH=CHY or -CN, or

two S, taken together with the phenyl group to which they are bonded, form a 2-naphthyl group.

c is 0, 1, 2, 3, 4 or 5; and

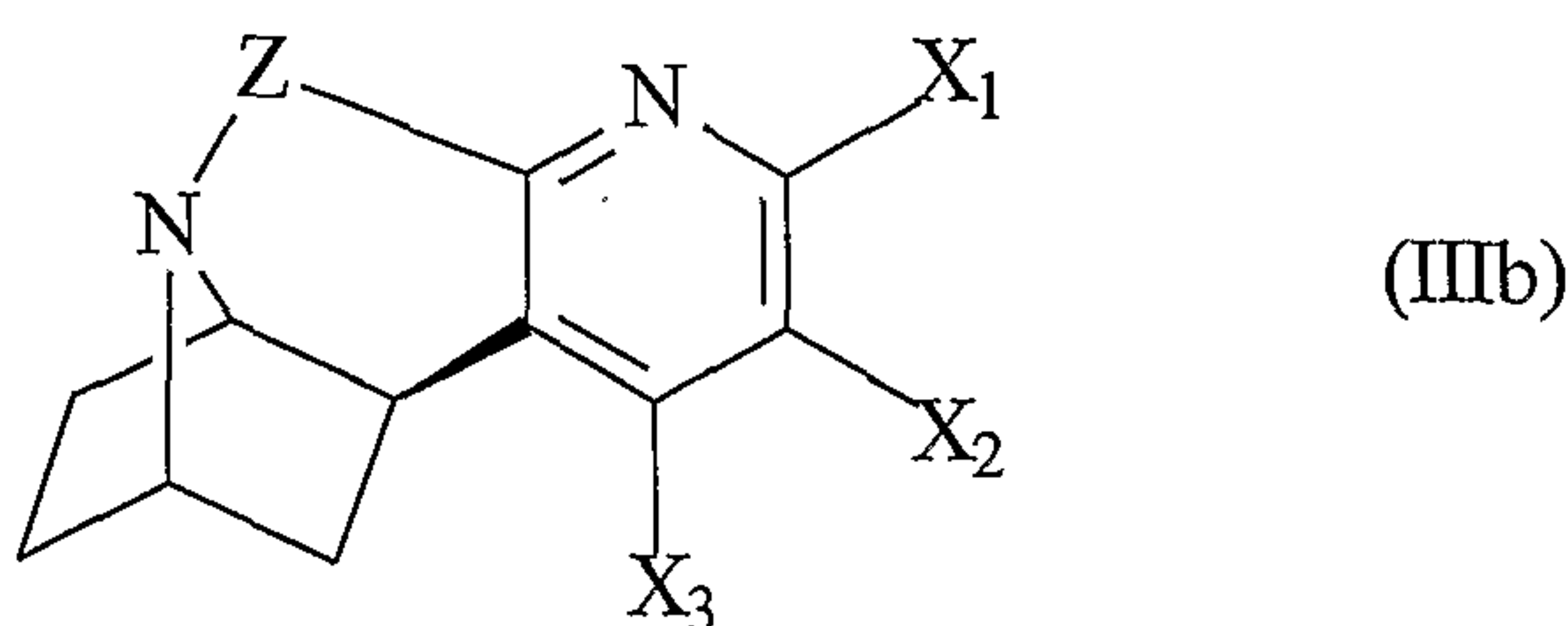
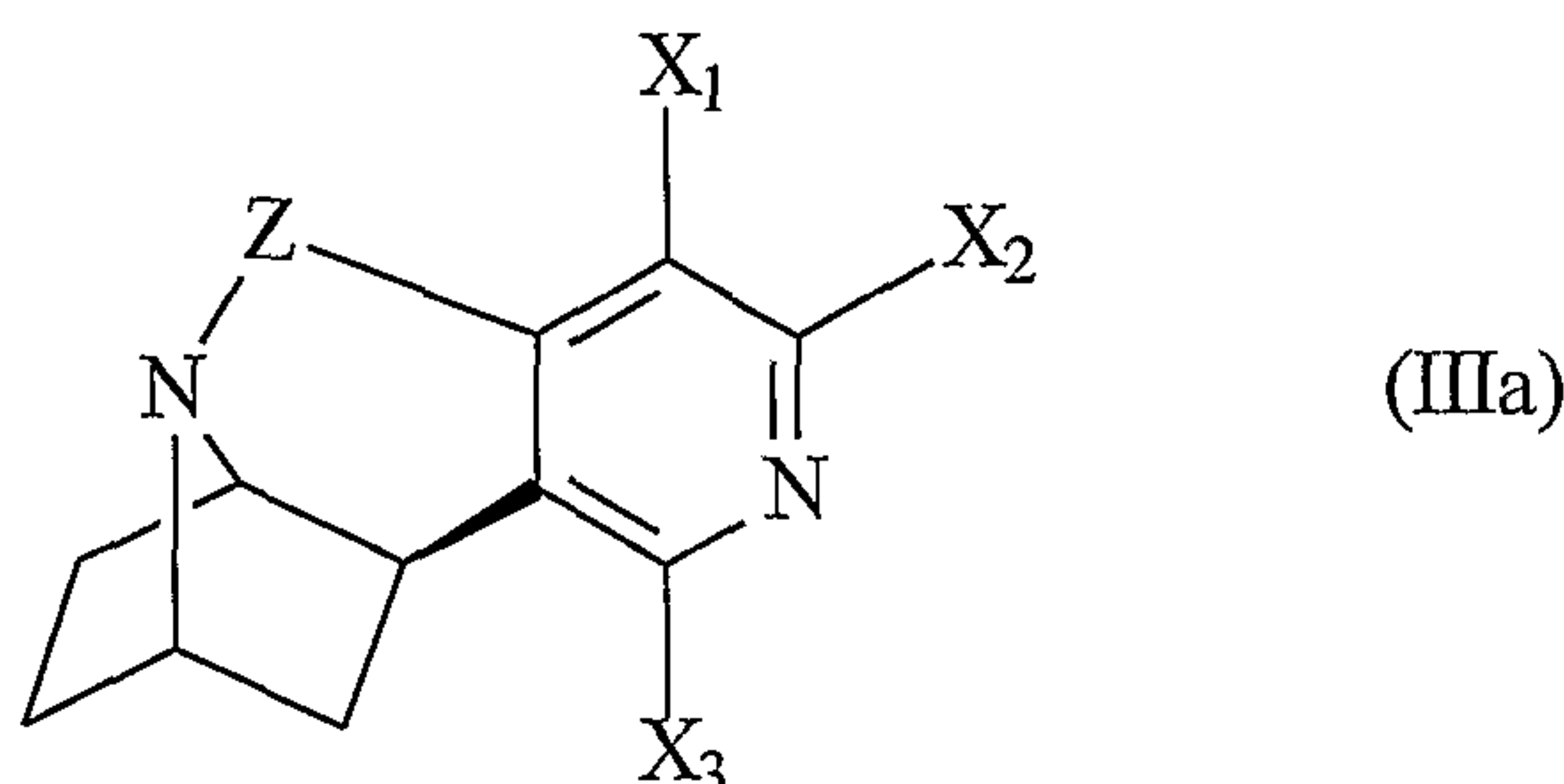
A_1 , X_1 , X_3 , X_4 and R are as defined above.

Preferred examples of alkenyl and alkynyl substituents as S include $CR_z=CR_zR_z$, $CR_zR_z-CH=CR_zR_z$, $C\equiv CR_z$, $C(=R_zR_z)R_z$, where each R_z is, independently, H, C_{1-6} alkyl, phenyl, substituted phenyl, CH_2OH , or C_{1-6} -phenyl.

As noted above, c may be 0, in which case the phenyl ring is unsubstituted. When the phenyl ring is substituted, c is preferably 1, 2 or 3.

This phenyl group, optionally substituted by one to five S substituents, may be present at any of the other positions of the ring defined by the Q's. In addition, this phenyl group may be present in any of the compounds represented by formula (I), (II) or (III), at any position of the ring defined by the Q's.

Preferred compounds of formula (III) are represented by formula (IIIa) or (IIIb):



where Z is as defined above, and X_1 , X_2 and X_3 are as defined for X above.

The compounds depicted as above are shown as a single enantiomeric compound, however, both enantiomers are within the scope of the present invention, such as a racemic

mixture. Moreover, it is within the specific scope of the present invention to administer compounds which are enantiomerically enriched in a single enantiomer. Within the context of the present invention enrichment in a single enantiomer may comprise an enantiomeric excess (e.e.) of $\geq 55\%$, even more preferably $\geq 70\%$, even more preferably $\geq 80\%$, even more preferably $\geq 90\%$, even more preferably $\geq 95\%$, even more preferably $\geq 98\%$.

An enantiomerically enriched composition may be prepared by conventional methods known to those of ordinary skill in the art, such as by using an enantiomerically enriched starting material or by resolution of a racemic mixture or a mixture of a lower enantiomeric purity. Resolution may be conducted by conventional methods known to those of skill in the art, such as by chiral chromatography, formation of diastereomeric derivatives followed by separation, or enantioselective crystallization.

The compounds may be used in the form of a pharmaceutically acceptable salt via protonation of the amine with a pharmaceutically acceptable acid. The acid may be an inorganic acid or an organic acid. Suitable acids include, for example, hydrochloric, hydroiodic, hydrobromic, sulfuric, phosphoric, citric, acetic and formic acids.

Administration of the Compounds

A variety of administration techniques may be utilized, among them oral, transdermal or parenteral techniques such as subcutaneous, intravenous, intraperitoneal, intracerebral and intracerebroventricular injections, catheterizations and the like. Such methods of administration are well-known to those skilled in the art. For a general discussion of drug delivery systems, see *Kirk-Othmer Encyclopedia of Chemical Technology*, Fourth Edition, Volume 8, pp. 445-475.

Average quantities of the compounds may vary in accordance with the binding properties of the compound (i.e., affinity, onset and duration of binding) and in particular should be based upon the recommendations and prescription of a qualified physician.

The therapeutic compositions useful in practicing the therapeutic methods of this invention may include, in admixture, a pharmaceutically acceptable excipient (carrier) and one or more of the compounds of the invention, as described herein as an active ingredient.

The preparation of therapeutic compositions which contain such neuroactive compounds as active ingredients is well understood in the art. Such compositions may be

prepared for oral administration, or as injectables, either as liquid solutions or suspensions, however, solid forms suitable for solution in, or suspension in, liquid prior to injection can also be prepared. The preparation can also be emulsified. The active therapeutic ingredient is often mixed with excipients which are pharmaceutically acceptable and compatible with the active ingredient. Suitable excipients are, for example, water, saline, dextrose, glycerol, ethanol, or the like and combinations thereof. In addition, if desired, the composition can contain minor amounts of auxiliary substances such as wetting or emulsifying agents, and pH buffering agents which enhance the effectiveness of the active ingredient. The compounds of the invention can be formulated into the therapeutic composition as neutralized pharmaceutically acceptable salt forms.

The therapeutic compositions are conventionally administered orally, by unit dose, for example. The term "unit dose" when used in reference to a therapeutic composition of the present invention refers to physically discrete units suitable as unitary dosage for humans, each unit containing a predetermined quantity of active material calculated to produce the desired therapeutic effect in association with the required diluent; i.e., carrier, or vehicle.

The compositions are administered in a manner compatible with the dosage formulation, and in a therapeutically effective amount. The quantity to be administered depends on the subject to be treated, the presence of other agonists and antagonists in the subject's system, and degree of binding or inhibition of binding desired. Precise amounts of active ingredient required to be administered depend on the judgment of the practitioner and are peculiar to each individual. However, suitable dosages may range from about 0.01 to about 1,000, preferably about 0.25 to about 500, and more preferably 10 to 50 milligrams of active ingredient per kilogram body weight of individual per day and depend on the route of administration. For oral administration, 1 to 100 milligrams of active ingredient per kilogram body weight of individual per day is a preferred dose. However, the exact dosage must be determined by factoring in rate of degradation in the stomach, absorption from the stomach, other medications administered, etc. Suitable regimes for administration are also variable, but are typified by an initial administration followed by repeated doses at one or more hour intervals by a subsequent injection or other administration. Alternatively, continuous intravenous infusion sufficient to maintain appropriate concentrations in the blood are contemplated.

The present invention is directed to a method of treating smoking addiction. This may be accomplished by administering a compound of the present invention to a patient in need of terminating a smoking addiction. While not wishing to bound by any particular theory, it is believed that by smoking addiction may be successfully treated by blocking some of the pharmacological effects of nicotine, such as, but not limited to reinforcement, antinociception, hypothermia, drug discrimination and motor impairment, while also dissociating some of the reinforcing affects of smoking. Within the context of the present invention, a patient in need of terminating a smoking addiction is a person who smokes on a regular basis and is either unable or unwilling to terminate smoking on a regular basis. The method of treating a smoking addiction may be practiced, by administering the compound of the present invention as described, preferably concurrent with or in advance of the act of smoking. In this fashion, the patient addicted to smoking will also be subject to the effects of the compounds while smoking, which can act to dissociate the reinforcing effects of smoking, from the act of smoking itself. The amount of the compound administered to be effective to dissociate the reinforcing effects of smoking from the act of smoking may vary depending on the patient and the nature of the patients addiction to smoking, however, determination of effective dosages and treatment schedules is within the level of skill of those of ordinary skill in the art, without undue experimentation.

The present invention is also directed to a method of preventing an addiction to smoking, by administering a compound of the present invention. A person (patient) in need of preventing an addiction to smoking may be a non-smoker or an occasional smoker, who is concerned about developing an addiction to smoking. The method of preventing a smoking addiction may be practiced, by administering the compounds as described, preferably in advance of the act of smoking. In this fashion, subject to the effects of the phenyltropane compounds, the patient will not develop a strong association of the act of smoking with the reinforcing effects of smoking. The amount of compound administered to be effective to prevent the association of the reinforcing effects of smoking from the act of smoking may vary depending on the patient and the nature of the patient. However, determination of effective dosages and treatment schedules is within the level of skill of those of ordinary skill in the art, without undue experimentation.

The present invention is also directed to a method of treating nicotine addiction. This

may be accomplished by administering a compound of the present invention to a patient in need thereof. Within the context of the present invention, a patient in need of terminating a nicotine addiction is a person who consumes nicotine on a regular basis and is either unable or unwilling to terminate nicotine consumption on a regular basis. The method of treating a nicotine addiction may be practiced, by administering compounds as described, preferably concurrent with or in advance of the act of nicotine consumption. In this fashion, the patient addicted to nicotine will also be subject to the effects of the phenyltropane compounds, which can act to dissociate the physiological effects of nicotine consumption from the act of consuming nicotine. The amount of compound administered to be effective to dissociate the physiological effects of nicotine from the act of nicotine consumption may vary depending on the patient and the nature of the patients addiction to nicotine. However, determination of effective dosages and treatment schedules is within the level of skill of those of ordinary skill in the art, without undue experimentation.

The effectiveness of the present method is appreciated in the ability to block some but not all of the pharmacological effects of nicotine. In a preferred embodiment the present method blocks the pharmacological effects of antinociception, seizures, and motor impairment, while not effecting body temperature or drug discrimination.

According to another embodiment of the present invention, it is possible to prevent the development of an addiction to smoking, by administering to a human in need of preventing an addiction to smoking, a compound. In this embodiment, the compound can be administered prophylactically in order to prevent a subject from becoming addicted to smoking in the first place. Alternatively, the compound can be administered to a subject who is in the process of smoking cessation in order to prevent a relapse.

Other Pharmacological Uses of the Compounds of the Present Invention

In addition for their use in smoking cessation as described above, the compounds of the present invention, by virtue of the function as nicotinic ligands, may be used to treat other disease states. Examples of such conditions include Alzheimer's disease, Parkinson's disease, pain (analgesic activity), depression, Tourette's syndrome, inflammatory bowel syndrome, schizophrenia, anxiety, epilepsy, attention-deficit hyperactivity disorder, ulcerative colitis and obesity. Thus, the compounds of the present invention may be

administered to a patient in need thereof, e.g., a human, in an amount effective to treat these disease states. As will be readily appreciated, the amount of compound administered to be effective for each disease state may vary depending on the patient and the nature of the patients addiction to nicotine. However, determination of effective dosages and treatment schedules is within the level of skill of those of ordinary skill in the art, without undue experimentation. The dosage may range from 0.01 to 1000, preferably from about 0.25 to about 500 milligrams of the compound per kilogram of patient body weight per day, depending on the route of administration. The compounds may be administered as described above for smoking cessation.

Imaging and Tracer Applications

Appropriately labeled compound represented by formula (I)-(III) may be useful in a variety of variety of applications. For example, the labeled compounds may be used for imaging drug and neurotransmitter receptors by PET or SPECT. The labeled compounds may also be useful in ligand binding assays. Since little is known about the in vivo disposition of nAChRs both before and after chronic nicotine exposure, such labeled compounds would be very useful in the study of nAChRs. The labeled compounds of the present invention may be useful radio-labeled ligands for imaging the nicotinic receptor in vivo by PET or SPECT.

For use in imaging and tracer applications, the compounds of the present invention may be labeled with any detectable label. Accordingly, the present invention includes compounds of represented by formula (I)-(III) which are labeled with at least one labeling atom. Preferably, the label is a radioactive element. Examples of suitable radioactive elements include ^3H , ^{11}C , ^{14}C , ^{32}P , ^{35}S , ^{18}F , ^{36}Cl , ^{51}Cr , ^{57}Co , ^{59}Fe , ^{90}Y , ^{123}I , ^{125}I , and ^{131}I . Preferred radioactive elements include ^3H , ^{11}C , ^{18}F , ^{123}I . Specific examples of suitable labeled compounds are those where at least one X is ^{18}F , ^{123}I , ^{125}I or ^{131}I , or X is a phenyl group substituted with one or more of ^{18}F , ^{123}I , ^{125}I or ^{131}I . One skilled in the art will also appreciate that the labeled compound may be represented by formula (I)-(III) in which one or more hydrogen atom in the formula is replaced with ^3H and/or one or more carbon atoms is replaced with ^{11}C and/or ^{14}C . A specific example of a labeled compound of the present invention is the 2'-fluoro analog C1b, see below, labeled with fluorine-18. This compound

has been demonstrated to be useful in mapping nicotinic receptors by PET.

Synthesis of Compounds

Synthetic routes for the preparation of compounds of within the scope of the present invention are set forth in the synthetic schemes shown in Figures 1-16. Specific examples of synthetic procedures are provided in the Examples below.

The compounds represented by formula (I)-(III) may be prepared from, for example, 7-(tert-butoxycarbonyl)-7-azabicyclo[2.2.1]hept-2-ene (C4b). The preparation of (C4b) is shown in Scheme C1 (Figure 1) described below.

Olefin (C3a) shown in Scheme C1 can be obtained in two steps from p-tolylsulfonylacetylene and N-(methoxycarbonyl)pyrrole as described by Clayton and Regan, *Tetrahedron Letters*, vol. 34, no. 46, pp. 7493-7496, 1993, incorporated herein by reference. As shown in Scheme C1 (Figure 1), removal of the p-tolylsulfonyl from C3a to give C4a was achieved using sodium amalgam. Clayton and Regan reported that palladium-catalyzed reductive addition of 2-chloro-5-iodopyridine (C5) to C4a gave exclusively the desired 2-exosubstituted compound C6 which yielded C1a on treatment with hydrogen bromide in acetic acid. It has been found that reductive palladium-catalyzed addition of C4b using 2-amino-5-iodopyridine (C7) afforded exclusively the 7-(tert-butoxycarbonyl)-exo-2-(2'-amino-5'-pyridinyl)-7-azabicyclo[2.2.1]heptane (C8) (Liang 1997). Importantly, this intermediate is highly useful for preparing many of the compounds of the present invention. Epibatidine (C1a) was obtained in better overall yield and purity by diazotization of C8 followed by treatment with cuprous chloride in hydrochloric acid. It is preferred that freshly prepared sodium amalgam be used to convert C3a and C3b to the olefins C4a and C4b, respectively. 2.5% sodium amalgam was used for the preparation of C4b, where over 2 kg was required to synthesize 10g of C4b.

A higher yield synthesis of C4b that can be easily upscaled to provide large amounts of this compound is shown in Scheme C1 (Figure 1). The addition of tributyltin hydride to C3b in benzene containing 2,2'-azobisisobutyronitrile (AIBN) gave 78-91% of C9 depending on the scale (0.04 to 0.07 mol). Treatment of C9 with tetrabutylammonium fluoride in tetrahydrofuran provides 93-98% of C4b that was identical to material prepared using sodium amalgam (Brieady et al 1998). The ready availability of C4b provides for the synthesis of

many compounds within the scope of the present invention.

As shown in Scheme C2 (Figure 2), compound C8 was used to prepare racemic epibatidine (C1a) as well as the compounds C1b-i. Diazotization of C8 using sodium nitrite in hydrochloric acid containing either cuprous chloride, pyridine containing 70% hydrogen fluoride, hydrogen bromide containing bromine, or acetic acid containing potassium carbonate gave epibatidine (C1a), the 2'-fluoro and 2'-bromo analogs C1b and C1c, and the N-tert-butoxycarbonyl 2'-hydroxy compound C11, respectively. Treatment of C11 with trifluoromethanesulfonic anhydride gave the 2'-triflate C12. Diazotization of C8 with isoamyl nitrite in methylene iodide containing hydrogen iodide afforded the N-tert-butoxycarbonyl 2'-iodo compound C10. Reductive methylation of C8 with formaldehyde using sodium cyanoborohydride yielded the N-tert-butoxycarbonyl 2'-dimethylamino analog C13. Treatment of C8 and C10-C13 with trifluoroacetic acid yielded compounds C1d-h. Reductive dehalogenation of C1a gave the unsubstituted analog C1i. Compound C1i can also be prepared by adding 3-iodopyridine to C4b under reductive Heck conditions followed by treatment with trifluoroacetic acid (Figure 2).

Both 3-amino-2-fluoro-5-iodopyridine and 3-amino-2-chloro-5-iodopyridine (Woolard et al. 1997) add to the olefin C4b to give the expected 2-exo addition products C14 and C15, respectively (Scheme C3, Figure 3). Reductive dehalogenation of C14 gives the 3-amino compound C16. Diazotization of C14, C15, and C16 using sodium nitrite in hydrochloric acid containing cuprous chloride yielded C17, C18, and C19, respectively.

Bromination of C8 affords the 2-amino-3-bromo compound C20 (Scheme C4, Figure 4). Palladium acetate catalyzed reaction of C20 with phenylboronic acid in dimethoxyethane (DME) in the presence of tri-(2-tolyl)phosphine gave the 2-amino-3-phenyl compound C21. Diazotization of C20 using sodium nitrite in hydrogen bromide containing bromine afforded C22. Diazotization of C21 using sodium nitrite in hydrochloric acid containing cuprous chloride gave C23. Diazotization of C21 using sodium nitrite in pyridine HF afforded C23a. Treatment of C21 with trifluoroacetic acid yielded C24.

Scheme C5 (Figure 5) shows the synthesis of a compound in which the 7-norbornane substructure in epibatidine is modified. The addition of 2-amino-5-iodopyridine to 7-hydroxynorbornane (C25) (Story 1961) using conditions analogous to those we used for C4b gave the exo product C26. Diazotization of C26 using sodium nitrite in hydrochloric acid

containing cuprous chloride afforded the 2-chloro compound C27. Oxidation of C27 using dimethylsulfoxide in the presence of pyridine sulfur trioxide complex and triethylamine yielded the 7-keto analog C28. Reductive amination of C28 using benzylamine and sodium cyanoborohydride in methanol gave C29 (the structure was established using ^1H NMR methods including nOe effects). Reductive debenylation using ammonium formate and 10% palladium-on-carbon in methanol yielded the desired C30.

Intermediates for the syntheses of the compounds of the present invention include 7-tert-butyloxycarbonyl-exo-2-(2'-amino-5'-pyridinyl)-7-azabicyclo[2.2.1]heptane (C8), 7-tert-butyloxycarbonyl-exo-2-(3'-amino-5'-pyridinyl)-7-azabicyclo[2.2.1]heptane (C16), 7-tert-butyloxycarbonyl-exo-2-(3'-amino-2'-chloro-5'-pyridinyl)-7-azabicyclo[2.2.1]heptane (C14), 7-tert-butyloxycarbonyl-exo-2-(3'-amino-2'-fluoro-5'-pyridinyl)-7-azabicyclo[2.2.1]heptane (C15), and 7-tert-butyloxycarbonyl-exo-2-(2'-amino-3'-bromo-5'-pyridinyl)-7-azabicyclo[2.2.1]heptane (C20). The syntheses of C8, C14, C15, C16, and C20 have been described above.

The syntheses of the 3'-substituted compounds T2a-h starting with C16 are shown in Scheme D1 (Figure 6). Below the compounds T1a-e and T2i-k will be prepared from C8 or C16 as outlined in Scheme D2 (Figure 7). Below Diazotization of C8 followed by treatment with sodium azide or potassium cyanide gives the 2-azido and 2'-cyano target compounds T1a and T1b, respectively. Acylation of C8 or C16 with acetic anhydride propionic anhydride of phenyl formate yields T1c or T2i, T1d or T2j, T1e or T2k, respectively, depending on the starting amino compound.

Scheme D3 (Figure 8) shows a synthetic route for T3a-f, T4a-f, D3.4, D3.5 and D3.6 starting with C20. Diazotization of C20 using sodium nitrite in pyridine-hydrogen fluoride, hydrochloric acid containing cuprous chloride, hydrogen bromide containing bromine, or acetic acid containing potassium carbonate will give T3b-d and the 2'-hydroxy compound D3.2, respectively. Diazotization of C20 with isoamyl nitrite in methylene iodide containing hydrogen iodide will give the N-tert-Boc-2'-iodo compound D3.1. Treatment of C20, D3.1, and D3.2 with trifluoroacetic acid affords the target compounds T3a, T3e, and T3f, respectively. Palladium-catalyzed coupling of C20 with the appropriate aryl boronic acid,

which is either commercially available or can be prepared directly, will give D3.3. Treatment of D3.3 (X=H, Y=NO₂) with trifluoroacetic acid gives D3.4. Diazotization of the appropriate D3.3 intermediate in hydrochloric acid containing cuprous chloride, hydrogen bromide containing bromine or isoamylnitrate containing methylene iodide will yield the desired target compounds T4a-j, D3.5 and D3.6.

The synthesis of compounds T3g-n, shown in Scheme D4 (Figure 9), follows the same course used to prepare similar compounds. In this case, the starting intermediates are C14 and C15.

The compounds T1f-m and T21-m may be prepared by procedures analogous to those that used to prepare similarly substituted 3B-phenyltropane analogs (Blough et al. 1996; McKean et al. 1987; Knochel and Singer 1993; Sonogashira et al. 1975; Echavarren and Stille 1987; Rossi and Baellina 1997; Haack et al. 1988). The methods are shown in Scheme D5 (Figure 10).

Scheme D6 (Figure 11) outlines methods to prepare the target compounds T5-T10. Diazotization of C26 followed by treatment with hydrogen chloride-cuprous chloride, pyridine-hydrogen-fluoride, hydrogen bromide-bromine will give C27, D6.1, and D6.2, respectively. Oxidation with dimethylsulfoxide in the presence of pyridine sulfur trioxide complex and triethylamine will yield the ketones C28, D6.3, and D6.4. Reductive amination of these intermediates using ammonia in methanol and sodium cyanoborohydride followed by separation in each case will give the target compounds T5a-c and T6a-c. Treatment of C28, D6.3, and D6.4 with hydroxylamine-O-sulfonic acid in the presence of ammonium hydroxide will yield the diaziridines T8a-c (Schmitz and Ohme 1965). The oxaziridines T9a-c and T10a-c can be prepared by the reaction of hydroxylamine-O-sulfonic acid with C28, D6.3, and D6.4, respectively, followed by separation in each case (Schmitz et al 1964). Treatment of epibatidine (C1a), C1b, and C1c with hydroxylamine-O-sulfonic acid will give the hydrazine T7a-c (Gosland and Meuwsen 1963).

Figure 12 (Scheme 1) outlines the synthetic methods used to prepare the cyclic analogs, 7, 8, and 9, shown in this Scheme. Iodination of 1 using iodine in a periodic acid, sulfuric acid, acetic acid mixture afforded 2-amino-5-iodo-4-picoline (2). Reaction of 2 with *meta*-chloroperbenzoic acid in acetone gave the N-oxide 3. Treatment of an ethereal solution

of 3 with acetic acid containing hydrogen chloride provided 4-acetamido-4-chloromethyl-5-iodopyridine (4) alkylation of azabicyclo olefin 5 with 4 gave the *tert*-amine 6. Intramolecular cyclization of 6 using reductive Heck conditions [Pd(OAc)₂, KO₃CH, Bu₄N⁺Cl, DMF] yielded the cyclic analog 7. Hydrolysis of 7 using 3N hydrochloric acid afforded the amino compound 8, which yielded the chloro analog 9 when treated with sodium nitrite in concentrated hydrochloric acid. Compounds 15, 16, and 17 were synthesized by an analogous set of reactions starting with 2-amino-picoline (Figure 13, Scheme 2).

Representative synthetic procedures for preparing compounds of the present invention are described in Scheme 1, 2, 3, 4 and 5 shown in Figure 12, 13, 14, 15 and 16, respectively. The procedures are described in more detail in the following Examples.

As one will readily appreciate, the synthetic routes described in Figures 1-16 and the more detailed procedures set forth in the following Examples can be readily adapted to other compounds represented by formula (I), (II) or (III).

EXAMPLES

Having generally described this invention, a further understanding can be obtained by reference to certain specific examples which are provided herein for purposes of illustration only and are not intended to be limiting unless otherwise specified.

Table 1 and 2 below present epibatidine binding assay data for compounds represented by formula (I)-(III). The binding assay data reported in the Tables was obtained according to the procedure described below.

Epibatidine Binding Assay

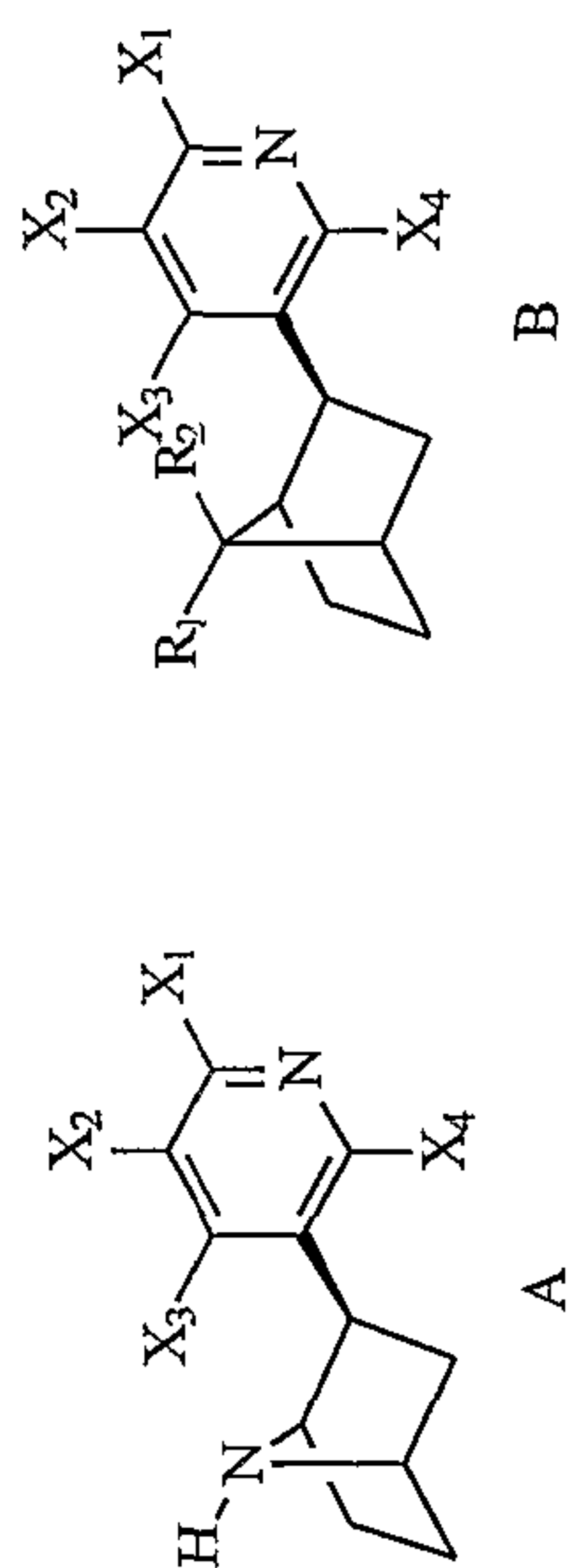
Adult male rat cerebral cortices (Pelfreeze Biological, Rogers, AK) were homogenized in 39 volumes of ice-cold 50 mM Tris buffer (pH 7.4 at 4 °C) containing 120 mM NaCl, 5 mM KCl, 2 mM CaCl₂ and 1 mM MgCl₂ and sedimented at 37,000 x g for 10 minutes at 4 °C. The supernatant was discarded and the pellet resuspended in the original volume of buffer and the wash procedure repeated twice more. After the last centrifugation, the pellet was resuspended in 1/10 its original homogenization volume and stored at -80 °C until needed. In a final volume of 0.5 mL, each assay tube contained 3-6 mg wet weight male rat cerebral cortex homogenate (added last), 0.5-2 nM [³H]Epibatidine (NEN Life Science Products, Wilmington, DE) and one of 10-12 different concentrations of test compound

WO 02/37927

PCT/US01/42927

dissolved in buffer (pH 7.4 at RT) containing 10% DMSO. Total and nonspecific binding were determined in the presence of vehicle and 300 μ M (-)nicotine, respectively. After a four-hour incubation at room temperature, the samples were vacuum-filtered over GF/B filter papers presoaked in 0.03% polyethylenimine using a Brandel 48-well or a Packard MultiMate 96-well harvester and washed with 3-6 mL of ice-cold buffer. The amount of radioactivity trapped on the filter was determined by standard liquid scintillation techniques in a TriCarb 2200 or TopCount scintillation counter (both from Packard Instruments, Meriden, CT) at approximately 50 or 37% efficiency, respectively. The binding data were fit using the nonlinear regression analysis routines in Prism (Graphpad, San Diego, CA). The K_i values for the test compounds were calculated from their respective IC_{50} values using the Cheng-Prusoff equation.

Table 1
Radioligand Binding Data



RTI-7527-	Compound	Structure	X ₁	X ₂	X ₃	X ₄	R ₁	R ₂	$\alpha_1\beta_2$ [³ H]Epibatidine (K _p , nM)	Hill Slope
	(±)-EB	-	-	-	-	H	-	-	-	-
	(+)-EB	-	-	-	-	H	-	-	0.026	0.98±0.05
	(-)-EB	-	-	-	-	H	-	-	0.018±0.001	1.02±0.07
1		B	Cl	H	H	H	=NOH	-	>1000	
2		B	Cl	H	H	H	=NOCH ₃	-	>1000	
3		B	Cl	H	H	H	NH ₂	-	8.2±0.08	1.2±0.04
4		A	Cl	H	CH ₃	H	-	-	17.2±2.2	1.1±0.05
5		A	Cl	H	H	CH ₃	-	-	256±74	1.1±0.03
13		A	F	H	H	H	-	-	0.027±0.001	0.9±0.02
14		A	NH ₂	H	H	H	-	-	0.027	0.001
15		A	H	H	H	H	-	-	0.02±0.001	0.8±0.02

RTI-7527-	Structure	X ₁	X ₂	X ₃	X ₄	R ₁	R ₂	$\alpha_4\beta_2$ [³ H]Epibatidine (K _i , nM)	Hill Slope
16	A	Br	H	H	H	-	-	0.023±0.001	0.9±0.03
17	A	CF ₃ SO ₃	H	H	H	-	-	8.5±0.2	1.1±0.02
18	A	OH	H	H	H	-	-	107±0.5	1.0±0.05
19	A	(CH ₃) ₂ N	H	H	H	-	-	26.4±1.4	1.0±0.01
20	A	F	Br	H	H	-	-	0.071±0.005	0.98±0.01
21	A	I	Br	H	H	-	-	0.027±0.002	0.96±0.05
22	A	Cl	Br	H	H	-	-	0.013±0.001	0.95±0.09
23	A	NH ₂	Br	H	H	-	-	0.29±0.01	1.0±0.03
24	A	NH ₂	I	H	H	-	-	1.47±0.12	1.07±0.14
25	A	Br	Br	H	H	-	-	0.015±0.0005	0.90±0.02
26	A	Cl	C ₆ H ₅	H	H	-	-	0.021±0.005	0.81±0.02

RTI-7527-	Structure	X ₁	X ₂	X ₃	X ₄	R ₁	R ₂	$\alpha_4\beta_2$ [³ H]Epibatidine (K _i , nM)	Hill Slope
27	A	I	C ₆ H ₅	H	H	-	-	0.019±0.002	0.84±0.02
28	A	NH ₂	C ₆ H ₅	H	H	-	-	0.33±0.05	0.93±0.03
29	A	OH	C ₆ H ₅	H	H	-	-	51.9±2.0	1.04±0.07
30	A	Cl	I	H	H	-	-	0.012±0.0003	0.83±0.03
31	A	Cl	F	H	H	-	-	0.021±0.0006	0.86±0.02
32	A	Cl	Cl	H	H	-	-	0.015±0.001	0.87±0.04
33	A	Cl	NH ₂	H	H	-	-	0.011±0.0003	0.90±0.04
34	A	OH	Br	H	H	-	-	35.5±5.4	1.08±0.03
35	A	H	Cl	H	H	-	-	0.12±0.006	0.9±0.03
36	A	H	F	H	H	-	-	0.037±0.001	0.9±0.01
37	A	F	Cl	H	H	-	-	0.020±0.0003	0.8±0.004
38	A	F	F	H	H	-	-	0.055±0.001	1.0±0.01

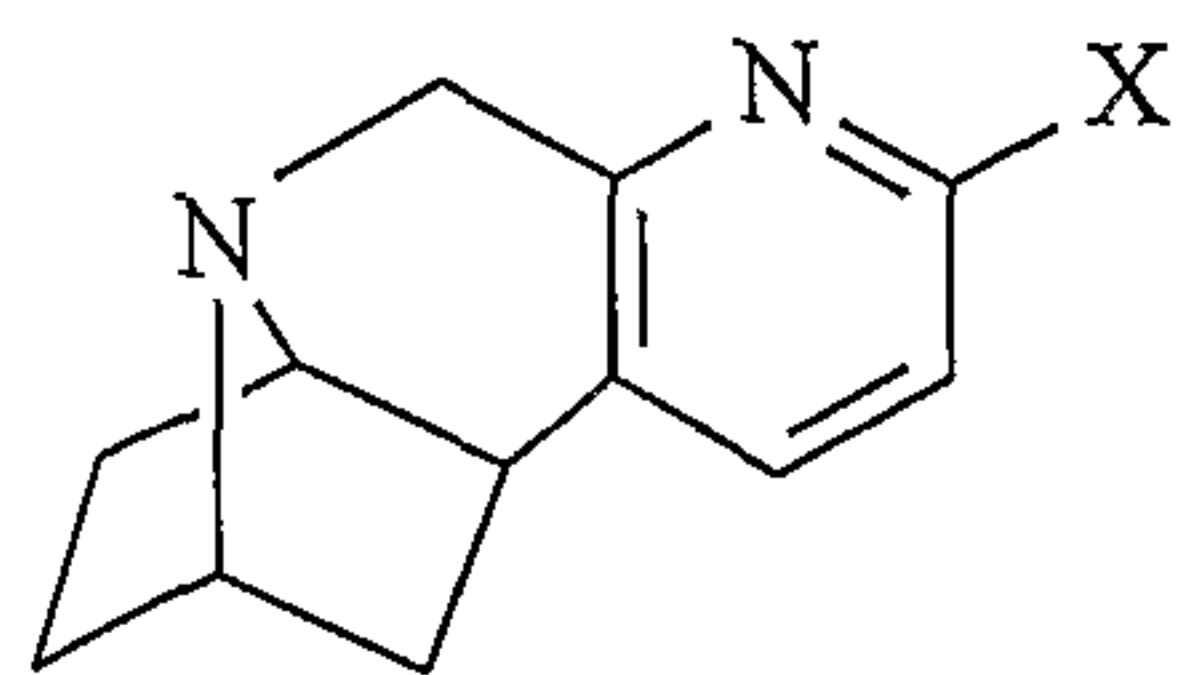
WO 02/37927

PCT/US01/42927

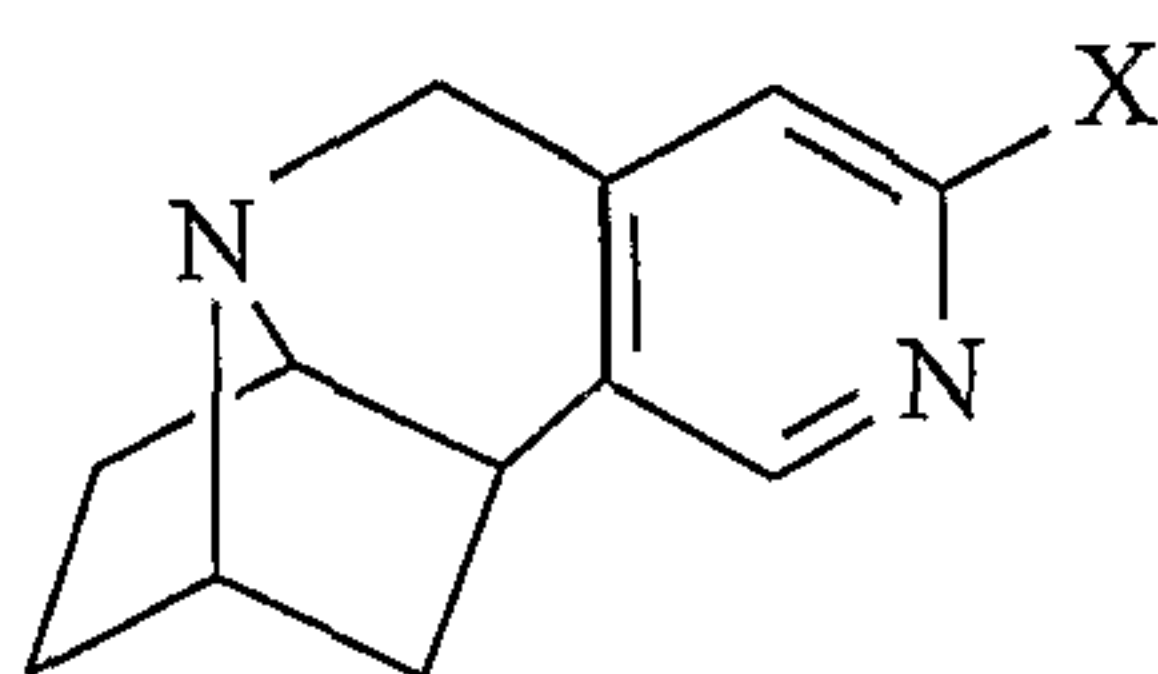
RTI-7527-	Structure	X ₁	X ₂	X ₃	X ₄	R ₁	R ₂	$\alpha_4\beta_2$ [³ H]Epibatidine (K _i , nM)	Hill Slope
39	A	F	I	H	H	-	-	0.076±0.004	1.0±0.05
40	A	H	NH ₂	H	H	-	-	no data	
41	A	H	I	H	H	-	-	0.059±0.001	0.9±0.02
42	A	NH ₂	3NO ₂ C ₆ H ₄	H	H	-	-	0.047±0.002	1.1±0.09
43	A	Cl	3NO ₂ C ₆ H ₄	H	H	-	-	0.008±0.0003	0.9±0.10
44	A	Br	3NO ₂ C ₆ H ₄	H	H	-	-	0.005±0.001	0.7±0.04
45	A	Cl	3CH ₃ OC ₆ H ₄	H	H	-	-	0.019±0.005	0.8±0.02
46	A	H	3CH ₃ OC ₆ H ₄	H	H	-	-	0.43±0.05	0.9±0.03
47	A	F	C ₆ H ₅	H	H	-	-	0.14±0.07	1.1±0.04
48	A	(CH ₃) ₂ N	C ₅ H ₅	H	H	-	-	50.2 ^a	1.03
49	B	OH	H	H	H	H	H	1270 ^A	1.1
50	B	Cl	H	H	H	HO	H	>1000	

RTI-7527-	Structure	X ₁	X ₂	Z	X ₄	R ₁	R ₂	$\alpha_4\beta_2$ [³ H]Epibatidine (K _i , nM)	Hill Slope
51	B	Cl	H	H	H	H	OH	>1000	
52	B	NH ₂	H	H	H	HO	H	19,000 ^a	1.2
53	B	Cl	H	H	H	=O		>1000	
54	B	NH ₂	H	H	H	H	H	2200 ^a	1.1
55	B	H	H	H	H	H	NH ₂	9.6±2	0.93±0.03
56	B	Cl	H	H	H	H	C ₆ H ₅ CH ₂ NH	2200 ^a	1.1
57	B	Cl	H	H	H	C ₆ H ₅ CH ₂ NH	H	>1000	

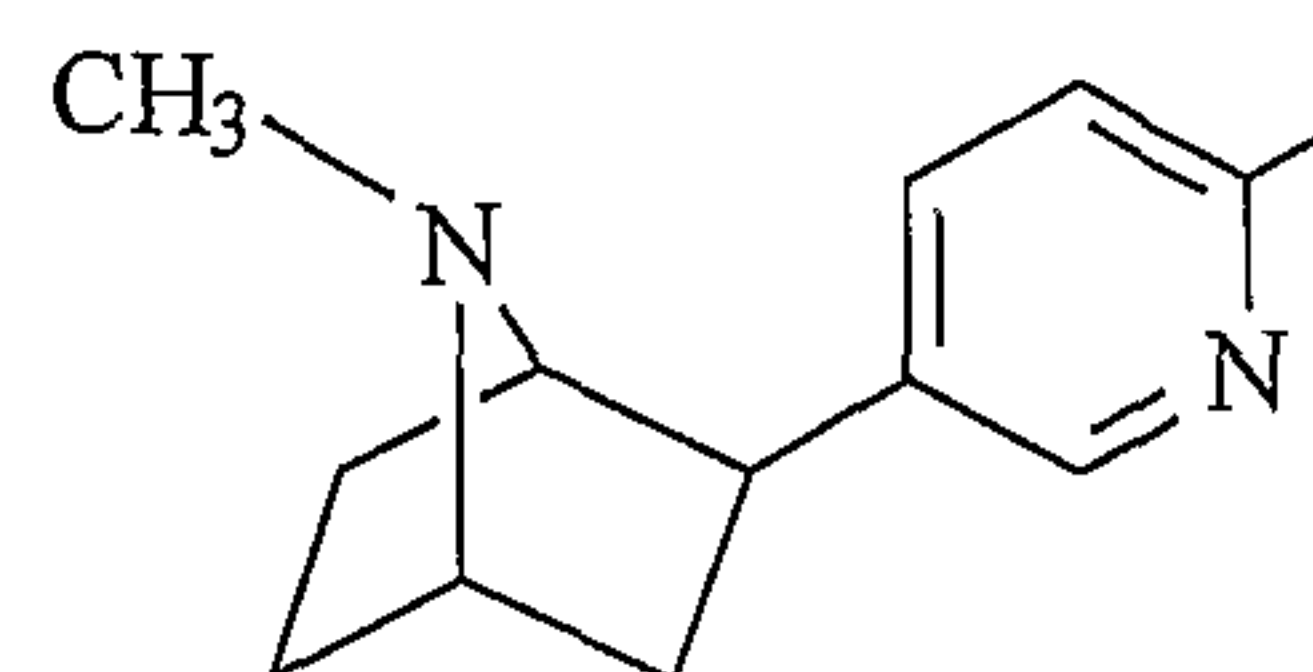
Table 2

Radioligand Binding Data

A



B



C

RTI-7527-	Structure	X	$\alpha_4\beta_2$ [³ H]Epibatidine (K _i , nM)	Hill Slope
6	A	NH ₂	7370±1240	1.1±0.03
7	A	Cl	1260±400	0.92±0.06
8	B	Cl	3330±310	0.99±0.08
9	B	NH ₂	12,400±860	0.87±0.03
10	B	NHAc	9030±310	0.85±0.04
11	C	Cl	22.8±0.001	1.07±0.05

Synthetic Examples

Experimental Procedures for Scheme C3 shown in Figure 3

2-*exo*-[5'-(3'-Amino-2'-fluoropyridinyl)]-7-azabicyclo[2.2.1]-heptane

A solution of 7-*tert*-Butoxycarbonyl-2-*exo*-[5'-(3'-Amino-2'-fluoropyridinyl)]7-azabicyclo[2.2.1]-heptane (45 mg, 0.146 mmol) in methylene chloride (3.0 mL) was stirred at 0 °C for 15 min. Trifluoroacetic acid (1.0 mL) was then added and allowed to stir at room temperature for 30 min. The reaction was then decanted into a solution of 1:1 NH₂OH : H₂O and extracted with chloroform 3X. The combined organic extracts were dried with sodium sulfate, concentrated, then the residue was purified by flash chromatography using 90 CMA as eluent to give 2-*exo*-[5'-(3'-Amino-2'-fluoropyridinyl)]-7-azabicyclo[2.2.1]-heptane (20 mg, 66%) as a colorless oil.

¹H NMR (CDCl₃) δ (ppm) 1.35-1.8 (m, 5H), 1.87 (dd, *J* = 9.0, 12.0 Hz, 1H), 2.70 (dd, *J* = 5.2, 9.0 Hz, 1H), 3.53 (br s, 2H), 3.60 (br s, 1H), 3.76 (br s, 3H), 7.20-7.29 (m, 1 pyridyl CH), 7.89 (s, 1 pyridyl CH); ¹³C NMR (CDCl₃) δ (ppm) 29.94, 31.27, 40.39, 44.33, 56.31, 62.77, (more complicated fluorine splittings).

7-*tert*-Butoxycarbonyl-2-*exo*-[5'-(2'-fluoropyridinyl)]-7-azabicyclo[2,2,1]-heptane

To a stirred mixture of 138 mg of 7-*tert*-butoxycarbonyl-7-azabicyclo[2,2,1]-heptene (0.704 mmol), 157 mg of 2-fluoro-5-iodopyridine (0.704 mg), 196 mg of n-Bu₄NCl (0.704 mmol), 89 mg of KO₂CH (1.06 mmol) in 1.0 mL of DMF at room temperature under nitrogen was added 16 mg of Pd(OAc)₂ (0.07 mmol). After 4 days, the reaction mixture was diluted with 50 mL of 25% ethyl acetate in hexanes, filtered through an I inch pad of celite, concentrated under reduced pressure to give 150 mg of a yellow oil. This material was purified with chromatatron eluting with 10% (CHCl₃:CH₃OH:NH₄OH/40:9:1) in CH₂Cl₂ to give 106 mg of 7-*tert*-butoxycarbonyl-2-*exo*-[5-(2'-fluoropyridinyl)]-7-azabicyclo[2,2,1]-heptane (51%) as a colorless oil.

¹H NMR (CDCl₃) δ (ppm) 1.34 - 1.71 (m, 3H), 1.36 (s, 9H) 1.93 (dd, *J* = 9.0, 12.3, 1H), 2.81 (dd, *J* = 5.0, 9.0, 1H), 4.08 (m, 1H), 4.30 (m, 1H), 6.78 (dd, *J* = 3.0, 8.5, 1H), 7.70 (ddd, *J* = 2.2, 8.5, 8.5, 1H), 7.99 (d, *J* = 2.2, 1H); ¹³C NMR (CDCl₃) δ (ppm) 28.24, 28.72, 29.60, 40.48, 44.71, 56.14, 62.02, 79.80, 109.22 (d, *J* = 37.2 Hz), 139.25 (d, *J* = 31.6 Hz), 146.06 (d, *J* = 14.3 Hz), 155.24, 160.48, 164.25; IR (neat, NaCl) ν 2956, 2899, 1703, 1593, 1403, 1359, 1251, 1151, 1092 cm⁻¹; Anal. Calcd. for C₁₆H₂₁O₂N₃F; C, 65.55; H, 7.51; N,

9.55; Found: C, 65.60, H, 7.24; N, 9.54.

2-*exo*-[5'-(2'-Fluoropyridinyl)]-7-azabicyclo[2,2,1]-heptane (C1b)

To a stirred solution of 60 mg of 7-*tert*-butoxycarbonyl-2-*exo*-[5'-(2'-fluoropyridinyl)]-7-azabicyclo[2,2,1]-heptane (0.205 mmol) in 1 mL of CH₂Cl₂ at 0 °C under nitrogen was added dropwise 1.0 mL of F₃CCO₂H. After 0.5 h, 25 mL of a saturated aqueous K₂CO₃ solution was added. The reaction mixture was extracted with two 50 mL portions of CH₂Cl₂. The combined organic phase was dried over Na₂SO₄, filtered and concentrated under reduced pressure to give 43 mg of a yellow oil. This material was purified with column chromatography, eluting with 50% CMA80 in CH₂Cl₂ to give 30 mg of 2-*exo*-[5'-(2'-fluoropyridinyl)]-7-azabicyclo[2,2,1]-heptane (77%) as a colorless oil.

¹H NMR (CDCl₃) δ (ppm) 1.55-1.65 (m, 5H), 1.90 (dd, J = 8.9, 12.2), 2.78 (dd, J = 5.0, 9.0), 3.55 (m, 1H), 3.78 (m, 1H), 6.83 (dd, J = 3.0, 8.5, 1H), 7.87 (ddd, J = 2.6, 8.3, 8.5, 1H), 8.07 (d, J = 2.6, 1H); ¹³C NMR (CDCl₃) δ (ppm) 30.18, 31.38, 40.49, 44.40, 56.43, 62.83, 109.03 (d, J = 36.7 Hz), 140.04 (br d, J = 7.7 Hz), 146.11 (d, J = 14.0 Hz), 160.48, 164.25; IR (neat, NaCl) ν 3335, 2945, 1590, 1473, 1394, 1243, 910, 837, 639 cm⁻¹.

2-*exo*-[5'-(2'-Fluoropyridinyl)]-7-azabicyclo[2,2,1]-heptane (C1b)

To 17 mg of 7-*tert*-butoxycarbonyl-2-*exo*-[5'-(2'-aminopyridinyl)]-7-azabicyclo[2,2,1]heptane (0.058 mmol) at room temperature under nitrogen was added 0.02 mL of HF-Py (1.5 mmol, 70% HF in pyridine) with stirring. After 1 h, a solution of 26 mg of NaNO₂ in 0.2 mL of H₂O was added. After 0.5 h, the reaction mixture was warmed to 80 °C. After 2 h, the reaction mixture was slowly poured into 25 mL of a 50% aqueous NH₄OH solution. The water phase was saturated with NaCl and extracted with three 25 mL portions of Et₂O. The combined organic phase was dried over MgSO₄, filtered and concentrated under reduced pressure to give 5.6 mg of a brown oil. This material was purified with column chromatography, eluting with 30% Et₃N in Et₂O to give 4.5 mg of 2-*exo*-[5'-(2'-fluoropyridinyl)]-7-azabicyclo[2,2,1]-heptane (46%) as a colorless oil.

2-*exo*-[5'-(2'-Fluoropyridinyl)]-7-azabicyclo[2,2,1]-heptane (C1b)

To a stirred solution of 30 mg of 2-*exo*-[5'-(2'-Fluoropyridinyl)]-7-azabicyclo[2,2,1]-

heptane (0.157 mmol) in 0.5 mL of Et₂O at room temperature under nitrogen was added dropwise 0.9 mL of a 1.0 M solution of HCl in Et₂O. After 0.5 h, the resulting white cloudy reaction mixture was concentrated under reduced pressure to give 37 mg of a white solid. This material was purified by recrystallization in MeOH and Et₂O to give 18 mg of 2-*exo*-[5'-(2'-fluoropyridinyl)]-7-azabicyclo[2,2,1]-heptane hydrochloride as a colorless crystal.

mp 177 - 179 °C; ¹H NMR (DMSO-d₆) δ (ppm) 1.61-1.95 (m, 4H), 2.22 (m, 1H), 2.37 (m, 1H), 3.25 (m, 1H), 4.13 (m, 1H), 4.34 (m, 1H), 7.09 (dd, J = 2.5, 8.5, 1H), 8.05 (ddd, J = 2.6, 8.5, 8.5, 1H) 8.17 (d, J = 2.6, 1H), 8.95 (s, 1H), 9.57 (s, 1H); Anal. Calcd. for C₁₁H₁₆ClFN₂: C, 57.77; H, 6.17; N, 12.25; Found: C, 57.62; H, 6.17; N, 12.26.

2-*exo*-[5'-(2'-Aminopyridinyl)]-7-azabicyclo[2,2,1]-heptane (C1d) Dihydrochloride

To a stirred solution of 23 mg of 7-*tert*-butoxycarbonyl-2-*exo*-[5'-(2'-aminopyridinyl)]-7-azabicyclo[2,2,1]-heptane (0.079 mmol) in 0.5 mL of MeOH at room temperature under nitrogen was added dropwise 2 mL of 36% aqueous HCl solution. After 8 h, the reaction mixture was concentrated under reduced pressure to give 25 mg of a yellow oil. This material was purified by recrystallization in MeOH and Et₂O to give 18 mg of 2-*exo*-[5'-(2'-aminopyridinyl)]-7 azabicyclo[2,2,1]-heptane dihydrochloride as a colorless crystal.

mp 270 °C decomposed; ¹H NMR (CD₃OD) δ (ppm) 1.85-2.12 (m, 5H), 2.39 (dd J = 5.0, 8.8, 1H), 3.36 (m, 1H), 4.34 (m, 1H), 4.48 (m, 1H), 7.05 (dd, J = 8.5, 1H), 7.84 (s, 1H), 7.96 (d, J = 8.5, 1H); Anal. Calcd. for C₁₁H₁₇Cl₂N₃: C, 50.39; H, 6.54; N, 16.03; Found: C, 50.12; H, 6.49; N, 15.80.

7-*tert*-Butoxycarbonyl-2-*exo*-(3'-pyridinyl)-7-azabicyclo[2,2,1]-heptane

To a stirred mixture of 230 mg of 7-*tert*-butoxycarbonyl-7-azabicyclo[2,2,1]-heptene (1.17 mmol), 481 mg of 3-iodopyridine (2.34 mmol), 82 mg of n-Bu₄NCl (0.29 mmol), 198 mg of KO₂CH (2.34 mmol) in 2.0 mL of DMF at room temperature under nitrogen was added 26 mg of Pd(OAc)₂ (0.12 mmol). The reaction mixture was warmed to 80 °C. After 24 h, the reaction mixture was warmed to 120 °C. After 1 h, the reaction mixture was diluted with 50 mL of 25% ethyl acetate in hexanes, filtered through an one inch pad of celite, concentrated under reduced pressure to give 500 mg of a yellow oil. This material was purified by

chromatotron, eluting with 25% followed by 50% ethyl acetate in hexanes to give 306 mg of 7-*tert*-butoxycarbonyl-2-*exo*-(3'-pyridinyl)-7-azabicyclo[2,2,1]-heptane (94%) as a colorless oil.

^1H NMR (CDCl_3) δ (ppm) 1.43 (s, 9H), 1.45 (m, 1H), 1.57 (m, 1H), 1.86-1.94, (m, 2H), 2.00 (dd, $J = 8.8, 12.4$, 1H), 2.89 (dd, $J = 5.0, 8.8$, 1H), 4.22 (m, 1H), 4.38 (m, 1H), 7.21 (dd, $J = 3.7, 7.9$, 1H), 7.65 (d, $J = 7.9$, 1H), 8.44 (dd, $J = 1.9, 3.7$, 1H), 8.48 (d, $J = 1.9$, 1H); ^{13}C NMR (CDCl_3) δ (ppm) 155.12, 148.94, 147.60, 140.97, 134.21, 123.45, 79.64, 61.87, 55.74, 45.47, 39.64, 29.96, 28.59, 28.23.

Norchloroepibatidine Dihydrochloride (C1i)

To a stirred solution of 45 mg of 7-*tert*-butoxycarbonyl-2-*exo*-(3'-pyridinyl)-7-azabicyclo[2,2,1]-heptane (0.162 mmol) in 2.5 mL of 5:1 Et_2O and MeOH at room temperature, under nitrogen was added dropwise 2 mL of 1M solution of HCl in ethyl ether (excess). After 8 h, the reaction mixture was concentrated under reduced pressure to give 50 mg of a white solid. This material was purified by recrystallization in MeOH and Et_2O to give 35 mg of norchloroepibatidine dihydrochloride as a white solid.

mp: 239°C (decomposed); ^1H NMR (CD_3OD) δ (ppm) 1.84-2.54 (m, 6H), 3.66 (dd, $J = 5.0, 8.8$, 1H), 4.43 (m, 1H), 4.68 (m, 1H), 7.39 (s, 1H), 8.04 (dd, $J = 3.7, 7.9$, 1H), 8.66 (d, $J = 3.7$, 1H), 8.69 (d, $J = 7.9$, 1H), 9.08 (s, 1H); Anal. Calcd. for $\text{C}_{11}\text{H}_{16}\text{N}_2 \cdot 0.25\text{H}_2\text{O}$: C, 52.50; H, 6.48; N, 10.98; Found: C, 52.45; H, 6.54; N, 10.94.

For the corresponding amine: ^1H NMR (CDCl_3) δ (ppm) 1.46-1.65 (m, 3H), 1.68-1.75, (m, 2H), 1.92 (dd, $J = 8.8, 12.4$, 1H), 2.82 (dd, $J = 5.0, 8.8$, 1H), 3.60 (m, 1H), 3.80 (m, 1H), 6.64 (dd, $J = 3.7, 7.9$, 1H), 7.71 (d, $J = 7.9$, 1H), 8.42 (dd, $J = 1.9, 3.7$, 1H), 8.52 (d, $J = 1.92$, 1H), ^{13}C NMR (CDCl_3) δ (ppm) 149.21, 147.36, 141.89, 134.40, 123.36, 62.73, 56.47, 45.33, 40.18, 31.26, 30.03.

2-*exo*-[5'-(2'-Bromopyridinyl)]-7-azabicyclo[2,2,1]-heptane (C1c)

To 105 mg of 7-*tert*-butoxycarbonyl-2-*exo*-[5'-(2'-aminopyridinyl)]-7-azabicyclo[2,2,1]-heptane (0.358 mmol) at 0°C was added 0.41 mL of a 48% HBr solution in acetic acid (3.58 mmol) with stirring. After 0.5 h, 0.02 mL of Br_2 was added dropwise followed by a solution of NaNO_2 in 0.5 mL of water. After 0.5 h, the resulting tarry reaction

mixture was diluted with 25 mL of 1:1 NH₄OH and H₂O then extracted with three 25 mL portions of 10% MeOH in CHCl₃. The combined organic phase was washed with a saturated aqueous Na₂SO₃ solution, dried over MgSO₄, filtered and concentrated under reduced pressure to give 120 mg of a brown oil. This material was purified by column chromatography, eluting with 20% triethylamine in ether to give 35 mg of a colorless oil, which was purified again with column chromatography, eluting with a solution of 96:3.1 CHCl₃:MeOH:NH₄OH to give 31 mg of 2-*exo*-[5'-(2'-bromopyridinyl)]7-azabicyclo[2,2,1]-heptane (36%) as a colorless oil.

¹H NMR (CDCl₃) δ (ppm) 1.55-1.73 (m, 3H), 1.82 (m, 2H), 1.93 (dd, J = 8.8, 12.4, 1H), 2.78 (dd, J = 5.0, 8.8, 1H), 3.64 (m, 1H), 4.88 (m, 1H), 7.40 (d, J = 8.2, 1H), 7.71 (dd, J = 2.4, 8.2, 1H), 8.27 (d, J = 2.4, 1H); ¹³C NMR (CDCl₃) δ (ppm) 149.45, 140.15, 139.16, 137.53, 127.90, 62.77, 56.87, 44.24, 39.53, 30.76, 29.09.

Reference: *Org. Synth.* **III**, 136, 1955.

2-*exo*-[5'-(2'-Bromopyridinyl)]-7-azabicyclo[2,2,1]-heptane (C1c) Dihydrochloride

To a stirred solution of 31 mg of 2-*exo*-[5'-(2'-bromopyridinyl)]-7-azabicyclo[2,2,1]-heptane (0.114 mmol) in 0.5 mL of 2:1 Et₂O and MeOH at room temperature was added dropwise 1.0 mL of a 1.0 M HCl solution in Et₂O (1 mmol). After 2 h, the solvents were removed under reduced pressure and the resulting white solid was redissolved into MeOH, filtered and recrystallized from MeOH and Et₂O to give 31 mg of 2-*exo*-[5'-(2'-bromopyridinyl)]-7-azabicyclo[2,2,1]-heptane dihydrochloride as a white solid.

mp 183-185 °C; Anal. Calcd. for C₁₁H₁₃BrN₂·2HCl: C, 40.52; H, 4.64; N, 8.59; Found: C, 40.49; H, 4.63; N, 18.54.

7-*tert*-Butoxycarbonyl-2-*exo*-[5'-(2'-hydroxypyridinyl)]-7-azabicyclo[2,2,1]-heptane (C11)

To a stirred solution of 52 mg of 7-*tert*-butoxycarbonyl-2-*exo*-[3'-(6'-aminopyridinyl)]-7-azabicyclo[2,2,1]-heptane (0.18 mmol) in 1 mL of AcOH at 0 °C was added 62 mg of NaNO₂ (0.86 mmol) in 1.0 mL of water. After 2 h, 8 mL of saturated aqueous solution of Na₂CO₃ was added (until pH ≥ 10) and the reaction mixture was warmed to room temperature. After 1 h, the reaction mixture was poured into 25 mL of 1:1 NH₄OH

and H₂O, extracted with three 25 mL portions of CHCl₃. The combined organic phase was dried over MgSO₄, filtered and concentrated under reduced pressure to give 40 mg of clean 7-*tert*-butoxycarbonyl-2-*exo*-[5'-(2'-hydroxypyridinyl)]-7-azabicyclo[2,2,1]heptane as a colorless oil. This material was used without further purification.

7-*tert*- Butoxycarbonyl-2 -*exo*-[5'-(2'-trifluoromethanesulfonyloxy)pyridinyl]-7-azabicyclo[2,2,1]-heptane (C12)

To a stirred solution of 40 mg of 7-*tert*-butoxycarbonyl-2-*exo*-[5'-(2'-hydroxypyridinyl)]-7-azabicyclo[2,2,1]-heptane (0.34 mmol) in 4.0 mL of pyridine at room temperature was added 0.5 mL of Tf₂O (3.4. mmol). After 8 h, the reaction mixture was poured into 25 mL of 1:1 NH₄OH and H₂O, extracted with three 25 mL portions of CHCl₃. The combined organic phase was dried over MgSO₄, filtered and concentrated under reduced pressure to give 60 mg of a yellow oil. This material was filtered through a one inch pad of silicon gel, eluting with 25% ethyl acetate in hexanes to give 53 mg of 7-*tert*-butoxycarbonyl-2-*exo*-[5'-(2'-trifluoromethanesulfonyloxy)pyridinyl]-7-azabicycl[2,2,1]-heptane (88%) as a colorless oil.

¹H NMR (CDCl₃) δ (ppm) 1.44 (s, 9H), 1.52-1.69, (m, 2B), 1.79-1.86 (m, 3H), 2.03 (dd, J = 9.7, 13.4, 1H), 3.93 (dd, J = 5.3, 9.8, 1H), 4.20 (m, 1H), 4.38 (m, 1H), 7.11 (d, J = 9.1, 1H), 7.88 (dd, J = 2.6, 9.1, 1H), 8.25 (d, J = 2.7, 1H); ¹³C NMR (CDCl₃) δ (ppm) 155.69, 154.78, 147.78, 142.74, 139.76, 118.57 (q, J = 320), 115.37, 80.48, 61.88, 56.16, 44.79, 40.40, 30.01, 29.60, 28.73, 28.63.

2-*exo*-[5'-(2'-Trifluoromethanesulfonyloxy)pyridinyl]-7-azabicycl [2,2,1]-heptane (C1g)

To a stirred solution of 53 mg of 7-*tert*-butoxycarbonyl-2-*exo*-[5'-(2'-trifluoromethanesulfonyloxy)pyridinyl]-7-azabicycl[2,2,1]-heptane (0.12 mmol) in 0.5 mL of CH₂Cl₂ at room temperature was added 0.5 mL of TFA. After 1 h, the reaction mixture was concentrated under reduced pressure. The residue was dissolved in 50 mL of CHCl₃ and washed with 50 mL of 1:1 of NH₄OH and H₂O. The aqueous phase was extracted with two 25 mL portions of CHCl₃. The combined organic phase was dried over MgSO₄, filtered and concentrated under reduced pressure to give 39 mg of 2-*exo*-[5'-(2'-trifluoromethanesulfonyloxy)pyridinyl]-7-azabicycl[2,2,1]-heptane as a yellow oil (100%).

This material was converted into HCl salt without further purification.

^1H NMR (CDCl_3) δ (ppm) 1.11-1.18, (m, 2H), 1.41-1.59 (m, 3H), 1.85 (dd, $J = 9.7$, 13.4, 1H), 2.73 (dd, $J = 5.3, 9.8$, 1H), 3.51 (m, 1H), 3.74 (m, 1H), 7.01 (d, $J = 9.1$, 1H), 7.97 (dd, $J = 2.6, 9.1$, 1H), 8.21 (d, $J = 2.7$, 1H); ^{13}C NMR (CDCl_3) δ (ppm) 154.19, 147.46, 143.58, 139.86, 118.67 (q, $J = 320$), 114.72, 62.69, 56.35, 44.42, 40.54, 31.47, 30.35.

2-*exo*-[5'-(2'-Trifluoromethanesulfonyloxy)pyridinyl]-7-azabicyclo[2,2,1]-heptane (C1g) Hydrochloride

To a stirred solution of 39 mg 2-*exo*-[5'-(2'-trifluoromethanesulfonyloxy)pyridinyl]-7-azabicyclo[2,2,1]-heptane (0.13 mmol) in 0.5 mL of Et_2O and 0.0015 mL of MeOH at room temperature under N_2 was added 1.0 mL of 1.0 M solution of HCl (1.0 mmol) in Et_2O . After 2 h, the stirrer was stopped and the solvents were removed with a pipet. The resulting white solid was washed with two 0.5 mL portions of Et_2O and dried under vacuum to give 39 mg of 2-*exo*-[5'-(2'-trifluoromethanesulfonyloxy)pyridinyl]-7-azabicyclo[2,2,1]-heptane hydrochloride as a white solid (90%).

mp: 204-205 °C; Anal. Calcd. for $\text{C}_{12}\text{H}_{14}\text{ClF}_3\text{N}_2\text{SO}_3$: C, 40.29; H, 3.94; N, 7.83; Found: C, 40.36; H, 4.01; N, 7.72.

2-*exo*-[5'-(2'-*N,N*-Dimethylaminopyridinyl)]-7-azabicyclo[2,2,1]-heptane (C1h)

To a stirred solution of 102 mg of 7-*tert*-butoxycarbonyl-2-*exo*-[5'-(2'-aminopyridinyl)]-7-azabicyclo[2,2,1]-heptane (0.348 mmol) in MeCN at room temperature under N_2 was added 1.5 mL of a 37% polyformaldehyde solution in H_2O (20 mmol) followed by 450 mg of NaBH_3CN (6.8 mmol) as a solid. After 2 h, 0.5 mL of HOAc was added dropwise. After 0.5 h, the reaction mixture was poured into 50 mL of a 10% aqueous NaOH solution and extracted with three 50 mL portions of CHCl_3 . The combined organic phase was washed with a saturated aqueous NaCl solution, dried over anhydrous Na_2SO_4 , filtered and concentrated under reduced pressure to give 130 mg of a white solid. This material was purified by column chromatography, eluting with 50% ethyl acetate in hexanes to give 97 mg of 2-*exo*-[5'-(2'-*N,N*-Dimethylaminopyridinyl)]-7-azabicyclo[2,2,1]-heptane as a white solid.

mp 99.5-100 °C; ^1H NMR (CDCl_3) δ (ppm) 1.43 (s, 9H), 1.49-1.60 (m, 2H), 1.77-1.87 (m, 3H), 1.94, (m, 1H), 2.74 (m, 1H), 3.05 (s, 6H), 4.09 (m, 1H), 4.34 (m, 1H), 6.48 (d, J

= 8.8, 1H), 7.45 (dd, J = 2.4, 8.8, 1H), 8.00 (d, J = 2.4, 1H); ^{13}C NMR (CDCl_3) δ (ppm) 158.36, 155.42, 146.45, 135.80, 128.66, 105.96, 79.42, 67.99, 58.35, 48.20, 41.40, 38.28, 30.71, 28.34.

Reference: *J. Med. Chem.* 38, 2978, 1995.

**2-*exo*-[5'-(2'-N,N-Dimethylaminopyridinyl)]-7-azabicyclo[2,2,1]-heptane (C1h)
Dihydrochloride**

To a stirred solution of 66 mg of 7-*tert*-butoxycarbonyl-2-*exo*-[5'-(2'-dimethylaminopyridinyl)]-7-azabicyclo[2,2,1]-heptane (0.21 mmol) in 0.5 mL of CH_2Cl_2 at room temperature was added 0.5 mL of TFA. After 1 h, the reaction mixture was concentrated under reduced pressure. The residue was dissolved in 50 mL of CHCl_3 and washed with 50 mL of 1:1 of NH_4OH and H_2O . The aqueous phase was extracted with two 25 mL portions of CHCl_3 . The combined organic phase was dried over MgSO_4 , filtered and concentrated under reduced pressure to give 37 mg of 2-*exo*-[5'-(2'-dimethylaminopyridinyl)]-7-azabicyclo[2,2,1]-heptane as a yellow oil (95%). This material was converted into HCl salt without further purification and recrystallized from MeOH and Et_2O to give 15 mg of 2-*exo*-[5'-(2'-N,N-dimethylaminopyridinyl)]-7-azabicyclo[2,2,1]-heptane dihydrochloride monohydrate as a light yellow solid.

mp: 222 °C dec.; ^1H NMR (CDCl_3) δ (ppm) 1.46-1.57, (m, 3H), 1.72-1.84 (m, 3H), 2.63 (dd, J = 5.5, 9.6, 1H), 2.95 (s, 6H), 3.39 (m, 1H), 3.63 (m, 1H), 6.38 (d, J = 9.5, 1H), 7.36 (dd, J = 2.7, 9.5, 1H), 7.92 (d, J = 2.7, 1H); ^{13}C NMR (CDCl_3) δ (ppm) 158.14, 146.20, 136.11, 128.98, 105.80, 62.96, 56.37, 44.67, 39.81, 38.20, 30.67, 29.71; Anal. Calcd. for $\text{C}_{13}\text{H}_{23}\text{Cl}_2\text{N}_3\text{O}$: C, 50.65; H, 7.52; N, 13.63; Found: C, 50.86; H, 7.35; N, 13.38.

7-*tert*-Butoxycarbonyl-2-*exo*-[5'-(3'-amino-2'-chloropyridinyl)]-7-azabicyclo[2.2.1]-heptane (C14)

To a resealable reaction vessel containing degassed DMF (10 mL) was added 7-*tert*-Butoxycarbonyl-7-azabicyclo[2.2.1]-hept-2-ene (1.04 g, 5.12 mmol), 2-chloro-3-amino-5-iodopyridine (2.4 g, 10.2 mmol), $\text{Pd}(\text{OAc})_2$ (67 mg, 0.30 mmol), *n*-butyl ammonium chloride (370 mg, 1.33 mmol), and potassium formate (862 mg, 10.2 mmol). The reaction tube was sealed under nitrogen, placed into an 105 °C oil bath, and let stir for 24 h. The reaction was

then diluted with ethyl acetate, filtered through a celite pad, then the organics were extracted with 1:1 NH₄OH : H₂O (150 mL). The combined organic extracts were dried with sodium sulfate, concentrated, then the residue was purified by flash chromatography using 1:1 hexane, ethyl acetate to yield 7-*tert*-Butoxycarbonyl-2-*exo*-[5'-(3'-amino-2'-chloropyridinyl)]-7-azabicyclo[2.2.1]-heptane (319 mg, 19%) as a colorless solid.

¹H NMR (CDCl₃) δ (ppm) 1.43 (s, 9H), 1.44-1.61 (m, 2H), 1.70-1.85 (m, 3H), 1.95 (dd, *J* = 9.0, 12.3 Hz, 1H), 2.77 (dd, *J* = 5.1, 9.0 Hz, 1H), 4.15 (br s, 3H), 4.34 (br s, 1H), 7.05 (s, 1H, pyridyl CH), 7.65 (s, 1H, pyridyl CH); ¹³C NMR (CDCl₃) δ (ppm) 28.15 (3C), 28.59, 29.58, 40.6, 44.63, 55.97, 61.80, 79.62, 120.71, 134.77, 137.38, 139.30, 141.33, 155.18.

7-*tert*-Butoxycarbonyl-2-[5'-(3'-amino-2'-chloropyridinyl)]-7-azabicyclo[2.2.1]-heptane (C14)

To a resealable reaction vessel containing DMF (9 mL) was added 7-*tert*-Butoxycarbonyl-7-azabicyclo[2.2.1]-hept-2-ene (1.31 g, 6.71 mmol), 2-chloro-3-amino-5-iodopyridine (3.17 g, 8.41 mmol), Pd(OAc)₂ (121 mg, 0.54 mmol), *n*-butyl ammonium chloride (470 mg, 1.69 mmol), and potassium formate (1.1 g, 13.1 mmol). The reaction tube was sealed under nitrogen, placed into an 100 °C oil bath, and let stir for 24 h. The reaction was then diluted with ethyl acetate, filtered through a celite pad, then the organics were extracted with 1:1 NH₄OH : H₂O (150 mL). The combined organic extracts were dried with sodium sulfate, concentrated, then the residue was purified by flash chromatography using 1:1 hexane : ethyl acetate to yield 7-*tert*-Butoxycarbonyl-2-[5'-(3'-amino-2'-chloropyridinyl)]-7-azabicyclo[2.2.1]-heptane (1.00 g, 46%) as a 3:1 *endo:exo* mixture.

¹H NMR (CDCl₃) δ (ppm) [*exo*] 1.43 (s, 9H), 1.44-1.61 (m, 2H), 1.70-1.85 (m, 3H), 1.95 (dd, *J* = 9.0, 12.3 Hz, 1H), 2.77 (dd, *J* = 5.1, 9.0 Hz, 1H), 4.15 (br s, 3H), 4.34 (br s, 1H), 7.05 (s, 1H, pyridyl CH), 7.65 (s, 1H, pyridyl CH); ¹³C NMR (CDCl₃) δ (ppm) 28.15 (3C), 28.59, 29.58, 40.6, 44.63, 55.97, 61.80, 79.62, 120.71, 134.77, 137.38, 139.30, 141.33, 155.18.

7-*tert*-Butoxycarbonyl-2-*exo*-[5'-(3'-amino-2'-fluoropyridinyl)]-7-azabicyclo[2.2.1]-heptane (C15)

To a resealable reaction vessel containing degassed DMF (5 mL) was added 7-*tert*-

Butoxycarbonyl-7-azabicyclo[2.2.1]-hept-2-ene (0.500 g, 2.56 mmol), 2-fluoro-3-amino-5-iodopyridine (788 mg, 3.36 mmol), Pd(OAc)₂ (50 mg, 0.22 mmol), n-butyl ammonium chloride (116 mg, 0.417 mmol), and potassium formate (288 mg, 3.42 mmol). The reaction tube was sealed under nitrogen, placed into an 105 °C oil bath, and let stir for 2 h. The reaction was then diluted with ethyl acetate, filtered through a celite pad, then the organics were extracted with 1:1 NH₄OH : H₂O (150 mL). The combined organic extracts were dried with sodium sulfate, concentrated, then the residue was purified by flash chromatography using 2:1 hexane : ethyl acetate to yield 7-*tert*-Butoxycarbonyl-2-*exo*-[5'-(3'-amino-2'-fluoropyridinyl)]-7-azabicyclo[2.2.1]-heptane (366 mg, 46%) as a colorless solid.

mp 80-82 °C; ¹H NMR (CDCl₃) δ (ppm) 1.44 (s, 9H), 1.44-1.60 (m, 2H), 1.70-1.88 (m, 3 H), 1.95 (dd, *J* = 9.0, 12.3 Hz, 1H), 2.78 (dd, *J* = 5.2, 8.9 Hz, 1H), 3.86 (br s, 2H), 4.13 (br s, 1H), 4.34 (br s, 1H), 7.11 (d, 1H, *J*_{HF} = 10.5 Hz, pyridyl CH), 7.37 (s, 1H, pyridyl CH); ¹³C NMR (CDCl₃) δ (ppm) 28.19 (3C), 28.63, 29.59, 40.3, 44.67, 55.9, 61.97, 79.63, 122.78 (*J*_{CF} = 5.2 Hz), 129.34 (*J*_{CF} = 28.6 Hz), 133.23 (*J*_{CF} = 13.1 Hz), 139.73 (*J*_{CF} = 4.1 Hz), 149.72, 154.32 (*J*_{CF} = 118 Hz). Analytical Calculated for C₁₆H₂₂N₃O₂F: C, 62.52; H, 7.21; N, 13.67; Found: C, 62.53; H, 7.29; N, 13.54.

7-*tert*-Butoxycarbonyl-2-*exo*-[5'-(3'-Aminopyridinyl)]-7-azabicyclo[2.2.1]-heptane (C16)

7-*tert*-Butoxycarbonyl-2-*exo*-[5'-(2'-Chloro-3'-aminopyridinyl)]-7-azabicyclo[2.2.1]-heptane (218 mg, 0.673 mmol), 10% Pd/C (230 mg), and methanol (4 mL) were placed into a Fisher-Porter tube under nitrogen. The flask was evacuated, refilled with hydrogen gas @ 40 psi, then the reaction was allowed to shake for 7 h. Solvent removal was followed by flash chromatography using CHCl₃:CH₃OH:NH₄OH (45:9:1) to give 7-*tert*-Butoxycarbonyl-2-*exo*-[5'-(3'-Aminopyridinyl)]-7-azabicyclo(2.2.1)-heptane (156 mg, 79%) as a colorless solid.

mp 183-184 °C; ¹H NMR (CDCl₃) δ (ppm) 1.43 (s, 9H), 1.5-1.65 (m, 2H), 1.7-2.0 (m, 4H), 2.79 (dd, *J* = 5.2, 8.6 Hz, 1H), 3.75 (br s, 2H), 4.13 (br s, 1H), 4.35 (br s, 1H), 6.96 (s, 1H, pyridyl CH), 7.88 (s, 1H, pyridyl CH), 7.92 (dd, *J* = 2.6 Hz, 1H, pyridyl CH); ¹³C NMR (CDCl₃) δ (ppm) 28.24 (3C), 28.7, 29.7, 39.8, 45.1, 55.8, 61.6, 79.58, 119.62, 135.50, 139.27, 141.27, 142.47, 155.23.

2-*exo*-[5'-(3'-Chloro-2'-fluoropyridinyl)]-7-azabicyclo[2.2.1]-heptane (C18)

To a solution of 7-*tert*-Butoxycarbonyl-2-*exo*-[5'-(3'-amino-2'-fluoropyridinyl)]-7-azabicyclo[2.2.1]-heptane (100 mg, 0.325 mmol) in concentrated hydrochloric acid (4 mL) was added sodium nitrite (570 mg, 8.3 mmol). Copper (I) chloride (570 mg, 5.8 mmol) was then added in small portions and stirring continued for 30 min 0°C. The mixture was then poured into a solution of 1:1 NH₄OH : H₂O (50 mL) and extracted with ethyl acetate. The combined organic layers were dried with magnesium sulfate, concentrated, then the residue was purified via flash chromatography using CHCl₃:CH₃OH:NH₄OH (45:9:1) to give 2-*exo*-[5'-(3'-Chloro-2'-fluoropyridinyl)]-7-azabicyclo[2.2.1]-heptane (31 mg, 42%) as a colorless oil.

¹H NMR (CDCl₃) δ (ppm) 1.5-1.8 (m, 5H), 1.90 (dd, *J* = 9.1, 12.1 Hz, 1H), 2.74 (dd, *J* = 4.7, 8.5 Hz, 1H), 3.55 (br s, 1H), 3.78 (br s, 1H), 7.95-8.2 (m, 2H); ¹³C NMR (CDCl₃)δ (ppm) 30.32, 31.41, 40.55, 44.03, 56.24, 62.72, 116.6 (*J*_{CF} = 35.4 Hz), 4 other carbons with complicated splitting patterns.

2-*exo*-[5'-(3'-Chloro-2'-fluoropyridinyl)]-7-azabicyclo[2.2.1]-heptane (C18)

Hydrochloride

2-*exo*-[5'-(3'-Chloro-2'-fluoropyridinyl)]-7-azabicyclo[2.2.1]-heptane (31 mg, 0.137 mmol) was dissolved in ether (2 mL) and then 1M HCl in ether (1 mL) was added dropwise. The reaction was allowed to stir for 30 min at room temperature. The solvent was removed under reduced pressure and the remaining 2-*exo*-[5'-(3'-Chloro-2'-fluoropyridinyl)]-7-azabicyclo[2.2.1]-heptane Hydrochloride 0.5 Hydrate was pumped overnight to give (34 mg, 91%) as a colorless solid.

mp 176-180 °C; Analytical Calculated for C₁₁H₁₃N₂FCl₂ x 0.5 H₂O; C, 48.55; H, 5.19; N, 10.29; Found: C, 48.85; H, 4.99; N, 10.24.

Experimental Procedures for Scheme C4 shown in Figure 4

7-*tert*-Butoxycarbonyl-2-*exo*-[5'-(3'-bromo-2'-aminopyridinyl)]-7-azabicyclo[2.2.1]-heptane (C20)

To a stirred solution of 2-*exo*-[5'-(2'-Aminopyridinyl)]-7-azabicyclo[2.2.1]-heptane (968 mg, 3.30 mmol) in methylene chloride (8 mL) and acetic acid (7 mL) under nitrogen at 0°C was added bromine (0.260 mL, 5.05 mmol) followed by triethylamine (0.260 mL).

After stirring the reaction for 16 h, the mixture was poured into a 1:1 NH₄OH : H₂O (100 mL) solution and extracted 3X with chloroform. The combined organic extracts were dried with magnesium sulfate, concentrated, then the residue was purified by flash chromatography using 4:1 ether triethylamine to give *7-tert*-butoxycarbonyl-2-*exo*-[5'-(3'-bromo-2'-aminopyridinyl)]-7-azabicyclo[2-2.1]-heptane (1.044 g, 85%) as a colorless solid.

mp 129-130 °C; ¹H NMR (CDCl₃) δ (ppm) 1.44 (s, 9H), 1.40-1.55 (m, 2H), 1.70-1.84 (m, 3H), 1.90 (dd, *J* = 9.0, 12.3 Hz, 1H), 2.70 (dd, *J* = 4.8, 8.8 Hz, 1H), 4.08 (br s, 1H), 4.33 (br s, 1H), 7.62 (s, 1H, pyridyl CH), 7.83 (s, 1H, pyridyl CH); ¹³C NMR (CDCl₃) δ (ppm) 28.3 (3C), 28.7, 29.7, 40.3, 44.6, 55.7, 62.0, 79.7, 104.6, 132.9, 138.8, 145.5, 154.0, 154.9; Analytical Calculated for C₁₆H₂₂O₂N₃Br: C, 52.18; H, 6.02; N, 11.41; Found: C, 52.23; H, 6.11; N, 11.35.

***7-tert*-Butoxycarbonyl-2-*exo*-[5'-(2'-amino-3'-phenylpyridinyl)]-7-azabicyclo[2.2.1]-heptane (C21)**

To a resealable reaction tube under nitrogen was added *7-tert*-Butoxycarbonyl-2-*exo*-[5'-(2'-amino-3'-bromopyridinyl)]-7-azabicyclo[2.2.1]-heptane (403 mg, 1.08 mmol), Pd(OAc)₂ (25 mg, 0.011 mmol), P(*o*-tolyl)₃ (60 mg, 0.02 mmol), sodium carbonate (230 mg, 2.17 mmol), phenylboronic acid (210 mg, 1.72 mmol), degassed water (0.800 mL) and DME (4 mL). The reaction was heated at 80 °C for 1.5 h. The mixture was poured into saturated sodium bicarbonate and extracted with ethyl acetate 3X. The organic layers were dried with sodium sulfate, concentrated, then the residue was purified by flash chromatography using 1:2 hexane:ethyl acetate as eluent to provide *7-tert*-Butoxycarbonyl-2-*exo*-[5'-(2'-amino-3'-phenylpyridinyl)]-7-azabicyclo[2.2.1]-heptane (347 mg, 88%) as a colorless solid.

¹H NMR (CDCl₃) δ (ppm) 1.38 (br s, 9H), 1.38-1.65 (m, 2H), 1.75-2.0 (m, 4H), 2.78 (dd, *J* = 5.2, 8.6 Hz, 1H), 4.16 (s, 1H), 4.35 (s, 1H), 4.60 (br s, 2 NH), 7.3-7.45 (m, 6H), 7.92 (d, *J* = 2.2 Hz, 1H); ¹³C NMR (CDCl₃) δ (ppm) 28.2, 28.8, 29.7, 40.2, 44.8, 55.5, 62.1, 79.3, 121.6, 127.5, 128.6(2C), 128.8(2), 131.7, 136.5, 138.2, 145.6, 154.3, 154.8. Analytical Calculated for C₂₂H₂₇N₃O₂: C, 72.30; H, 7.45; N, 11.50; Found: C, 71.74; H, 7.45; N, 11.26.

2-*exo*-[5'-(2',3'-Bromopyridinyl)]-7-azabicyclo[2.2.1]-heptane (C22)

7-tert-Butoxycarbonyl-2-*exo*-[5'-(2'-Amino-3'-bromopyridinyl)]-7-azabicyclo[2.2.1]-heptane (230 mg, 0.622 mmol) was dissolved in concentrated HBr (3 mL) followed by

sodium nitrite (800 mg, 11.6 mmol) and CuBr (2 g, 13.9 mmol) addition. The reaction was allowed to stir overnight at room temperature. The reaction contents were poured into a 3:1 mixture of water : NH₄OH, extracted with chloroform, dried with sodium sulfate and concentrated. The residue was purified by flash chromatography using a mixture of chloroform, methanol, and NH₄OH (950:20:1) to provide 2-*exo*-[5'-(2',3'-Bromopyridinyl)]-7-azabicyclo[2.2.1]-heptane (52 mg, 25%) as a colorless oil.

mp oil °C; ¹H NMR (CDCl₃) δ (ppm) 1.4-1.7 (m, 5 H), 1.87 (dd, *J* = 9.0, 12.1 Hz, 1H), 2.70 (dd, *J* = 4.9, 9.0 Hz, 1H), 3.56 (s, 1H), 3.80 (s, 1H), 8.10 (d, *J* = 2.1 Hz, 1H), 8.21 (d, *J* = 2.1 Hz, 1H); ¹³C NMR (CDCl₃) δ (ppm) 30.32, 31.43, 40.39, 44.05, 56.24, 62.64, 123.34, 140.55, 140.66, 143.40, 147.30.

2-*exo*-[5'-(2',3'-Dibromopyridinyl)]-7-azabicyclo[2.2.1]-heptane (C22) Hydrochloride

2-*exo*-[5'-(2',3'-Bromopyridinyl)]-7-azabicyclo[2.2.1]-heptane (43 mg, 0.130 mmol) was dissolved in methylene chloride (0.800 mL). A 1M HCl in ether solution (1 mL) was then added dropwise. The solvents were removed under reduced pressure to provide 2-*exo*-[5'-(2',3'-Bromopyridinyl)]-7-azabicyclo[2.2.1]-heptane Hydrochloride (51 mg, Quantitative) as a colorless solid.

mp 244-246 °C; Analytical Calculated for C₁₁H₁₃N₂Br₂Cl: C, 35.85; H, 3.56; N, 7.60; Found: C, 35.67; H, 3.62; N, 7.45.

2-*exo*-[5'-(3'-phenyl)-2'-fluoropyridinyl]-7-azabicyclo[2.2.1]-heptane (C23a)

A solution of 7-*tert*-Butoxycarbonyl-2-*exo*-[5'-(3'-phenyl-2'-aminopyridinyl)]-7-azabicyclo[2.2.1]-heptane (150 mg, 0.410 mmol) in concentrated hydrofluoric acid / pyridine (0.6 mL) was prepared in a plastic vessel. Sodium nitrite (110 mg, 1.6 mmol) was then added and stirring continued for 45 minutes at room temperature. The reaction was then heated to 100 °C for one hour. The mixture was then poured into a solution of 1:1 NH₄OH : H₂O (50 mL) and extracted with ethyl acetate. The combined organic layers were dried with magnesium sulfate, concentrated, then the residue was purified via flash chromatography using CHCl₃:CH₃OH:NH₄OH (45:9:1) to give 2-*exo*-[5'-(3'-phenyl-2'-fluoropyridinyl)]-7-azabicyclo[2.2.1]-heptane (91 mg, 83%) as a colorless oil.

¹H NMR (CDCl₃) δ (ppm) 1.45-1.76 (m, 4H), 1.93 (dd, *J* = 9.3, 12.3 Hz, 2H), 2.04 (s,

1H), 2.83 (dd, $J = 6.0, 9.3$ Hz, 1H), 3.62 (br s, 1H), 3.80 (br s, 1H), 7.33-7.60 (m, 5H), 7.98 (dd, $J_F = 2.4, 9.6$ Hz, 1H), 8.07 (t, $J_F = 1.5$ Hz, 1H); ^{13}C NMR (CDCl_3) δ (ppm) 29.97, 31.23, 40.32, 44.35, 56.36, 62.74, 123.01(d, $J_{\text{CF}} = 28.5$ Hz), 128.5 (m, 4C), 134.15 (d, $J_{\text{CF}} = 5.1$ Hz), 139.70 (d, $J_{\text{CF}} = 4.2$ Hz), 140.34 (d, $J_{\text{CF}} = 18.9$ Hz), 144.59 (d, $J_{\text{CF}} = 57$ Hz), 157.39, 160.55.

2-*exo*-[5'-(3'-phenyl)-2'-fluoropyridinyl]-7-azabicyclo [2.2.1]-heptane (C23a)

Hydrochloride

2-*exo*-[5'-(3'-phenyl-2'-fluoropyridinyl)]-7-azabicyclo[2.2.1]-heptane (91 mg, 0.339 mmol) was dissolved in methylene chloride (2.5 mL) and then 1M HCl in ether (1.6 mL) was added dropwise. The reaction was allowed to stir for 30 min at room temperature. The solvent was removed under reduced pressure and the remaining 2-*exo*-[5'-(3'-phenyl)-2'-fluoropyridinyl]-7-azabicyclo[2.2.1]-heptane Hydrochloride 1.25 Hydrate was pumped overnight to give (90 mg, 81%) as a colorless solid.

Analytical Calculated for $\text{C}_{17}\text{H}_{19}\text{N}_2\text{ClF} \times 1.25 \text{H}_2\text{O}$: C, 62.38; H, 6.62; N, 8.56; Found: C, 62.40; H, 6.01; N, 8.56.

2-*exo*-[5'-(3'-Phenyl-2'-aminopyridinyl)]-7-azabicyclo[2.2.1]-heptane (C24)

A solution of 7-*tert*-Butoxycarbonyl-2-*exo*-[5'-(3'-phenyl-2'-aminopyridinyl)]-7-azabicyclo[2.2.1]-heptane (165 mg, 0.451 mmol) in methylene chloride (1.0 mL) and trifluoroacetic acid (1.0 mL) was allowed to stir at room temperature for 1 h. The reaction was then decanted into a saturated NaHCO_3 solution and extracted with chloroform 3X. The combined organic extracts were dried with sodium sulfate, concentrated, then the residue was purified by flash chromatography using $\text{CHCl}_3:\text{CH}_3\text{OH}:\text{NH}_4\text{OH}$ (45:9:1) as eluent to give 2-*exo*-[5'-(3'-Phenyl-2'-aminopyridinyl)]-7-azabicyclo[2.2.1]-heptane (116 mg, 97%) as a colorless oil.

^1H NMR (CDCl_3) δ (ppm) 1.38-1.82 (m, 4H), 1.87 (dd, $J = 9.0, 12.2$ Hz, 1H), 2.75 (dd, $J = 5.1, 8.7$ Hz, 1H), 3.54 (br s, 1H), 3.73 (br s, 1H), 4.61 (br s, 2 H), 7.30-7.47 (m, 6H), 7.93 (s, 1H, pyridyl CH); ^{13}C NMR (CDCl_3) δ (ppm) 29.71, 30.82, 39.91, 44.68, 56.28, 62.85, 121.55, 127.48, 128.61(2C), 128.82(2C), 132.28, 136.85, 138.23, 145.51, 154.15.

2-*exo*-[5'-(3'-Phenyl-2'- aminopyridinyl)]-7-azabicyclo[2.2.1]-heptane (C24)

Hydrochloride

2-*exo*-[5'-(3'-Phenyl-2'-aminopyridinyl)]-7-azabicyclo[2.2.1]-heptane (96 mg, 0.362 mmol) was dissolved in methylene chloride (1.5 mL) and then 1M HCl in ether (3 mL) was added dropwise. The reaction was allowed to stir for 1 h. at room temperature. The solvent was removed under reduced pressure and the remaining 2-*exo*-[5'-(3'-Phenyl-2'-aminopyridinyl)]-7-azabicyclo[2.2.1]-heptane 2.5 Hydrochloride 1.25 Hydrate was pumped overnight to give (127 mg, 92%) as a colorless solid.

mp Decomposed >200°C: Analytical Calculated for C₁₇H₂₄N₃O_{1.25}Cl_{2.5}; C, 53.87; H, 6.38; N, 11.09; Found: C, 53.95; H, 6.33-1 N, 10.68.

2-*exo*-[5'-(3'-phenyl-2'-chloropyridinyl)]-7-azabicyclo[2.2.1]-heptane (C23)

To a solution of 7-*tert*-Butoxycarbonyl-2-*exo*-[5'-(3'-phenyl-2'-aminopyridinyl)]-7-azabicyclo[2.2.1]-heptane (217 mg, 0.594 mmol) in concentrated hydrochloric acid (1.5 mL) was added sodium nitrite (800 mg, 11.6 mmol). Copper (I) chloride (800 mg, 8.1 mmol) was then added in small portions and stirring continued for 30 min 0°C. The mixture was then poured into a solution of 1:1 NH₄OH : H₂O (50 mL) and extracted with ethyl acetate. The combined organic layers were dried with magnesium sulfate, concentrated, then the residue was purified via flash chromatography using CHCl₃:CH₃OH:NH₄OH (45:9:1) to give 2-*exo*-[5'-(3'-Phenyl-2'-chloropyridinyl)]-7-azabicyclo[2.2.1]-heptane (100 mg, 59%) as a colorless oil.

¹H NMR (CDCl₃) δ (ppm) 1.45-1.78 (m, 5H), 1.93 (dd, *J* = 9.0, 12.1 Hz, 1H), 2.81 (dd, *J* = 4.9, 8.9 Hz, 1H), 3.61 (br s, 1H), 3.78 (br s, 1H), 7.36-7.48 (m, 5H), 7.76 (s, pyridyl 1 CH), 8.29 (s, pyridyl 1 CH); ¹³C NMR (CDCl₃) δ (ppm) 30.07, 31.30, 40.27, 44.45, 56.28, 62.64, 127.98, 128.11(2C), 129.23(2C), 136.19, 137.69, 138-54, 141.41, 146.92, 147.33.

2-*exo*-[5'-(3'-phenyl-2'-chloropyridinyl)]-7-azabicyclo[2.2.1]-heptane (C23)

Monohydrochloride

2-*exo*-[5'-(3'-Phenyl-2'-chloropyridinyl)]-7-azabicyclo[2.2.1]-heptane (70 mg, 0.246 mmol) was dissolved in ether (1.5 mL) and then 1M HCl in ether (1.5 mL) was added dropwise. The reaction was allowed to stir for 30 min at room temperature. The solvent was removed under reduced pressure and the remaining 2-*exo*-[5'-(3'-Phenyl-2'-chloropyridinyl)]-7-azabicyclo[2.2.1]-heptane Hydrochloride 0.75 Hydrate was pumped overnight to give (80

mg, 97%) as a colorless solid.

mp 144-147 °C; Analytical Calculated for C₁₇H_{19.5}N₂O_{0.75}Cl₂: C, 60.99; H, 5.87; N, 8.37; Found: C, 60.67; H, 5.80; N, 8.18.

Experimental Procedures for Scheme D1 shown in Figure 6

2-*exo*-[5'-(3'-Fluoropyridinyl)]-7-azabicyclo[2.2.1]-heptane (T2b)

To a solution of 7-*tert*-Butoxycarbonyl-2-*exo*-[5'-(3'-aminopyridinyl)]-7-azabicyclo[2.2.1]-heptane (81 mg, 0.280 mmol) in 70% HF-pyridine (1.5 mL) inside a plastic reaction vessel at 0 °C was added sodium nitrite (150 mg, 2.2 mmol). Stirring continued for 30 min before being heated at 100 °C for an additional 30 min. The reaction was then poured into a solution of 1:1 NH₄OH : H₂O (50 mL) and extracted with ethyl acetate. The combined organic layers were dried with magnesium sulfate, concentrated, then the residue was purified via flash chromatography using CHCl₃:CH₃OH:NH₄OH (45:9:1) to give 2-*exo*-[5'-(3'-Fluoropyridinyl)]-7-azabicyclo[2.2.1]-heptane (36 mg, 67%) as a colorless oil.

¹H NMR (CDCl₃) δ (ppm) 1.4-1.75 (m, 4H), 1.86-1.98 (m, 2H), 2.82 (dd, *J* = 4.9, 8.8 Hz, 1H), 3.60 (br s, 1H), 3.81 (br s, 1H), 7.58 (dt, *J* = 2.3, 10.1 Hz, 1 pyridyl CH), 8.28 (d, *J* = 2.7 Hz, 1 pyridyl CH), 8.33 (s, 1 pyridyl CH); ¹³C NMR (CDCl₃) δ (ppm) 30.06, 31.26, 40.26, 44.56, 56.29, 62.64, 121.33 (*J*_{CF} = 18.2 Hz), 135.49 (*J*_{CF} = 23.4 Hz), 144.48 (*J*_{CF} = 3.3, 49.9 Hz), 157.61, 161.68.

2-*exo*-[5'-(3'-Chloropyridinyl)]-7-azabicyclo[2.2.1]-heptane (T2c)

To a solution of 7-*tert*-Butoxycarbonyl-2-*exo*-[5'-(3'-aminopyridinyl)]-7-azabicyclo[2.2.1]-heptane (68 mg, 0.232 mmol) in concentrated hydrochloric acid (2 mL) was added sodium nitrite (400 mg, 5.8 mmol). Copper (I) chloride (400 mg, 4.0 mmol) was then added in small portions and stirring continued for 30 min at 0 °C. The mixture was then poured into a solution of 1:1 NH₄OH : H₂O (50 mL) and extracted with ethyl acetate. The combined organic layers were dried with magnesium sulfate, concentrated, then the residue was purified via flash chromatography using CHCl₃:CH₃OH:NH₄OH (45:9:1) to give 2-*exo*-[5'-(3'-Chloropyridinyl)]-7-azabicyclo[2.2.1]-heptane (35 mg, 72%) as a colorless oil.

¹H NMR (CDCl₃) δ (ppm) 1.45-1.8 (m, 5H), 1.90 (dd, *J* = 8.8, 11.9 Hz, 1H), 2.77 (dd,

$J = 4.9, 8.8$ Hz, 1H), 3.59 (br s, 1H), 3.79 (br s, 1H), 7.82 (t, $J = 2.1$ Hz, 1 pyridyl CH), 8.39 (br s, 2 pyridyl CH); ^{13}C NMR (CDCl_3) δ (ppm) 30.15, 31.33, 40.26, 44.72, 56.26, 62.58, 131.83, 134.37, 143.55, 146.14, 146.90.

2-*exo*-[5'-(3'-Chloropyridinyl)]-7-azabicyclo[2.2.1]-heptane (T2c) Hydrochloride

2-*exo*-[5'-(3'-Chloropyridinyl)]-7-azabicyclo[2.2.1]-heptane (35 mg, 0.168 mmol) was dissolved in ether (2 mL) and then 1M HCl in ether (1 mL) was added dropwise. The reaction was allowed to stir for 30 min at room temperature. The solvent was removed under reduced pressure and the remaining 2-*exo*-[5'-(3'-Chloropyridinyl)]-7-azabicyclo[2.2.1]-heptane Hydrochloride 0.25 Hydrate was pumped overnight to give (38 mg, 90%) as a colorless solid.

mp 219-221 °C; Analytical Calculated for $\text{C}_{11}\text{H}_{14}\text{N}_2\text{Cl}_2 \times 0.25 \text{H}_2\text{O}$; C, 52.92; H, 5.85; N, 11.22; Found: C, 53.19; H, 5.71; N, 11.17.

7-*tert*-Butoxycarbonyl-2-*exo*-[5'-(3'-Iodopyridinyl)]-7-azabicyclo[2.2.1]-heptane (D1.1)

A solution of 7-*tert*-Butoxycarbonyl-2-*exo*-[5'-(3'-aminopyridinyl)]-7-azabicyclo[2.2.1]-heptane (111 mg, 0.379 mmol) in methylene iodide (3.0 mL) and isoamyl nitrite (1.0 mL) was allowed to stir at room temperature for 30 min. HI (.011 mL) was then added. After 24h the reaction was decanted into 1:1 $\text{NH}_4\text{OH} : \text{H}_2\text{O}$ and then extracted with chloroform 3X. The combined organic extracts were dried with sodium sulfate, concentrated, then the residue was purified by flash chromatography using 9:1 hexane:ethyl acetate as eluent to give 2-*exo*-[5'-(3'-iodopyridinyl)]-7-azabicyclo[2.2.1]-heptane (81 mg, 53%) as a colorless oil.

^1H NMR (CDCl_3) δ (ppm) 1.45 (s, 9H), 1.50-1.67 (m, 2H), 1.75-1.92 (m, 3H), 1.99 (dd, $J = 8.9, 12.4$ Hz, 1H), 2.82 (dd, $J = 4.9, 8.9$ Hz, 1H), 4.20 (br s, 1H), 4.39 (br s, 1H), 7.99 (t, $J = 1.9$ Hz, 1H, pyridyl CH), 8.42 (d, $J = 1.9$ Hz, 1H), 8.66 (d, $J = 1.9$ Hz, 1H); ^{13}C NMR (CDCl_3) δ (ppm) 28.27 (3C), 28.70, 29.72, 40.11, 45.27, 55.8, 61.60, 79.89, 93.67, 142.48, 143.10, 147.41, 153.58, 154.7.

2-*exo*-[5'-(3'-Iodopyridinyl)]-7-azabicyclo[2.2.1]-heptane (T2e)

A solution of 7-*tert*-Butoxycarbonyl-2-*exo*-[5'-(3'-Iodopyridinyl)]-7-azabicyclo[2.2.1]-heptane (81 mg, 0.202 mmol) in methylene chloride (2.0 mL) was stirred at 0 °C for 15 min. Trifluoroacetic acid (2.0 mL) was then added and allowed to stir at room temperature for 30 min. The reaction was then decanted into a saturated NaHCO₃ solution and extracted with chloroform 3X. The combined organic extracts were dried with sodium sulfate, concentrated, then the residue was purified by flash chromatography using CHCl₃:CH₃OH:NH₄OH (45:9:1) as eluent to give 2-*exo*-[5'-(3'-Iodopyridinyl)]-7-azabicyclo[2.2.1]-heptane (45 mg, 74%) as a colorless oil.

¹H NMR (CDCl₃) δ (ppm) 1.5-1.85 (m, 5H), 1.94 (dd, *J* = 9.0, 12.5 Hz, 1H), 3H), 2.77 (dd, *J* = 5.1, 9.0 Hz, 1H), 3.68 (br s, 1H), 3.88 (br s, 1H), 8.17 (t, *J* = 1.9 Hz, 1H, pyridyl CH), 8.46 (d, *J* = 1.9 Hz, 1 pyridyl CH), 8.64 (d, *J* = 1.9 Hz, 1 pyridyl CH); ¹³C NMR (CDCl₃) δ (ppm) 29.46, 30.97, 39.75, 44.68, 56.58, 62.60, 93.75, 142.88, 143.38, 147.59, 153.42.

2-*exo*-[5'-(3'-Iodopyridinyl)]-7-azabicyclo[2.2.1]-heptane (T2e) Hydrochloride

2-*exo*-[5'-(3'-Iodopyridinyl)]-7-azabicyclo[2.2.1]-heptane (45 mg, 0.150 mmol) was dissolved in 1:1 ether : methylene chloride (2 mL) and then 1M HCl in ether (1.5 mL) was added dropwise. The reaction was allowed to stir for 30 min at room temperature. The solvent was removed under reduced pressure and the remaining 2-*exo*-[5'-(3'-Iodopyridinyl)]-7-azabicyclo[2.2.1]-heptane 1.75 Hydrochloride Hydrate was pumped overnight to give (56 mg, 98%) as a colorless solid.

mp 223-225 °C; Analytical Calculated for C₁₁H_{16.75}N₂IOCl_{1.75}; C, 34.59; H, 4.42; N, 7.33; Found: C, 34.56; H, 4.24; N, 6.97.

2-*exo*-[5'-(3'-Aminopyridinyl)]-7-azabicyclo[2.2.1]-heptane (T2a)

A solution of 7-*tert*-Butoxycarbonyl-2-*exo*-[5'-(3'-Aminopyridinyl)]-7-azabicyclo[2.2.1]-heptane (64 mg, 0.218 mmol) in methylene chloride (2.0 mL) was stirred at 0 °C for 15 min. Trifluoroacetic acid (1.0 mL) was then added and allowed to stir at room temperature for 30 min. The reaction was then decanted into a solution of 1:1 NH₂OH : H₂O and extracted with chloroform 3X. The combined organic extracts were dried with sodium sulfate, concentrated, then the residue was purified by flash chromatography using

CHCl₃:CH₃OH:NH₄OH (45:9:1) as eluent to give 2-*exo*-[5'-(3'-Aminopyridinyl)]-7-azabicyclo[2.2.1]-heptane (28 mg, 68%) as a colorless oil.

¹H NMR (CDCl₃) δ (ppm) 1.45-1.8 (m, 5H), 1.89 (dd, *J* = 9.3, 12.6 Hz, 1H), 3H), 2.74 (dd, *J* = 5.1, 8.8 Hz, 1H), 3.30 (br s, 2H), 3.60 (br s, 1H), 3.78 (br s, 1H), 7.06 (s, 1 pyridyl CH), 7.89 (dd, *J* = 2.5, 6.7 Hz, 2 pyridyl CH); ¹³C NMR (CDCl₃) δ (ppm) 29.59, 30.97, 39.86, 44.87, 56.38, 62.57, 119.89, 135.14, 139.24, 141.88, 142.48.

2-*exo*-[5'-(3'-Aminopyridinyl)]-7-azabicyclo[2.2.1]-heptane (T2a) Dihydrochloride

2-*exo*-[5'-(3'-Aminopyridinyl)]-7-azabicyclo[2.2.1]-heptane (28 mg, 0.148 mmol) was dissolved in 1:1 ether : methylene chloride (2 mL) and then 1M HCl in ether (1.5 mL) was added dropwise. The reaction was allowed to stir for 30 min at room temperature. The solvent was removed under reduced pressure and the remaining 2-*exo*-[5'-(3'-Aminopyridinyl)]-7-azabicyclo[2.2.1]-heptane Dihydrochloride 0.25 Hydrate 0.75 Methanol was pumped overnight to give (30 mg, 70%) as a colorless solid.

mp 255-256 °C; Analytical Calculated for C_{11.75}H_{20.5}N₃Cl₂O; C, 48.54; H, 7.10; N, 14.45; Found: C, 48.51; H, 6.81; N, 14.11.

Experimental Procedures for Scheme D3 shown in Figure 8

2-*exo*-[5'-(3'-Bromo-2'-aminopyridinyl)]-7-azabicyclo[2.2.1]-heptane (T3a)

A solution of 7-*tert*-Butoxycarbonyl-2-*exo*-[5'-(3'-bromo-2'-aminopyridinyl)]-7-azabicyclo[2.2.1]-heptane (112 mg, 0.303 mmol) in methylene chloride (1.4 mL) and trifluoroacetic acid (1.4 mL) was allowed to stir at room temperature for 30 min. The reaction was then decanted into a saturated K₂CO₃ solution and extracted with methylene chloride 3X. The combined organic extracts were dried with sodium sulfate, concentrated, then the residue was purified by flash chromatography using (CHCl₃:CH₃OH:NH₄OH/45:9:1) as eluent to give 2-*exo*-[5'-(3'-Bromo-2'-aminopyridinyl)]-7-azabicyclo[2.2.1]-heptane (77 mg, 95%) as a colorless oil.

¹H NMR (CD₃OD) δ (ppm) 1.42-1.48 (m, 1H), 1.54 (t, *J* = 8.3 Hz, 1H), 1.58-1.68 (m, 3H), 1.91 (dd, *J* = 9.0, 12.2 Hz, 1H), 3.50 (br s, 1H), 3.70 (br s, 1H), 4.87 (br s, 2H), 7.77 (s, 1H, pyridyl CH), 7.81 (s, 1H, pyridyl CH); ¹³C NMR (CD₃OD) δ (ppm) 29.8, 31.5, 40.9,

45.5, 57.7, 63.8, 105.5, 133.6, 141.0, 146.0, 155.9.

2-*exo*-[5'-(3'-Bromo-2'-aminopyridinyl)]-7-azabicyclo[2.2.1]-heptane salt (T3a)

Hydrochloride

To a stirred solution of 2-*exo*-[5'-(3'-Bromo-2'-aminopyridinyl)]-7-azabicyclo[2.2.1]-heptane (37 mg, 0.138 mmol) in methylene chloride (0.500 mL) was added 1.0 M HCl solution in ether (1.3 mL) dropwise. The reaction was allowed to stir for 30 min. The solvent was then removed under reduced pressure and the residue recrystallized to provide the salt of 2-*exo*-[5'-(3'-Bromo-2'-aminopyridinyl)]-7-azabicyclo[2.2.1]-heptane (26 mg, 52%) as a colorless crystal.

mp 237-240 °C; Analytical Calculated for C₁₁H_{16.5}N₃BrCl_{2.5}: C, 36.77; H, 4.63; N, 11.70; Found: C, 36.81; H, 4.79; N, 11.49.

7-*tert*-Butoxycarbonyl-2-*exo*-[5'-(3'-Bromo-2'-iodopyridinyl)]-7-azabicyclo[2.2.1]-heptane (D3.1)

To a solution of 7-*tert*-Butoxycarbonyl-2-*exo*-[5'-(3'-bromo-2'-aminopyridinyl)]-7-azabicyclo[2.2.1]-heptane (209 mg, 0.565 mmol) in isoamyl nitrite (1.2 mL) and diiodomethane (4 mL) was added hydroiodic acid (0.020 mL). The reaction was allowed to stir overnight. The mixture was then poured into a solution of 1:1 NH₄OH : H₂O (20 mL) and extracted with chloroform. The combined organic layers were dried with sodium sulfate, concentrated, then the residue was purified via flash chromatography using (CHCl₃:CH₃OH:NH₄OH/45:9:1) to give 7-*tert*-Butoxycarbonyl-2-*exo*-[5'-(3'-Bromo-2'-iodopyridinyl)]-7-azabicyclo[2.2.1]-heptane (85 mg, 31%) as a colorless solid.

¹H NMR (CDCl₃) δ (ppm) 1.45 (s, 9H), 1.50-1.65 (m, 2H), 1.70-1.90 (m, 3H), 1.99 (dd, *J* = 9.0, 12.4 Hz, 1H), 2.81 (dd, *J* = 4.9, 8.9 Hz, 1H), 4.17 (br s, 1H), 4.39 (br s, 1H), 7.79 (s, 1H, pyridyl CH), 8.18 (s, 1H, pyridyl CH); ¹³C NMR (CDCl₃) δ (ppm) 28.2 (3C), 28.4, 29.5, 40.2, 57.0, 61.6, 80.1, 120.8, 129.6, 138.2, 142.2, 147.5, 154.9.

2-*exo*-[5'-(3'-Bromo-2'-Iodopyridinyl)]-7-azabicyclo[2.2.1]-heptane (T3e)

A solution of 7-*tert*-Butoxycarbonyl-2-*exo*-[5'-(3'-bromo-2'-iodopyridinyl)]-7-azabicyclo[2.2.1]-heptane (85 mg, 0.177 mmol) in methylene chloride (1.0 mL) and

trifluoroacetic acid (1.0 mL) was allowed to stir at room temperature for 30 min. The reaction was then decanted into a saturated K_2CO_3 solution and extracted with methylene chloride 3X. The combined organic extracts were dried with sodium sulfate, concentrated, then the residue was purified by flash chromatography using ($CHCl_3:CH_3OH:NH_4OH/45:9:1$) as eluent to give 2-*exo*-[5'-(3'-Iodo-2'-iodopyridyl)]-7-azabicyclo[2.2.1]-heptane (55 mg, 82%) as a colorless oil.

1H NMR (CD_3OD) δ (ppm) 1.4-1.8 (m, 5H), 1.99 (dd, $J = 9.0, 12.3$ Hz, 1H), 2.87 (dd, $J = 5.4, 9.0$ Hz, 1H), 3.30 (br s, 1NH), 3.61 (br s, 1H), 3.74 (br s, 1H), 8.00 (s, 1H, pyridyl CH), 8.22 (s, 1H, pyridyl CH); ^{13}C NMR (CD_3OD) δ (ppm) 29.8, 31.6, 40.8, 44.4, 57.6, 63.3, 120.7, 130.6, 140.0, 144.4, 149.0.

2-*exo*-[5'-(3'-Bromo-2'-iodopyridinyl)]-7-azabicyclo[2.2.1]-heptane (T3e) Hydrochloride Monohydrate

To a stirred solution of 2-*exo*-[5'-(3'-Bromo-2'-iodopyridinyl)]-7-azabicyclo[2.2.1]-heptane (53 mg, 0.140 mmol) in ether (0.700 mL) and methanol (0.300 mL) was added a solution of 1M HCl in ether (0.600 mL) dropwise. After 30 min of stirring the solvents were removed under reduced pressure to provide 2-*exo*-[5'-(3'-Bromo-2'-iodopyridinyl)]-7-azabicyclo[2.2.1]-heptane Hydrochloride Monohydrate (57 mg, 98%) as a colorless solid.

mp 160-162 °C; Analytical Calculated for $C_{11}H_{15}ON_2BrCl$: C, 30.48; H, 3.49; N, 6.46; Found: C, 30.21; H, 3.37; N, 5.98.

2-*exo*-[5'-(3'-Bromo-2'-chloropyridinyl)]-7-azabicyclo[2.2.1]-heptane (T3c)

To a solution of 7-*tert*-Butoxycarbonyl-2-*exo*-[5'-(3'-bromo-2'-aminopyridinyl)]-7-azabicyclo[2.2.1]-heptane (199 mg, 0.538 mmol) in concentrated hydrochloric acid (2 mL) was added sodium nitrite (700 mg, 10.1 mmol). The reaction was allowed to stir at 0 °C for 15 min. Copper (I) chloride (2 g, 20.2 mmol) was then added in small portions and stirring continued for 30 min. The mixture was then poured into a solution of 3:1 $NH_4OH : H_2O$ (50 mL) and extracted with chloroform. The combined organic layers were dried with magnesium sulfate, concentrated, then the residue was purified via flash chromatography using ($CHCl_3:CH_3OH:NH_4OH/45:9:1$) to give 2-*exo*-[5'-(3'-Bromo-2'-chloropyridinyl)]-7-azabicyclo[2.2.1]-heptane (58 mg, 38%) as a colorless oil.

1H NMR ($CDCl_3$) δ (ppm) 1.4-1.7 (m, 4H), 1.90 (dd, $J = 9.1, 12.3$ Hz, 2H), (dd, $J =$

4.9, 8.9 Hz, 1H), 3.58 (br s, 1H), 3.80 (br s, 1H), 8.13 (s, 1H, pyridyl CH), 8.23 (s, 1H, pyridyl CH); ^{13}C NMR (CDCl_3) δ (ppm) 30.2, 31.4, 40.4, 44.0, 56.3, 62.7, 119.9, 141.1, 143.0, 147.0, 148.0.

2-*exo*-[5'-(2'-Chloro-3'-bromopyridinyl)]-7-azabicyclo[2.2.1]-heptane (T3c)

7-*tert*-Butoxycarbonyl-2-*exo*-[5'-(2'-Amino-3'-bromopyridyl)]-7-azabicyclo[2.2.1]-heptane (1.065 g, 3.63 mmol) was dissolved in concentrated HCl (15 mL) at 0°C. Sodium nitrite (5.0 g, 72 mmol) and CuCl (5.7 g, 57.6 mmol) were then added slowly to the reaction. After one hour of stirring at room temperature the reaction contents were poured into 1:1 mixture of water: NH_4OH and extracted with chloroform. The organic extracts were combined, dried with sodium sulfate, and concentrated under reduced pressure. The residue was purified by flash chromatography using $\text{CHCl}_3:\text{CH}_3\text{OH}:\text{NH}_4\text{OH}$ (45:9:1) as eluent to provide 2-*exo*-[5'-(2'-Chloro-3'-bromopyridinyl)]-7-azabicyclo[2.2.1]-heptane (400 mg, 53%) as a colorless oil.

mp oil °C; ^1H NMR (CDCl_3) δ (ppm) 1.45-1.70 (m, 5H), 1.90 (dd, $J = 8.9, 12.1$ Hz, 1H), 2.75 (dd, $J = 4.9, 8.9$ Hz, 1H), 3.55 (s, 1H), 3.79 (s, 1H), 7.22 (d, $J = 8.3$ Hz, 1H), 7.77 (dd, $J = 2.5, 8.3$ Hz, 1H), 8.28 (d, $J = 2.5$ Hz, 1H); ^{13}C NMR (CDCl_3) δ (ppm) 30.09, 31.28, 40.27, 44.39, 56.26, 62.64, 123.74, 137.59, 141.07, 148.65, 148.74.

2-*exo*-[5'-(3'-Bromo-2'-chloropyridinyl)]-7-azabicyclo[2.2.1]-heptane (T3c)

Hydrochloride

To a stirred solution of 2-*exo*-[5'-(3'-Bromo-2'-chloropyridinyl)]-7-azabicyclo[2.2.1]-heptane (20 mg, 0.0695 mmol) in ether (0.500 mL) was added excess 1M HCl in ether (0.200 mL) dropwise. After 30 min of stirring the solvent was removed under reduced pressure to provide 2-*exo*-[5'-(3'-Bromo-2'-chloropyridinyl)]-7-azabicyclo[2.2.1]-heptane Hydrochloride (25 mg, 99%) as a colorless solid.

mp 248-249 °C; Analytical Calculated for $\text{C}_{11}\text{H}_{13}\text{N}_2\text{BrCl}_2$: C, 40.77; H, 4.04; N, 8.65; Found: C, 40.88; H, 4.09; N, 8.58.

2-*exo*-[5'-(3'-Bromo-2'-fluoropyridyl)]-7-azabicyclo [2.2.1]-heptane (T3b)

To a solution of 7-*tert*-Butoxycarbonyl-2-*exo*-[5'-(3'-bromo-2'-aminopyridinyl)]-7-

azabicyclo[2.2.1]-heptane (68 mg, 0.184 mmol) in HF-pyridine (0.200 mL) was added a mixture of sodium nitrite (86 mg, 1.25 mmol) and water (0.600 mL). The reaction was allowed to heat at 80 °C for 1h. The mixture was then poured into a solution of 1:1 NH₄OH : H₂O (20 mL) and extracted with chloroform. The combined organic extracts were dried with sodium sulfate, concentrated, then the residue was purified by flash chromatography using (CHCl₃:CH₃OH:NH₄OH/45:9:1) as eluent to provide 2-*exo*-[5'-(3'-Bromo-2'-fluoropyridinyl)]-7-azabicyclo[2.2.1]-heptane (17 mg, 34%) as a colorless oil.

¹H NMR (CD₃OD) δ (ppm) 1.4-1.7 (m, 5H), 1.90 (dd, *J* = 9.0, 12.4 Hz, 1H), 2.73 (dd, *J* = 5.3, 9.0 Hz, 1H), 3.52 (d, *J* = 3.7 Hz, 1H), 3.71 (t, *J* = 4.1 Hz, 1H), 7.29 (d, *J* = 2.3 Hz, 1H, pyridyl CH), 8.05 (d, *J* = 2.4 Hz, 1H, pyridyl CH); ¹³C NMR (CD₃OD) δ (ppm) 31.0, 32.2, 39.4, 44.6, 58.1, 63.4, 116.4, 126.0, 132.7, 144.1, 146.0, 161.0.

2-*exo*-[5'-(3'-Bromo-2'-fluoropyridinyl)]-7-azabicyclo[2.2.1]-heptane (T3b)

Hydrochloride

To a stirred solution of 2-*exo*-[5'-(3'-Bromo-2'-fluoropyridinyl)]-7-azabicyclo[2.2.1]-heptane (51 mg, 0.188 mmol) in methanol (0.50 mL) and chloroform (0.50 mL) was added excess 1M HCl in ether (2 mL) dropwise. After stirring for 30 min the solvents were removed and the solid recrystallized to provide 2-*exo*-[5'-(3'-Bromo-2'-fluoropyridinyl)]-7-azabicyclo[2.2.1]-heptane Hydrochloride (12 mg, 21 %) as a colorless solid.

mp 277-282 °C; Analytical Calculated for C₁₁H₁₃N₂BrFCl: C, 42.95; H, 4.26; N, 9.11; Found: C, 43.27; H, 4.61; N, 9.07.

2-*exo*-[5'-(2'-Hydroxy-3'-bromopyridinyl)]-7-azabicyclo[2.2.1]heptane (D3.2)

Hydrochloride

7-*tert*-Butoxycarbonyl-2-*exo*-[5'-(2'-hydroxy-3'-bromopyridinyl)]-7-azabicyclo[2.2.1]-heptane Dimethylformamide complex (82 mg, 0.185 mmol) was dissolved in 1,4-dioxane (2 mL). After adding a solution of 3M HCl (0.7 mL), the reaction was allowed to reflux for 30 min. The solvents were then removed under reduced pressure and the residue pumped overnight to provide 2-*exo*-[5'-(2'-hydroxy-3'-bromopyridinyl)]-7-azabicyclo[2.2.1]-heptane Hydrochloride 0.5 Hydrate (74 mg, Quantitative) as a light brown

solid.

mp 269-272 °C; Analytical Calculated for C₁₁H₁₄N₂OBrCl x 0.5 H₂O: C, 41.99; H, 4.81; N, 8.90; Found: C, 42.41; H, 4.86; N, 8.53.

7-*tert*-Butoxycarbonyl-2-*exo*-[5'-(3'-(3''-nitrophenyl)-2'-aminopyridinyl)]-7-azabicyclo[2.2.1]-heptane (D3.3; X=H; Y=NO₂)

To a resealable reaction tube under nitrogen was added 7-*tert*-Butoxycarbonyl-2-*exo*-[5'-(2'-amino-3'-bromopyridinyl)]-7-azabicyclo[2.2.1]-heptane (474 mg, 1.28 mmol), Pd(oAc)₂ (23 mg, 0.102 mmol), P(O-tolyl)₃ (62 mg, 0.204 mmol), sodium carbonate (275 mg, 2.59 mmol), 3-nitrophenylboronic acid (325 mg, 1.95 mmol), degassed water (1.30 mL) and DME (6.5 mL). The reaction was heated at 80 °C for 12 h. The mixture was poured into saturated sodium bicarbonate and extracted with ethyl acetate 3X. The organic layers were dried with sodium sulfate, concentrated, then the residue was purified by flash chromatography using 1:2 hexane:ethyl acetate as eluent to provide 7-*tert*-Butoxycarbonyl-2-*exo*-[5'-(3'-(3''-nitrophenyl)-2'-aminopyridinyl)]-7-azabicyclo[2.2.1]-heptane (328 mg, 62%) as a colorless solid.

¹H NMR (CDCl₃) δ (ppm) 1.38 (br s, 9H), 1.55 (ddd, *J* = 8.6, 16.6, 20.7 Hz, 2H), 1.72-1.90 (m, 3H), 1.98 (dd, *J* = 9.1, 12.4 Hz, 1H), 2.82 (dd, *J* = 4.9, 8.8 Hz, 1H), 4.16 (s, 1H), 4.36 (s, 1H), 4.64 (br s, 2 NH), 7.37-8.35 (m, 6H); ¹³C NMR (CDCl₃) δ (ppm) 28.15(3C), 28.6, 29.6, 40.30, 44.73, 55.7, 60.25, 79.49, 119.10, 122.44, 123.58, 129.91, 132.22, 134.81, 136.73, 140.00, 146.85, 148.61, 154.00, 154.96.

2-*exo*-[5'-(3'-(3''-nitrophenyl)-2'-aminopyridinyl)]-7-azabicyclo[2.2.1]-heptane (D3.4)

A solution of 7-*tert*-Butoxycarbonyl-2-*exo*-[5'-(3'-(3''-nitrophenyl)-2'-aminopyridinyl)]-7-azabicyclo[2.2.1]-heptane (40 mg, 0.0975 mmol) in methylene chloride (2.0 mL) was stirred at 0 °C for 15 min. Trifluoroacetic acid (1.0 mL) was then added and allowed to stir at room temperature for 30 min. The reaction was then decanted into a solution of 1:1 NH₂OH : H₂O and extracted with chloroform 3X. The combined organic extracts were dried with sodium sulfate, concentrated, then the residue was purified by flash chromatography using CHCl₃:CH₃OH:NH₄OH (45:9:1) as eluent to give 2-*exo*-[5'-(3'-(3''-nitrophenyl)-2'-aminopyridinyl)]-7-azabicyclo[2.2.1]-heptane (23 mg, 76%) as a colorless

oil.

^1H NMR (CDCl_3) δ (ppm) 1.4-1.75 (m, 4H), 1.81 (br s, 1H), 1.90 (dd, $J = 8.9, 12.1$ Hz, 1H), 2.75 (dd, $J = 5.0, 8.9$ Hz, 1H), 3.56 (br s, 1H), 3.77 (br s, 1H), 4.49 (br s, 2H), 7.25-8.35 (m, 6 aryl CH); ^{13}C NMR (CDCl_3) δ (ppm) 30.01, 31.20, 40.19, 44.54, 56.40, 63.00, 119.18, 122.50, 123.81, 129.95, 133.23, 134.91, 137.22, 140.21, 147.02, 153.77.

2-*exo*-[5'-(3'-{3''-nitrophenyl}-2'-aminopyridinyl)]-7-azabicyclo[2.2.1]-heptane (D3.4) Hydrochloride

2-*exo*-[5'-(3'-{3''-nitrophenyl}-2'-aminopyridinyl)]-7-azabicyclo[2.2.1]-heptane (23 mg, 0.148 mmol) was dissolved in 1:1 ether : methylene chloride (2 mL) and then 1M HCl in ether (1 mL) was added dropwise. The reaction was allowed to stir for 30 min at room temperature. The solvent was removed under reduced pressure and the remaining 2-*exo*-[5'-(3'-{3''-nitrophenyl}-2'-aminopyridinyl)]-7-azabicyclo[2.2.1]-heptane 2.25 Hydrochloride 1.25 Hydrate was pumped overnight to give (32 mg, Quantitative) as a colorless solid.

Analytical Calculated for $\text{C}_{17}\text{H}_{22.75}\text{N}_4\text{Cl}_{2.25}\text{O}_{3.25}$; C, 49.21; H, 5.48; N, 13.50; Found: C, 49.21; H, 5.75; N, 13.19.

2-*exo*-[5'-(3'-(3''-Nitrophenyl)-2'-chloropyridinyl)]-7-azabicyclo[2.2.1]-heptane (T4k)

To a solution of 7-*tert*-Butoxycarbonyl-2-*exo*-[5'-(3'-{3''-nitrophenyl}-2'-aminopyridinyl)]-7-azabicyclo[2.2.1]-heptane (79 mg, 0.192 mmol) in concentrated hydrochloric acid (2.0 mL) was added sodium nitrite (230 mg, 3.33 mmol). Copper (1) chloride (350 mg, 3.54 mmol) was then added in small portions and stirring continued for 30 min 0°C . The mixture was then poured into a solution of 1:1 $\text{NH}_4\text{OH} : \text{H}_2\text{O}$ (50 mL) and extracted with ethyl acetate. The combined organic layers were dried with magnesium sulfate, concentrated, then the residue was purified via flash chromatography using $\text{CHCl}_3:\text{CH}_3\text{OH}:\text{NH}_4\text{OH}$ (45:9:1) to give 2-*exo*-[5'-(3'-(3''-Nitrophenyl)-2'-chloropyridinyl)]-7-azabicyclo[2.2.1]-heptane (44 mg, 69%) as a colorless oil.

^1H NMR (CDCl_3) δ (ppm) 1.45-1.80 (m, 5H), 1.95 (dd, $J = 9.0, 12.2$ Hz, 1H), 2.82 (dd, $J = 4.9, 8.9$ Hz, 1H), 3.62 (br s, 1H), 3.81 (br s, 1H), 7.64 (t, $J = 8.1$ Hz, 1H), 7.78-7.90 (m, 2H), 8.24-8.41 (m, 3H); ^{13}C NMR (CDCl_3) δ (ppm) 30.29, 31.50, 40.45, 44.36, 56.33, 62.78, 123.0, 124.35, 129.23, 133.94, 135.54, 138.52, 139.37, 142.08, 146.72, 148.13, 148.56.

2-*exo*-[5'-(3'-{3''-Nitrophenyl}-2'-chloropyridinyl)]-7-azabicyclo[2.2.1]-heptane (T4k) Hydrochloride

2-*exo*-[5'-(3'-{3''-nitrophenyl}-2'-chloropyridinyl)]-7-azabicyclo[2.2.1]-heptane (44 mg, 0.133 mmol) was dissolved in 1:1 ether : methylene chloride (2 mL) and then 1M HCl in ether (1 mL) was added dropwise. The reaction was allowed to stir for 30 min at room temperature. The solvent was removed under reduced pressure and the remaining 2-*exo*-[5'-(3'-{3''-nitrophenyl}-2'-chloropyridinyl)]-7-azabicyclo[2.2.1]-heptane 1.5 Hydrochloride 1.75 Hydrate was pumped overnight to give (45 mg, 81 %) as a colorless solid.

Analytical Calculated for C₁₇H₂₁N₃Cl_{2.5}O_{3.75}; C, 49.08; H, 5.09; N, 10.10; Found: C, 49.42; H, 4.67; N, 9.62.

2-*exo*-[5'-(3'-{3''-Nitrophenyl}-2'-bromopyridinyl)]-7- azabicyclo[2.2.1]-heptane (D3.5)

To a solution of 7-*tert*-Butoxycarbonyl-2-*exo*-[5'-(3'-{3''-nitrophenyl}-2'-aminopyridinyl)]-7-azabicyclo[2.2.1]-heptane (73 mg, 0.178 mmol) in concentrated hydrobromic acid (1.2 mL) was added sodium nitrite (250 mg, 3.33 mmol). Copper (1) chloride (1000 mg, 6.96 mmol) was then added in small portions and stirring continued for 30 min 0°C. The mixture was then poured into a solution of 1:1 NH₄OH : H₂O (50 mL) and extracted with ethyl acetate. The combined organic layers were dried with magnesium sulfate, concentrated, then the residue was purified via flash chromatography using CHCl₃:CH₃OH:NH₄OH (45:9:1) to give 2-*exo*-[5'-(3'-{3''-Nitrophenyl}2'-bromopyridinyl)]-7-azabicyclo[2.2.1]-heptane (23 mg, 35%) as a colorless oil.

¹H NMR (CDCl₃) δ (ppm) 1.50-1.85 (m, 4H), 1.86-2.20 (m, 2H), 2.81 (dd, *J* = 4.9, 8.9 Hz, 1H), 3.63 (br s, 1H), 3.81 (br s, 1H), 7.63 (t, *J* = 7.6 Hz, 1H), 7.77-7.87 (m, 2H), 8.25-8.40 (m, 3H); ¹³C NMR (CDCl₃) δ (ppm) 30.5, 31.5, 40.5, 44.3, 56.3, 62.7, 123.0, 124.4, 129.2, 135.6, 136.7, 138.0, 139.0, 140.7, 142.2, 148.0, 149.0.

2-*exo*-[5'-(3'-{3''-Nitrophenyl}-2'-bromopyridinyl)]-7-azabicyclo[2.2.1]-heptane (D3.5) Hydrochloride

2-*exo*-[5'-(3'-{3''-nitrophenyl}-2'-bromopyridinyl)]-7-azabicyclo[2.2. 1]-heptane (23 mg, 0.0615 mmol) was dissolved in methylene chloride (1.5 mL) and then 1M HCl in ether (1 mL) was added dropwise. The reaction was allowed to stir for 30 min at room

temperature. The solvent was removed under reduced pressure and the remaining 2-*exo*-[5'-(3'-{3''-nitrophenyl}-2'-bromopyridinyl)]-7-azabicyclo[2.2.1]-heptane Hydrochloride 0.5 Hydrate was pumped overnight to give (18 mg, 70%) as a colorless solid.

mp 196-198°C. Analytical Calculated for C₁₇H₁₇N₃ClBrO₂ x 0.5 H₂O : C, 48.65; H, 4.32; N, 10.01; Found: C, 48.53; H, 4.35; N, 9.85.

7-*tert*-Butoxycarbonyl-2-*exo*-[5'-(3'-{3'-Nitrophenyl}-2'-iodopyridinyl)]-7-azabicyclo[2.2.1]-heptane

A solution of 7-*tert*-Butoxycarbonyl-2-*exo*-[5'-(3'-{3''-nitrophenyl}-2'-aminopyridinyl)]-7-azabicyclo[2.2.1]-heptane (101 mg, 0.246 mmol) in methylene iodide (2.0 mL) and isoamyl nitrite (1.0 mL) was allowed to stir at room temperature for 30 min. HI (.009 mL) was then added. After 24h the reaction was decanted into 1:1 NH₄OH : H₂O and then extracted with chloroform 3X. The combined organic extracts were dried with sodium sulfate, concentrated, then the residue was purified by flash chromatography using 9:1 hexane:ethyl acetate as eluent to give 7-*tert*-Butoxycarbonyl-2-*exo*-[5'-(3'-{3''-nitrophenyl}-2'-iodopyridinyl)]-7-azabicyclo[2.2.1]-heptane (32 mg, 25% yield) as a colorless oil.

¹H NMR (CDCl₃) δ (ppm) 1.42 (s, 9H), 1.5-1.65 (m, 2H), 1.72-1.90 (m, 3H), 1.95 (dd, *J* = 8.9, 12.4 Hz, 1H), 2.72 (dd, *J* = 4.8, 8.9 Hz, 1H), 4.16 (br s, 1H), 4.35 (br s, 1H), 7.33 (d, *J* = 2.4 Hz, 1H), 7.58 (t, *J* = 8.0 Hz, 1H), 7.75 (d, *J* = 2.4 Hz, 1H), 8.08 (d, *J* = 7.9 Hz, 1H), 8.20 (d, *J* = 7.9 Hz, 1H), 8.63 (t, *J* = 1.9 Hz, 1H); ¹³C NMR (CDCl₃) δ (ppm) 28.23 (3C), 28.82, 29.48, 39.73, 44.43, 56.00, 62.02, 79.94, 122.42, 123.42, 124.81, 128.43, 129.04, 132.15, 134.59, 138.16, 140.77, 148.23, 155.21, 162.75.

2-*exo*-[5'-(3'-{3''-Nitrophenyl}-2'-iodopyridinyl)]-7-azabicyclo[2.2.1]-heptane (D3.6)

A solution of 7-*tert*-Butoxycarbonyl-2-*exo*-[5'-(3'-{3''-nitrophenyl}-2'-iodopyridinyl)]-7-azabicyclo[2.2.1]-heptane (32 mg, 0.202 mmol) in methylene chloride (1.5 mL) was stirred at 0 °C for 15 min. Trifluoroacetic acid (1.0 mL) was then added and allowed to stir at room temperature for 30 min. The reaction was then decanted into a 1:1 NH₄OH : H₂O solution and extracted with chloroform 3X. The combined organic extracts were dried with sodium sulfate, concentrated, then the residue was purified by flash chromatography using CHCl₃:CH₃OH:NH₄OH (45:9:1) as eluent to give 2-*exo*-[5'-(3'-{3''-

nitrophenyl}-2'-iodopyridinyl)]-7-azabicyclo[2.2.1]-heptane (17 mg, 66 %) as a colorless oil.

¹H NMR (CDCl₃) δ (ppm) 1.45-1.75 (m, 4H), 1.86 (dd, *J* = 8.8, 12.3 Hz, 1H), 2.04 (br s, 1H), 2.63 (dd, *J* = 4.8, 8.8 Hz, 1H), 3.59 (br s, 1H), 3.79 (br s, 1H), 7.40 (d, *J* = 2.4 Hz, 1H), 7.57 (t, *J* = 8.0 Hz, 1H), 7.83 (d, *J* = 2.4 Hz, 1 CH), 8.08 (d, *J* = 7.8 Hz, 1H), 8.17 (d, *J* = 7.8 Hz, 1H), 8.61 (t, *J* = 1.9 Hz, 1H); ¹³C NMR (CDCl₃) δ (ppm) 30.11, 30.95, 39.40, 44.07, 56.36, 62.53, 122.31, 123.46, 125.58, 128.05, 129.02, 132.0, 134.59, 138.31, 141.63, 148.21, 162.60.

7-*tert*-Butoxycarbonyl-2-*exo*-[5'-(3'-(3''-methoxyphenyl)-2'-aminopyridinyl)]-7-azabicyclo[2.2.1]-heptane (D3.3; X=H; Y=CH₃O)

To a resealable reaction tube under nitrogen was added 7-*tert*-Butoxycarbonyl-2-*exo*-[5'-(2'-amino-3'-bromopyridinyl)]-7-azabicyclo[2.2.1]-heptane (997 mg, 2.696 mmol), Pd(OAc)₂ (55 mg, 0.245 mmol), P(*o*-tolyl)₃ (139 mg, 0.457 mmol), sodium carbonate (275 mg, 5.47 mmol), 3-methoxyphenylboronic acid (649 mg, 4.27 mmol), degassed water (2.6 mL) and DME (13 mL). The reaction was heated at 90 °C for 12 h. The mixture was poured into saturated sodium bicarbonate and extracted with ethyl acetate 3X. The organic layers were dried with sodium sulfate, concentrated, then the residue was purified by flash chromatography using 1:2 hexane:ethyl acetate as eluent to provide 7-*tert*-Butoxycarbonyl-2-*exo*-[5'-(3'-(3''-methoxyphenyl)-2'-aminopyridinyl)]-7-azabicyclo[2.2.1]-heptane (959 mg, 90%) as a colorless oil.

¹H NMR (CDCl₃) δ (ppm) 1.38 (s, 9H), 1.45-1.65 (m, 3H), 1.7-2.0 (m, 3H), 2.78 (dd, *J* = 4.9, 7.7 Hz, 1H), 3.82 (s, 3H), 4.16 (s, 1H), 4.34 (s, 1H), 4.66 (s, 2H), 6.85-7.07 (m, 3H), 7.28-7.40 (m, 2H), 7.92 (s, 1H); ¹³C NMR (CDCl₃) δ (ppm) 28.11(3C), 28.64, 29.66, 40.12, 44.79, 55.11, 55.66, 62.10, 79.29, 113.11, 114.07, 120.83, 121.43, 129.87, 131.54, 136.45, 139.47, 145.51, 154.27, 154.86, 159.84.

2-*exo*-[5'-(3'-(3''-Methoxyphenyl)-2'-chloropyridinyl)]-7-azabicyclo[2.2.1]-heptane (T4h)

To a solution of 7-*tert*-Butoxycarbonyl-2-*exo*-[5'-(3'-(3''-methoxyphenyl)-2'-chloropyridinyl)]-7-azabicyclo[2.2.1]-heptane (167 mg, 0.422 mmol) in concentrated hydrochloric acid (2.0 mL) was added sodium nitrite (440 mg, 6.38 mmol). Copper (1)

chloride (630 mg, 6.36 mmol) was then added in small portions and stirring continued for 30 min 0°C. The mixture was then poured into a solution of 1:1 NH₄OH : H₂O (50 mL) and extracted with ethyl acetate. The combined organic layers were dried with magnesium sulfate, concentrated, then the residue was purified via flash chromatography using CHCl₃:CH₃OH:NH₄OH (45:9:1) to give 2-*exo*-[5'-(3'-(3''-Methoxyphenyl)-2'-chloropyridinyl)]-7-azabicyclo[2.2.1]-heptane (83 mg, 63%) as a colorless oil.

¹H NMR (CDCl₃) δ (ppm) 1.4-1.8 (m, 4H), 1.8-2.05 (m, 2H), 2.81 (dd, *J* = 5.0, 8.8 Hz, 1H), 3.62 (br s, 1H), 3.78 (br s, 1H), 3.84 (s, 3H), 6.8-7.1 (m, 3H), 7.31 (t, *J* = 7.9 Hz, 1H), 7.76 (s, 1H), 8.34 (s, 1H); ¹³C NMR (CDCl₃) δ (ppm) 29.98, 31.25, 40.19, 44.45, 55.25, 56.35, 62.65, 113.49, 115.06, 121.66, 129.21, 136.09, 138.50, 139.00, 141.24, 146.89, 147.41, 159.21.

Experimental Procedures for Scheme D4 shown in Figure 9

2-*exo*-[5'-(3'-Amino-2'-chloropyridinyl)]-7-azabicyclo[2.2.1]-heptane (T3j)

A solution of 7-*tert*-Butoxycarbonyl-2-*exo*-[5'-(3'-amino-2'-chloropyridinyl)]-7-azabicyclo[2.2.1]-heptane (130 mg, 0.401 mmol) in methylene chloride (1.0 mL) and trifluoroacetic acid (1.0 mL) was allowed to stir at room temperature for 30 min. The reaction was then decanted into a saturated NaHCO₃ solution (at this point much material was spilled) and extracted with chloroform 3X. The combined organic extracts were dried with sodium sulfate, concentrated, then the residue was purified by flash chromatography using 45 CMA as eluent to give 2-*exo*-[5'-(3'-amino-2'-chloropyridinyl)]-7-azabicyclo[2.2.1]-heptane (17 mg, 19%) as a colorless solid.

mp 113-115 °C; ¹H NMR (CDCl₃) δ (ppm) 1.4-1.8 (m, 1H), 1.88 (dd, *J* = 9.0, 11.9 Hz, 1H), 2.70 (dd, *J* = 4.9, 8.6 Hz, 1H), 3.55 (br s, 1H), 3.77 (br s, 1H), 4.06 (br s, 2H), 7.20 (s, 1H, pyridyl CH), 7.67 (s, 1H, pyridyl CH); ¹³C NMR (CDCl₃) δ (ppm) 30.01, 31.36, 40.36, 44.38, 56.35, 62.79, 121.21, 134.74, 137.89, 139.24, 142.50.

7-*tert*-Butoxycarbonyl-2-*exo*-[5'-(3'-Iodo-2'-chloropyridinyl)]-7-azabicyclo[2.2.1]-heptane

A solution of 7-*tert*-Butoxycarbonyl-2-*exo*-[5'-(3'-amino-2'-chloropyridinyl)]-7-azabicyclo[2.2.1]-heptane (130 mg, 0.401 mmol) in methylene iodide (2.0 mL) and isoamyl nitrite (1.0 mL) was allowed to stir at room temperature for 30 min. HI (.012 mL) was then added. After 3h the reaction was decanted into 1:1 NH₄OH : H₂O and then extracted with chloroform 3X. The combined organic extracts were dried with sodium sulfate, concentrated, then the residue was purified by flash chromatography using 9:1 hexane:ethyl acetate as eluent to give 2-*exo*-[5'-(3'-Iodo-2'-chloropyridinyl)]-7-azabicyclo[2.2.1]-heptane (74 mg, 42%) as a colorless oil.

¹H NMR (CDCl₃) δ (ppm) 1.46 (s, 9H), 1.52-1.62 (m, 2H), 1.70-1.92 (m, 3H), 1.99 (dd, *J* = 1.7, 10.8 Hz, 1H), 2.82 (dd, *J* = 4.8, 8.8 Hz, 1H), 4.17 (br s, 1H), 4.39 (br s, 1H), 8.12 (s, 1H, pyridyl CH), 8.23 (s, 1H, pyridyl CH); ¹³C NMR (CDCl₃) δ (ppm) 28.29 (3C), 28.72, 29.66, 40.28, 44.44, 55.8, 61.69, 80.05, 94.73, 141.45, 147.21, 147.73, 152.16, 154.84.

2-*exo*-[5'-(3'-Iodo-2'-chloropyridinyl)]-7-azabicyclo[2.2.1]-heptane (T3m)

A solution of 7-*tert*-Butoxycarbonyl-2-*exo*-[5'-(3'-Iodo-2'-chloropyridinyl)]-7-azabicyclo[2.2.1]-heptane (56 mg, 0.129 mmol) in methylene chloride (1.0 mL) and trifluoroacetic acid (1.0 mL) was allowed to stir at room temperature for 30 min. The reaction was then decanted into a saturated NaHCO₃ solution and extracted with chloroform 3X. The combined organic extracts were dried with sodium sulfate, concentrated, then the residue was purified by flash chromatography using CHCl₃:CH₃OH:NH₄OH (45:9:1) as eluent to give 2-*exo*-[5'-(3'-Iodo-2'-chloropyridinyl)]-7-azabicyclo[2.2.1]-heptane (39 mg, 91%) as a colorless oil.

¹H NMR (CDCl₃) δ (ppm) 1.42-1.70 (m, 5H), 1.70-1.92 (m, 3H), 1.89 (dd, *J* = 9.1, 12.1 Hz, 1H), 2.69 (dd, *J* = 4.8, 8.8 Hz, 1H), 3.55 (br s, 1H), 3.79 (br s, 1H), 8.25 (s, 1H, pyridyl CH), 8.31 (s, 1H, pyridyl CH); ¹³C NMR (CDCl₃) δ (ppm) 30.28, 31.42, 40.39, 43.97, 56.25, 62.64, 94.60, 142.73, 147.73, 147.90, 151.69.

2-*exo*-[5'-(2', 3'-Dichloropyridinyl)]-7-azabicyclo[2.2.1]-heptane (T3h)

To a solution of 7-*tert*-Butoxycarbonyl-2-*exo*-[5'-(3'-amino-2'-chloropyridinyl)]-7-azabicyclo[2.2.1]-heptane (92 mg, 0.284 mmol) in concentrated hydrochloric acid (2 mL)

was added sodium nitrite (600 mg, 8.7 mmol). Copper (I) chloride (600 mg, 6.1 mmol) was then added in small portions and stirring continued for 30 min 0°C. The mixture was then poured into a solution of 1:1 NH₄OH : H₂O (50 mL) and extracted with ethyl acetate. The combined organic layers were dried with magnesium sulfate, concentrated, then the residue was purified via flash chromatography using CHCl₃:CH₃OH:NH₄OH (45:9:1) to give 2-*exo*-[5'-(2',3'-Dichloropyridinyl)]-7-azabicyclo[2.2.1]-heptane (51 mg, 74%) as a colorless oil.

¹H NMR (CDCl₃) δ (ppm) 1.4-1.75 (m, 5H), 1.90 (dd, *J* = 8.9, 12.0 Hz, 1H), 2.73 (dd, *J* = 4.8, 8.8 Hz, 1H), 3.56 (br s, 1H), 3.80 (br s, 1H), 7.98 (d, *J* = 2.0 Hz, 1H), 8.19 (d, *J* = 2.0 Hz, 1H); ¹³C NMR (CDCl₃) δ (ppm) 30.32, 31.42, 40.42, 44.08, 56.23, 62.68, 130.05, 137.70, 143.07; 146.35(2C).

2-*exo*-[5'-(2',3'- Dichloropyridinyl)]-7-azabicyclo [2.2.1]-heptane (T3h) Hydrochloride

2-*exo*-[5'-(2',3'-Dichloropyridinyl)]-7-azabicyclo[2.2.1]-heptane (51 mg, 0.168 mmol) was dissolved in ether (2 mL) and then 1M HCl in ether (1 mL) was added dropwise. The reaction was allowed to stir for 30 min at room temperature. The solvent was removed under reduced pressure and the remaining 2-*exo*-[5'-(2',3'-Dichloropyridinyl)]-7-azabicyclo[2.2.1]-heptane Hydrochloride was pumped overnight to give (52 mg, 89%) as a colorless solid.

mp 240-241 °C; Analytical Calculated for C₁₁H₁₃N₂Cl₃; C, 47.25; H, 4.69; N, 10.02; Found: C, 47.34; H, 4.76; N, 9.82.

2-*exo*-[5'-(2'-Chloro-3'-fluoropyridinyl)]-7-azabicyclo [2.2.1]-heptane (T3k)

To a solution of 7-*tert*-Butoxycarbonyl-2-*exo*-[5'-(3'-amino-2'-chloropyridinyl)]-7-azabicyclo[2.2.1]-heptane (59 mg, 0.182 mmol) in 70% HF-pyridine (1.1 mL) inside a plastic reaction vessel at 0°C was added sodium nitrite (100 mg, 1.4 mmol). Stirring continued for 30 min before being heated at 100°C for an additional 30 min. The mixture was then poured into a solution of 1:1 NH₄OH : H₂O(50 mL) and extracted with ethyl acetate. The combined organic layers were dried with magnesium sulfate, concentrated, then the residue was purified via flash chromatography using CHCl₃:CH₃OH:NH₄OH (45:9:1) to give 2-*exo*-[5'-(2'-Chloro-3'-Fluoropyridinyl)]-7-azabicyclo[2.2.1]-heptane (30 mg, 73%) as a colorless oil.

¹H NMR (CDCl₃) δ (ppm) 1.45-1.65 (m, 4H), 1.74 (br s, 1H), 1.91 (dd, *J* = 8.9, 12.2 Hz, 1H), 2.77 (dd, *J* = 4.8, 8.7 Hz, 1H), 3.57 (br s, 1H), 3.79 (br s, 1H), 7.75 (dd, *J*_{HF} = 1.9,

9.6 Hz, 1H), 8.09 (d, $J_{\text{HF}} = 1.5$ Hz, 1H); ^{13}C NMR (CDCl_3) δ (ppm) 30.27, 31.39, 40.48, 44.07, 56.26, 62.78, 123.47 ($J_{\text{CF}} = 18.8$ Hz), 136.15 ($J_{\text{CF}} = 21.2$ Hz), 143.59 ($J_{\text{CF}} = 4.8$ Hz), 144.10 ($J_{\text{CF}} = 2.5$ Hz), 154.69 ($J_{\text{CF}} = 260$ Hz).

2-*exo*-[5'-(2'-Chloro-3'-fluoropyridinyl)]-7-azabicyclo [2.2.1]-heptane (T3k)

Hydrochloride

2-*exo*-[5'-(2'-Chloro-3'-fluoropyridinyl)]-7-azabicyclo(2.2.1)-heptane (30 mg, 0.132 mmol) was dissolved in ether (2 mL) and then 1M HCl in ether (1 mL) was added dropwise. The reaction was allowed to stir for 30 min at room temperature. The solvent was removed under reduced pressure and the remaining 2-*exo*-[5'-(2'-Chloro-3'-fluoropyridinyl)]-7-azabicyclo[2.2.1]-heptane Hydrochloride was pumped overnight to give (31 mg, 89%) as a colorless solid.

mp 204-206 °C; Analytical Calculated for $\text{C}_{11}\text{H}_{13}\text{N}_2\text{FCl}_2$; C, 50.21; H, 4.98; N, 10.65; Found: C, 49.98; H, 4.94; N, 10.51.

2-*exo*-[5'-(2'-Chloro-3'-iodopyridinyl)]-7-azabicyclo[2.2.1]-heptane (T3m)

Hydrochloride

2-*exo*-[5'-(2'-Chloro-3'-iodopyridinyl)]-7-azabicyclo[2.2.1]-heptane (39 mg, 0.117 mmol) was dissolved in ether/methylene chloride (1 mL + 1 mL) and then 1M HCl in ether (1 mL) was added dropwise. The reaction was allowed to stir for 30 min at room temperature. The solvent was removed under reduced pressure and the remaining 2-*exo*-[5'-(2'-Chloro-3'-iodopyridinyl)]-7-azabicyclo[2.2.1]-heptane Hydrochloride was pumped overnight to give (42 mg, 97%) as a colorless solid.

mp 223-224 °C, Analytical Calculated for $\text{C}_{11}\text{H}_{13}\text{N}_2\text{ICl}_2$; C, 35.61; H, 3.53; N, 7.55; Found: C, 35.70; H, 3.59; N, 7.41.

2-*exo*-[5'-(2',3-Difluoropyridinyl)]-7-azabicyclo[2.2.1]-heptane (T3g)

A solution of 7-*tert*-Butoxycarbonyl-2-*exo*-[5'-(3'-amino-2'-fluoropyridinyl)]-7-azabicyclo[2.2.1]-heptane (69 mg, 0.224 mmol) in 70% HF-pyridine (2 mL) inside a plastic reaction vessel was allowed to stir at 0 °C for 15 min. Sodium nitrite (160 mg, 2.32 mmol) was then added in small portions and stirring continued at room temperature for 1 h. The

mixture was then poured into a solution of 1:1 $\text{NH}_4\text{OH} : \text{H}_2\text{O}$ (50 mL) and extracted with ethyl acetate. The combined organic layers were dried with magnesium sulfate, concentrated, then the residue was purified via flash chromatography using $\text{CHCl}_3:\text{CH}_3\text{OH}:\text{NH}_4\text{OH}$ (45:9:1) to give 2-*exo*-[5'-(2',3'-Difluoropyridinyl)]-7-azabicyclo[2.2.1]-heptane (27 mg, 57%) as a colorless oil.

^1H NMR (CDCl_3) δ (ppm) 1.5-1.8 (m, 5H), 1.91 (dd, $J = 8.9, 12.1$ Hz, 1H), 2.77 (dd, $J = 4.7, 8.8$ Hz, 1H), 3.56 (br s, 1H), 3.79 (br s, 1H), 7.79-7.88 (m, 2H); ^{13}C NMR (CDCl_3) δ (ppm) 30.31, 31.40, 40.59, 43.99, 56.25, 62.80, 125.70 ($J_{\text{CF}} = 12.3$ Hz), 139.70 ($J_{\text{CF}} = 5.2, 12.5$ Hz), 142.38 ($J_{\text{CF}} = 3.8$ Hz), 145.27 ($J_{\text{CF}} = 27.8, 260$ Hz), 150.48 ($J_{\text{CF}} = 13.9, 236$ Hz).

2-*exo*-[5'-(2',3'-Difluoropyridinyl)]-7-azabicyclo[2.2.1]-heptane (T3g) Hydrochloride

2-*exo*-[5'-(2',3'-Difluoropyridinyl)]-7-azabicyclo[2.2.1]-heptane (27 mg, 0.128 mmol) was dissolved in ether (2 mL) and then 1M HCl in ether (1 mL) was added dropwise. The reaction was allowed to stir for 30 min at room temperature. The solvent was removed under reduced pressure and the remaining 2-*exo*-[5'-(2',3'-Difluoropyridinyl)]-7-azabicyclo[2.2.1]-heptane Hydrochloride was pumped overnight to give (31 mg, 98%) as a colorless solid.

mp 227-228°C; Analytical Calculated for $\text{C}_{11}\text{H}_{13}\text{N}_2\text{F}_2\text{Cl}_2$; C, 53.56; H, 5.31; N, 11.36; Found: C, 53.33; H, 5.33; N, 11.12.

7-*tert*-Butoxycarbonyl-2-*exo*-[5'-(3'-Iodo-2'-fluoropyridinyl)]-7-azabicyclo[2.2.1]-heptane

A solution of 7-*tert*-Butoxycarbonyl-2-*exo*-[5'-(3'-amino-2'-fluoropyridinyl)]-7-azabicyclo[2.2.1]-heptane (105 mg, 0.540 mmol) in methylene iodide (2.0 mL) and isoamyl nitrite (1.0 mL) was allowed to stir at room temperature for 30 min. HI (.012 mL) was then added. After 24h the reaction was decanted into 1:1 $\text{NH}_4\text{OH} : \text{H}_2\text{O}$ and then extracted with chloroform 3X. The combined organic extracts were dried with sodium sulfate, concentrated, then the residue was purified by flash chromatography using 9:1 hexane:ethyl acetate as eluent to give 2-*exo*-[5'-(3'-iodo-2'-fluoropyridinyl)]-7-azabicyclo[2.2.1]-heptane (49 mg, 22%) as a colorless oil.

^1H NMR (CDCl_3) δ (ppm) 1.46 (s, 9H), 1.35-1.90 (m, 5H), 2.00 (dd, $J = 9.0, 12.4$ Hz, 1H), 2.85 (dd, $J = 4.8, 8.9$ Hz, 1H), 4.16 (br s, 1H), 4.39 (br s, 1H), 8.01 (s, 1H, pyridyl CH),

8.14 (dd, $J_{\text{HF}} = 2.0, 8.0$ Hz, 1H); ^{13}C NMR (CDCl_3) δ (ppm) 28.27 (3C), 28.70, 29.60, 40.39, 44.37, 55.82, 61.80, 80.02, 140.82 ($J_{\text{CF}} = 5.0$ Hz), 145.62 ($J_{\text{CF}} = 13$ Hz), 148.48, 154.89, 158.91, 162.62.

2-*exo*-[5'-(3'-Iodo-2'-fluoropyridinyl)]-7-azabicyclo[2.2.1]-heptane (T3i)

A solution of 7-*tert*-Butoxycarbonyl-2-*exo*-[5'-(3'-Iodo-2'-fluoropyridinyl)]-7-azabicyclo[2.2.1]-heptane (49 mg, 0.117 mmol) in methylene chloride (2.0 mL) was stirred at 0°C for 15 min. Trifluoroacetic acid (2.0 mL) was then added and allowed to stir at room temperature for 30 min. The reaction was then decanted into a saturated NaHCO_3 solution and extracted with chloroform 3X. The combined organic extracts were dried with sodium sulfate, concentrated, then the residue was purified by flash chromatography using $\text{CHCl}_3:\text{CH}_3\text{OH}:\text{NH}_4\text{OH}$ (45:9:1) as eluent to give 2-*exo*-[5'-(3'-Iodo-2'-fluoropyridinyl)]-7-azabicyclo[2.2.1]-heptane (33 mg, 89%) as a colorless oil.

^1H NMR (CDCl_3) δ (ppm) 1.4-1.75 (m, 5H), 1.89 (dd, $J = 9.0, 12.1$ Hz, 1H), 3H), 2.71 (dd, $J = 4.9, 8.8$ Hz, 1H), 3.55 (br s, 1H), 3.79 (br s, 1H), 8.03 (s, 1H, pyridyl CH), 8.33 (dd, $J = 2.1, 8.2$ Hz, 1H, pyridyl CH); ^{13}C NMR (CDCl_3) δ (ppm) 30.30, 31.43, 40.56, 43.93, 56.28, 62.72, 142.09 ($J = 4.9$ Hz), 145.67 ($J = 12.9$ Hz), 149.03, 158.73, 162.44.

2-*exo*-[5'-(3'-Iodo-2'-fluoropyridinyl)]-7-azabicyclo[2.2.1]-heptane (T3i) Hydrochloride

2-*exo*-[5'-(2'-Fluoro-3'-iodopyridinyl)]-7-azabicyclo[2.2.1]-heptane (33 mg, 0.128 mmol) was dissolved in ether (2 mL) and then 1M HCl in ether (1 mL) was added dropwise. The reaction was allowed to stir for 30 min at room temperature. The solvent was removed under reduced pressure and the remaining 2-*exo*-[5'-(2'-Fluoro-3'-iodopyridinyl)]-7-azabicyclo[2.2.1]-heptane Hydrochloride was pumped overnight to give (36 mg, 98%) as a colorless solid.

mp 238-240 °C; Analytical Calculated for $\text{C}_{11}\text{H}_{13}\text{N}_2\text{IFCl}$; C, 37.26; H, 3.70; N, 7.90; Found: C, 37.42; H, 3.71; N, 7.78.

Experimental Procedures for Scheme 1 shown in Figure 12

2-Amino-5-iodo-4-picoline (2)

Compound 1 (27.0 g, 0.25 mol) was mixed with periodic acid (11.4 g, 0.050 mol),

HOAc (150 mL), H₂SO₄ (4.5 mL) and H₂O (30 mL). Iodine (25.4 g (0.10 mol) was added and the reaction mixture was stirred at 80° C for 4 h. The mixture was cooled and poured into H₂O containing 40 g of Na₂S₂O₃. The reaction mixture was decanted from a reddish oil and the filtrate was basified with 50% NaOH. The resulting solids were extracted with diethyl ether (2 x 300 mL). The ether layer was separated, dried (Na₂SO₄) and concentrated. The solids were recrystallized from EtOH/H₂O to afford **2** (41.8 g, 71%) as a tan solid; ¹H NMR (CDCl₃) δ 2.23 (s, 3H), 4.35 (br s, 2H), 6.46 (s, 1H), 8.27 (s, 1H). Anal. (C₆H₇IN₂) C, H, N.

Compound (3)

To **2** (29.6 g, 0.13 mol) in acetone (200 mL) was added meta-chloroperbenzoic acid (50-55%, 48.3 g) in acetone (100 mL). The reaction was stirred at room temperature for 90 min and then concentrated in vacuo. The residue was taken up in CHCl₃ and stirred while adding 2M ethereal HCl (100mL). The mixture was filtered and the salt was recrystallized from EtOH/diethyl ether to yield **3** (30.8 g, 85%) as a tan solid: mp 198-200 °C; ¹H NMR (DMSO-*d*₆) δ 2.34(s, 3H), 7.08 (s, 1H), 8.39 (br s, 3H), 8.74 (s, 1H). Anal. (C₆H₈ClIN₂O) C, H, N.

2-Acetamido-4-chloromethyl-5-iodopyridine (4)

Acetic anhydride (2.4 g, 0.023 mol) was added to a heterogeneous mixture of **3** (3.0 g, 0.0105 mol) in dioxane (50 mL). The reaction was stirred at reflux for 17 h. The dark brown mixture was concentrated in vacuo and the residue was partitioned between 5% NaHCO₃ and CH₂Cl₂. The organic layer was separated, washed with brine, separated, dried (Na₂SO₄) and concentrated. The residue was taken up in EtOAc and ran through a plug of silica gel. The filtrate was concentrated to get 2.9 g of a tan solid. The crude product was purified by flash chromatography on silica gel using 75% hexane/acetone), as the eluent, to yield **4** (1.81 g, 56%) as a beige solid: mp 173-174 °C; ¹H NMR (CDCl₃) δ 2.22 (s, 3H), 4.57 (s, 2H), 7.98 (br s, 1H), 8.37 (s, 1H), 8.50 (s, 1H). Anal. (C₈H₈ClIN₂O) C, H, N.

7-azabicyclo[2.2.1]hept-2-ene (5)

To 7-(*tert*-Butoxycarbonyl)-7-azabicyclo[2.2.1]hept-2-ene¹ (C4b; 3.9 g, 0.02 mol) in CHCl₃ (150 mL) was added iodotrimethylsilane (4.84 g, 0.024 mol). The mixture was stirred

at room temperature for 1 h. The reaction was quenched with MeOH (3.1 g, 0.097 mol) and concentrated. The residue was triturated with ether to give **5** (3.26 g, 73%) as a tan solid: mp 184-185 °C; ¹H NMR (CDCl₃) δ 1.45 (dd, 2H), 2.42 (m, 2H), 4.90 (s, 2H), 6.40 (s, 2H), 7.95 (br s, 1H). Anal. (C₆H₁₀IN) C, H, N.

Compound (6)

To NaOMe (0.26 g, 0.0045 mol) in MeOH (50 mL) was added **5** (1.0 g, 0.0045 mol) followed by compound **4** (1.29 g, 0.0044 mol). The reaction was stirred at reflux for 18 h then concentrated in vacuo. The solid residue was triturated with CHCl₃, filtered and concentrated. The solids were purified by silica gel column chromatography using EtOAc/hexane (1:1) eluent to give **6** (0.50 g, 43%) as a beige solid: mp 130-132 °C; ¹H NMR (CDCl₃) δ 1.03 (m, 2H), 1.93 (d, 2H), 2.20 (s, 3H), 3.34 (s, 2H), 3.88 (s, 2H), 6.05 (s, 2H), 8.00 (s, 1H), 8.34 (s, 1H), 8.44 (s, 1H). Anal. (C₁₄H₁₆IN₃O) C, H, N.

Compound (7)

To DMF (10 mL) in a closed reaction vessel was added compound **6**, (1.60 g, 0.0043 mol), KO₂CH (0.36 g, 0.0043 mol), tetrabutylammonium chloride (0.31 g, 0.0043 mol), and palladium(II)acetate (0.047 g, 0.00021 mol). The reaction was stirred at 90 °C for 19 h, cooled, brine (100 mL) and EtOAc (100 mL) were added followed by NH₄OH (50 mL). The mixture was filtered; the organic layer was separated, washed with brine, dried (Na₂SO₄) and concentrated to give solids. The solids were purified by silica gel column chromatography using 80 CMA (CHCl₃:CH₃OH:NH₄OH/40:9:1):hexane:EtOAc (2:1:1) as the eluent to afford **7** (0.45 g, 45%) as a beige solid: mp 204-205 °C; ¹H NMR (CDCl₃) δ 1.34 (m, 1H), 1.48 (m, 2H), 1.88 (m, 3H), 2.18 (s, 3H), 2.87 (d, 1H), 3.09 (d, 1H), 3.48 (t, 1H), 3.95 (d, 1H), 4.38 (d, 1H), 7.92 (s, 1H), 7.99 (s, 1H), 8.45 (br s, 1H). Anal. (C₁₄H₁₇N₃O·1/3H₂O) C, H, N.

Compound (8)

Compound **7** (1.10 g, 0.0045 mol) was stirred at reflux in 3N HCl (400 mL) for 7 h. The reaction was cooled, basified with solid NaOH and extracted with CHCl₃ (2 x 200 mL), washed with brine, separated and dried (Na₂SO₄) to yield **8** (0.82 g, 90%) as a cream colored

solid: mp 149-152 °C; mp (HCL salt): 283-286 °C; ¹H NMR (base, CDCl₃) δ 1.46-1.88 (m, 6H), 2.81 (d, 1H), 3.07 (d, 1H), 3.44 (t, 1H), 3.84 (d, 1H), 4.23 (d, 1H), 4.29 (br s, 2H), 6.24 (s, 1H), 7.68 (s, 1H). Anal. (Di-HCl salt) (C₁₂H₁₇ClN₃·H₂O) C, H, N.

Compound (9)

NaNO₂ (3.1 g, 0.045 mol) was added to compound **8** (0.65 g, 0.0032 mol) in 12N HCl (20 mL) at ice bath temperatures. The reaction was stirred at ice bath temperatures for 30 min then at room temperature for 2 h. The mixture was added to NH₄OH (40 mL), extracted with CHCl₃ (2 x 100 mL), separated, dried (Na₂SO₄) and concentrated. The residue was purified by silica gel column chromatography using 80 CMA:

(CHCl₃:CH₃OH:NH₄OH/40:9:1) hexane:EtOAc (2:1:1) as the eluent to afford **9** (0.20 g, 28%) as a beige solid: mp 138-139 °C; ¹H NMR (CDCl₃) δ 1.34-1.95 (m, 6H), 2.92 (d, 1H), 3.08 (d, 1H), 3.49 (t, 1H), 3.98 (d, 1H), 4.31 (d, 1H), 7.04 (s, 1H), 8.00 (s, 1H). Anal. (C₁₂H₁₃ClN₂) C, H, N.

¹Brieady, L.E.; Liang, F.; Abraham, P.; Lee, J.R.; Carroll, F.I. New Synthesis of 7-(*tert*-Butoxycarbonyl)-7-azabicyclo[2.2.1]hept-2-ene. A Key Intermediate in the Synthesis of Epibatidine and Analogs. *Tet. Letters*. 1998, 39, 5321-5322.

Experimental Procedures for Scheme 2 shown in Figure 13

2-Amino-5-iodo-6-picoline (11)

Compound 11 was prepared as shown in Scheme 1 to afford a 49% yield of solids: mp 100-102 °C; ¹H NMR (CDCl₃) δ 2.54 (s, 3H), 4.54 (br s, 2H), 6.17 (d, 1H), 7.66 (d, 1H).

Compound (12)

The title compound was prepared following the same procedure as shown in Scheme 1 to yield a copper colored solid. NMR consistent for assigned structure.

2-Acetamido-6-chloromethyl-5-iodopyridine (13)

The same procedure as in Scheme 1 afforded an 82% yield of **13**; ¹H NMR (CDCl₃) δ

2.21 (s, 3H), 4.71 (s, 2H), 7.91 (br s, 1H), 7.94 (s, 1H), 8.04 (d, 1H).

Compound (14)

The same procedure as in Scheme 1 gave an 81% yield of **14**. $^1\text{H NMR}$ (CDCl_3) δ 0.96 (d, 2H), 1.82 (d, 2H), 2.10 (s, 3H), 3.55 (s, 2H), 3.91 (s, 2H), 6.04 (s, 2H), 7.82 (d, 1H), 7.98 (d, 1H), 8.84 (br s, 1H).

Compound (15)

The same procedure as in Scheme 1 gave a 43% yield of **15**; $^1\text{H NMR}$ (CDCl_3) δ 1.33 (m, 1H), 1.51 (m, 2H), 1.88 (m, 3H), 2.16 (s, 3H), 2.86 (d, 1H), 3.18 (d, 1H), 3.53 (t, 1H), 3.89 (d, 1H), 4.28 (d, 1H), 7.24 (d, 1H), 7.87 (d, 1H), 8.61 (br s, 1H).

Compound (16)

The same procedure as in Scheme 1 afforded 61% yield of **16** as a white solid: mp (HCl salt) 201-206 $^\circ\text{C}$; $^1\text{H NMR}$ (base, CDCl_3) δ 1.29-1.86 (m, 6H), 2.73 (d, 1H), 3.16 (d, 1H), 3.49 (t, 1H), 3.85 (d, 1H), 4.26 (d, 1H), 4.29 (br s, 2H), 6.21 (d, 1H), 7.01 (d, 1H). Anal. (Di-HCl salt) ($\text{C}_{12}\text{H}_{17}\text{ClN}_3 \cdot 1\frac{3}{4}\text{H}_2\text{O}$) C, H, N.

Compound (17)

The same procedure as in Scheme 1 gave a 32% yield of **17** as a white solid: mp 127-129 $^\circ\text{C}$; $^1\text{H NMR}$ (CDCl_3) δ 1.33-1.89 (m, 6H), 2.88 (d, 1H), 3.17 (d, 1H), 3.54 (t, 1H), 3.98 (d, 1H), 4.41 (d, 1H), 7.04 (d, 1H), 7.21 (d, 1H). Anal. ($\text{C}_{12}\text{H}_{13}\text{ClN}_2 \cdot 1/4\text{H}_2\text{O}$) C, H, N.

Experimental Procedures for Scheme 3 shown in Figure 14

Compound (20)

To DMF (20 mL) in a closed reaction vessel was added compound **18** (2.0 g, 0.018 mol), compound **19** (7.9 g, (0.036 mol), KO_2CH (3.0 g, 0.036 mol), tetrabutylammonium chloride (1.3 g, 0.0045 mol), and palladium (II)acetate (0.26 g, 0.0012 mol). The reaction was stirred at 110 $^\circ\text{C}$ for 24 h, cooled, then brine (100 mL) and EtOAc (100 mL) were added.. The mixture was filtered; the organic layer was separated, washed with brine, dried (Na_2SO_4) and concentrated to give an orange oil. The oil was purified by silica gel chromatography using

80 CMA: (CHCl₃:CH₃OH:NH₄OH/40:9:1) hexane: EtOAc, then 80 CMA:EtOAc as eluents to afford **3** (3.0 g, 82%) as a white solid: mp 159-160 °C; ¹H NMR (MeOD) δ 1.33-2.07 (m, 8H), 2.60 (m, 1H), 4.12 (m, 1H), 6.53 (d, 2H), 7.35 (dd, 2H), 7.73 (d, 1H). Anal. (C₁₂H₁₆N₂O·1/4H₂O) C, H, N.

Compound (21)

Compound **20** (4.0 g, 0.019 mol) was added to ice-chilled 12N HCl (60 mL) followed by NaNO₂ (24.3 g, 0.35 mol) in portions over a 40 min period. The reaction was removed from the ice bath and allowed to stir at room temperature for 1 h then added to NH₄OH (300 mL). The mixture was extracted with CHCl₃, dried (Na₂SO₄) and concentrated in vacuo to yield **4** (3.84 g, 73%) as an orange oil. A C, H, N analytical sample was prepared by dissolving the free base in ether and adding ethereal HCl to give a light yellow solid: mp 114-115 °C; ¹H NMR (CDCl₃, base) δ 1.36-2.20 (m, 8H), 2.76 (m, 1H), 4.21 (s, 1H), 7.24 (d, 1H), 7.50 (dd, 1H), 8.23 (d, 1H). Anal. (C₁₂H₁₅ClNO·1/4H₂O) C, H, N.

Compound (22)

To SO₃·pyridine complex (2.2 g, 0.014 mol) in DMSO was added compound **21** (1.04 g, 0.0046 mol) and Et₃N (1.4 g, 0.014 mol) in a water bath (8-10 °C). The reaction was stirred for 2.5 h, added to brine (300 mL), and extracted with EtOAc. The EtOAc layer was separated, dried (Na₂SO₄) and concentrated to give an orange oil. The oil was purified by silica gel chromatography using 70% hexane/EtOAc to yield **5** (0.51 g, 50%) as a white solid: mp 63-64 °C; ¹H NMR (CDCl₃) δ 1.66-2.27 (m, 8H), 3.06 (m, 1H), 7.25 (d, 1H), 7.43 (dd, 1H), 8.19 (d, 1H). Anal. (C₁₂H₁₂ClNO) C, H, N.

Compound (23)

Compound **22** (1.5 g, 0.0067 mol) and benzylamine (0.73 g, 0.0067 mol) were dissolved in benzene (120 mL) and heated to reflux in a Dean Stark trap for 68 h. The reaction mixture was concentrated to give an orange oil. This oil was dissolved in MeOH (15 mL) and NaCNBH₃ (0.30g, 0.005 mol) in MeOH (15 mL) was then added. The reaction was stirred for 21 h and 6N HCl was added until acid to litmus paper. The mixture was concentrated in vacuo and the residue was partitioned between 5N NaOH/EtOAc. The

organic layer was separated, dried (Na_2SO_4), and concentrated to give an oil which was chromatographed on silica gel using 95% toluene/EtOAc as the eluent to afford **6** (1.17 g, 55%) as a colorless oil. A C,H,N analytical sample was prepared by dissolving the free base in ether and adding ethereal HCl to give solids which were crystallized from MeOH/EtOAc mixtures to afford a white solid: mp 232-234 °C; ^1H NMR ($\text{DMSO}-d_6$) δ 1.35-1.62 (m, 5H), 2.13 (m, 2H), 2.34 (m, 1H), 3.09 (m, 3H), 4.04 (m, 2H), 7.39-7.49 (m, 6H), 7.90 (d, 1H), 8.45 (s, 1H), 8.73 (br s, 1H), 9.03 (br s, 1H). Anal. ($\text{C}_{19}\text{H}_{22}\text{Cl}_2\text{N}_2$) C, H, N.

Compound (24)

In the chromatography of **23**, compound **24** (0.070 g, 4%) was also isolated as an oil. The oil was converted to its HCl salt: mp 246-249 °C; ^1H NMR (base, CDCl_3) δ 1.29-1.32 (m, 3H), 1.56 (m, 1H), 1.70- 1.96 (m, 3H), 2.10 (s, 2H), 2.65 (m, 1H), 2.96 (s, 1H), 3.67 (s, 2H), 7.09-7.32 (m, 7H), 8.13 (s, 1H).

Compound (25)

Compound **22** (1.96 g, 0.009 mol), $\text{NH}_2\text{OH HCl}$ (1.0 g, 0.015 mol) and K_2CO_3 (2.1 g, 0.015 mol) were stirred in EtOH (75 mL) at 35 °C for 17 h. The reaction was concentrated and the residue was partitioned between EtOAc/ H_2O . The organic layer was separated, washed with brine, separated, dried (Na_2SO_4) and concentrated to get solids. The solids were recrystallized from MeOH/ H_2O mixtures to give **25** (1.90 g, 89%) as a white solid: mp 162-163 °C; ^1H NMR (CDCl_3) δ 1.58-1.68 (m, 3H), 1.93 (m, 2H), 2.12 (m, 1H), 2.63 (m, 1H), 2.95 (m, 1H), 3.33 (m, 1H), 7.44 (d, 1H), 7.56 (d, 1H), 8.24 (s, 1H). Anal. ($\text{C}_{12}\text{H}_{13}\text{ClN}_2\text{O}$) C, H, N.

Compound (26)

Compound **22** (2.0 g, 0.009 mol), $\text{CH}_3\text{ONH}_2 \text{HCl}$ (1.2 g, 0.0145 mol) and K_2CO_3 (2.0 g, 0.0145 mol) were stirred in EtOH (80 mL) at 40 °C for 24 h. The reaction was concentrated and the residue was partitioned between EtOAc/ H_2O . The organic layer was separated, washed with brine, separated, dried (Na_2SO_4) and concentrated to produce compound **26** (1.90 g, 84%) as a yellow oil. The oil was converted to its HCl salt: mp 97-99 °C; ^1H NMR (base, CDCl_3) δ 1.57-2.12 (m, 6H), 2.61 (m, 1H), 2.93 (m, 1H), 3.12 (m, 1H), 7.25 (d, 1H),

7.52 (d, 1H), 8.22 (s, 1H). Anal. ($C_{13}H_{16}Cl_2N_2O$) C, H, N.

Compound (27)

Diborane (1M, 19.2 mL, 0.0192 mol) was added to an ice chilled solution of compound **26** (1.2 g, 0.0048 mol) in THF (15 mL). After addition removed ice bath and heated reaction at reflux for a period of 2 h. Reaction mixture was then chilled to 0 °C and H₂O (5 mL) and 25% NaOH (5 mL) were added. The mixture was refluxed for 1 h and concentrated in vacuo. The residue was partitioned between brine and ether. The ether layer was separated, dried (Na₂SO₄) and concentrated to yield a yellow oil. The oil was purified by silica gel column chromatography using 90%CH₂Cl₂/MeOH as eluent to afford **27** (0.40 g, 32%) as an oil. The oil was converted to its HCl salt: mp 222-223 °C; ¹H NMR (DMSO-*d*₆) δ 1.35 (m, 2H), 1.72 (m, 2H), 2.09 (m, 2H), 2.31 (m, 1H), 2.85 (s, 1H), 2.85 (t, 1H), 3.03 (m, 1H), 7.44 (d, 1H), 7.79 (d, 1H), 7.96 (br s, 3H), 8.35 (s, 1H).

Anal. ($C_{12}H_{16}Cl_2N_2O$) C, H, N.

Compound (28)

Compound **22** (1.0 g, 0.0045 mol) was dissolved in MeOH (15 mL) and NaCNBH₃ (0.21g, 0.0034 mol) in MeOH (15 mL) was then added. The reaction was stirred for 17 h and 6N HCl was added until acid to litmus paper. The organic layer was separated, dried (Na₂SO₄), and concentrated to give an oil which was partitioned between 5N NaOH/EtOAc. The organic layer was separated, dried (Na₂SO₄), and concentrated to give an oil which was chromatographed on silica gel using 70%hexane/EtOAc as eluent to afford **28** (0.28 g, 28%) as a white solid; mp 97-99 °C; ¹H NMR (CDCl₃) δ 1.21-2.28 (m, 8H), 2.87 (m, 1H), 4.12 (s, 1H), 7.19 (d, 1H), 7.74 (dd, 1H), 8.31 (s, 1H). Anal. ($C_{12}H_{14}ClNO$) C, H, N.

^a Story, P. 7-Substituted Norbornadienes. *J.Org.Chem.* 1961, 26, 287-290.

Experimental Procedures for Scheme 4 shown in Figure 15

Compound (29)

To DMF (10 mL) in a closed reaction vessel was added compound **2**, (3.60 g, 0.015 mol), compound C4b (1.5 g, 0.0077 mol), KO₂CH (1.30 g, 0.015 mol), tetrabutylammonium

chloride (0.53 g, 0.0019 mol), and palladium(II)acetate (0.094 g, 0.00042 mol). The reaction was stirred at 120 °C for 17 h, cooled, EtOAc (200 mL) was added followed by NH₄OH (200 mL). The organic layer was separated, washed with brine, dried (Na₂SO₄) and concentrated to give solids. The solids were purified by silica gel column chromatography using 80%EtOAc/MeOH as eluent to yield **29** (0.25 g, 11%) as a tan solid. NMR was consistent for assigned structure.

Compound (30)

NaNO₂ (5.3 g, 0.077 mol) was added to compound **29** (1.30 g, 0.0043 mol) in 12N HCl (14 mL) at ice bath temperatures. The reaction was stirred at ice bath temperatures for 30 min then at room temperature for 2 h. The mixture was added to NH₄OH (75 mL), extracted with CHCl₃ (2 x 100 mL), separated, dried (Na₂SO₄) and concentrated. The residue was purified by silica gel column chromatography using 80 CMA (CHCl₃:CH₃OH:NH₄OH/40:9:1):hexane:EtOAc (2:1:1) as the eluent to afford **30** (0.35 g, 40%) as an orange oil. The HCl salt was prepared by dissolving the free base in ether and adding ethereal HCl to give solids which were crystallized from MeOH/EtOAc mixtures to yield **30** as a white solid: mp 120-122 °C; ¹H NMR (CDCl₃, free base) δ 1.51-1.69 (m, 6H), 1.92 (m, 1H), 2.87 (m, 1H), 3.70 (m, 1H), 3.81 (m, 1H), 7.02 (s, 1H), 8.39 (s, 1H). (C₁₂H₁₆Cl₂N₂ · 1 1/4 H₂O) C, H, N.

Experimental Procedures for Scheme 5 shown in Figure 16

Compound (32)

Compound **32** was prepared following the same procedures as shown in Scheme 4 (Figure 15) to yield **32** (31% from **31**) as a white solid: mp 75-80 °C; ¹H NMR (CDCl₃, free base) δ 1.62 (m, 6H), 1.92 (dd, 1H), 2.49 (s, 3H), 2.86 (dd, 1H), 3.62 (m, 1H), 3.78 (t, 1H), 7.09 (d, 1H), 7.78 (d, 1H). (C₁₂H₁₆Cl₂N₂ · 3/4 H₂O) C, H, N.

7-tert-Butoxycarbonyl-2-exo-[5'-(3'-iodo-2'-aminopyridinyl)]-7-azabicyclo[2.2.1]-heptane (33)

To a resealable reaction vessel containing DMF (16 mL) was added 7-tert-

Butoxycarbonyl-7-azabicyclo[2.2.1]-hept-2-ene (796 mg, 4.08 mmol), 2-amino-3,5-diiodopyridine (2.91 g, 8.41 mmol), Pd(OAc)₂ (55 mg, 0.24 mmol), n-butyl ammonium chloride (284 mg, 1.02 mmol), and potassium formate (690 mg, 8.2 mmol). The reaction tube was sealed under nitrogen, placed into an 85 °C oil bath, and let stir for 16 h. The reaction was then diluted with ethyl acetate, filtered through a celite pad, then the organics were extracted with 1:1 NH₄OH : H₂O (150 mL). The combined organic extracts were dried with sodium sulfate, concentrated, then the residue was purified by flash chromatography using 1:9 triethylamine : diethyl ether to yield 7-*tert*-Butoxycarbonyl-2-*exo*-[5'-(3'-iodo-2'-aminopyridinyl)]-7-azabicyclo[2.2.1]-heptane (0.108 g, 6%) as a colorless solid.

mp °C; ¹H NMR (CDCl₃) δ (ppm) 1.48 (s, 9H), 1.50-1.60 (m, 2H), 1.70-1.90 (m, 4H), 2.62 (dd, *J* = 5.3, 8.6 Hz, 1H), 4.34 (br s, 1H), 4.38 (br s, 1H), 4.71 (br s, 2H), 7.69 (s, 1H, pyridyl CH), 8.09 (s, 1H, pyridyl CH); ¹³C NMR (CDCl₃) δ (ppm) 28.3 (3C), 29.8, 31.3, 37.2, 43.6, 55.4, 59.4, 80.2, 125.8, 142.3, 151.2, 154.0, 155.1.

2-*exo*-[5'-(3'-Iodo-2'-aminopyridinyl)]-7-azabicyclo[2.2.1]-heptane (34)

A solution of 7-*tert*-Butoxycarbonyl-2-*exo*-[5'-(3'-iodo-2'-aminopyridinyl)]-7-azabicyclo[2.2.1]-heptane (85 mg, 0.205 mmol) in methylene chloride (1.0 mL) and trifluoroacetic acid (1.0 mL) was allowed to stir at room temperature for 30 min. The reaction was then decanted into a saturated K₂CO₃ solution and extracted with methylene chloride 3X. The combined organic extracts were dried with sodium sulfate, concentrated, then the residue was purified by flash chromatography using (CHCl₃:CH₃OH:NH₄OH/45:9:1) as eluent to give 2-*exo*-[5'-(3'-Iodo-2'-aminopyridinyl)]-7-azabicyclo[2.2.1]-heptane (45 mg, 70%) as a colorless solid.

mp 120-121 °C; ¹H NMR (CD₃OD) δ (ppm) 1.4-1.8 (m, 1H), 1.90 (dd, *J* 8.9, 11.7 Hz, 1H), 2.66 (dd, *J* = 5.4, 8.7 Hz, 1H), 3.30 (br s, 1 NH), 3.64 (br s, 1H), 3.68 (br s, 1H), 4.87 (s, 2H), 7.59 (s, 1H, pyridyl CH), 7.90 (s, 1H, pyridyl CH); ¹³C NMR (CD₃OD) δ (ppm) 28.3, 30.3, 37.6, 44.6, 57.5, 60.3, 122.5, 127.5, 143.4, 150.7, 157.3. Analytical Calculated for C₁₁H₁₄N₃I: C, 41.92; H, 4.48; N, 13.33; Found: C, 41.48; H, 4.49; N, 12.81.

Additional Synthetic Examples

7-*tert*-Butoxycarbonyl-2-*p*-tolylsulfonyl-7-azabicyclo[2.2.1]-hepta-2,5-diene

A stirred solution of *p*-tolylsulfonylacetylene (30.11 g, 167.1 mmol) in *N*-*tert*-butoxycarbonyl-pyrrole (49.79 g, 298 mmol) was heated to 75 °C under nitrogen. After 5 days the tarry mixture was purified by flash chromatography over silica gel with 4:1 hexane:ethyl acetate to give 7-*tert*-Butoxycarbonyl-2-*p*-tolylsulfonyl-7-azabicyclo[2.2.1]-hepta-2,5-diene (37.64 g, 64%) as a white solid.

mp 94 - 99 °C; ¹H NMR (CD₃OD) δ (ppm) 1.24 (s, 9H), 1.33 (s, 9H), 2.43 (s, 3H), 5.15 (d, *J* = 14.8 Hz, 1H), 5.36 (dd, *J* = 1.8, 14.2 Hz, 1H), 6.90 (m, 2H, alkenyl CH), 7.44 (d, *J* = 7.2, 2H Aromatic), 7.67 (d, *J* = 12.4, 1H, alkenyl CH), 7.76 (d, *J* = 7.2 Hz, 2H Aromatic); ¹³C NMR (CD₃OD) δ (ppm) 21.7, 28.2 (9C), 68.3, 69.2, 82.6, 129.3, 131.4, 137.0, 142.8, 144.0, 144.4, 146.7, 153.7, 154.8, 155.5, 160.5; Analytical Calculated for C₁₈H₂₁O₄NS: C, 62.22; H, 6.09; N, 4.03; Found: C, 62.13; H, 6.09; N, 3.96.

7-*tert*-Butoxycarbonyl-2-*p*-tolylsulfonyl-7-azabicyclo[2.2.1]-hept-2-ene (C3b)

To a stirred solution of nickel (II) acetate tetrahydrate (161 g, 647 mmol) in ethanol (400 mL) was added dropwise a solution of sodium borohydride (24.6 g, 1.54 mol) in ethanol (500 mL). This mixture was cooled to 0 °C and a solution of 7-*tert*-Butoxycarbonyl-2-*p*-tolylsulfonyl-7-azabicyclo[2.2.1]-hepta-2,5-diene (44.49 g, 128 mmol) in THF (300 mL) was added. Concentrated HCl (100 mL) was next added and the mixture allowed to stir overnight. After quenching the reaction with sodium bicarbonate, the mixture was filtered over a celite pad and extracted several times with ethyl acetate. The combined organic layers were dried with sodium sulfate, concentrated, then purified by flash chromatography with 4:1 hexane:ethyl acetate to give 7-*tert*-Butoxycarbonyl-2-*p*-tolylsulfonyl-7-azabicyclo[2.2.1]-hept-2-ene (32.57 g, 73%) as a colorless solid.

mp 144-147 °C; ¹H NMR (CDCl₃) δ (ppm) 1.21 (s, 9H), 1.1-1.5 (m, 3H), 1.9-2.1 (m, 2H), 2.44 (s, 3H), 4.76 (br s, 1H), 4.82 (br s, 1H), 7.05 (s, 1H, alkenyl CH), 7.36 (d, *J* = 7.2, 2H Aromatic), 7.81 (d, *J* = 7.2 Hz, 2H Aromatic); ¹³C NMR (CDCl₃) δ (ppm) 21.5, 24.5(2C), 27.7 (9C), 60.6, 61.6, 80.6, 127.9 (2C), 129.9 (2C), 136.7, 144.7, 148.7, 154.7; Analytical Calculated for C₁₈H₂₃O₄NS: C, 61.87; H, 6.63; N, 4.01; Found: C, 61.91; H, 6.66; N, 4.08.

7-*tert*-Butoxycarbonyl-7-azabicyclo[2.2.1]-hept-2-ene (C4b)

A 2.5% Na amalgam was prepared by adding sodium (15.1 g, 657 mmol) slices to mercury (56 mL, 3.77 mol). This amalgam was added in portions to a vigorously stirring solution of NaH_2PO_4 (24.4 g, 203 mmol) and Na_2HPO_4 (28.9 g, 203 mmol) in a 1:1 *tert*-butanol:ethyl acetate mixture (100 mL). A solution of 7-*tert*-Butoxycarbonyl-2-*p*-tolylsulfonyl-7-azabicyclo[2.2.1]-hepta-2-ene (14.22 g, 40.7 mmol) in a 1:1 *tert*-butanol-ethyl acetate mixture (200 mL) was added to the stirring mixture at 0°C. After stirring for 24 h the mixture was decanted into a separatory funnel and extracted with ethyl acetate. The remaining mercury was washed thoroughly with ethyl acetate. The combined organic layers were dried with sodium sulfate, concentrated, then purified by flash chromatography with 4:1 hexane:ethyl acetate to provide 7-*tert*-Butoxycarbonyl-7-azabicyclo[2.2.1]hept-2-ene (3.56 g, 45% based on recovered starting material) as a colorless oil.

^1H NMR (CDCl_3) δ (ppm) 0.97 (d, $J = 8\text{ Hz}$, 2H), 1.29 (s, 9H), 1.72 (d, $J = 9.2\text{ Hz}$, 2H), 4.53 (s, 2H), 6.08 (s, 2H, alkenyl CH); ^{13}C NMR (CDCl_3) δ (ppm) 23.19, 23.92, 27.99(3C), 59.35(2C), 79.36, 133.99, 134.77, 154.94.

5-Iodo-2-aminopyridine

To a mixture of 2-aminopyridine (47.2 g, 500 mmol), periodic acid dehydrate (23.0 g, 101 mmol), acetic acid (300 mL), water (70 mL), and sulfuric acid (9 mL) was added iodine crystals (51 g, 201 mmol). The mixture was allowed to heat at 80°C for 8 h. The reaction was then poured into a solution of $\text{Na}_2\text{S}_2\text{O}_3$ and extracted 3X with ether. The ether extracts were then washed with dilute NaOH and saturated NaCl, dried with potassium carbonate, and concentrated. The residue was purified by flash chromatography using 4:1 hexane-ethyl acetate as eluent to provide 5-Iodo-2-aminopyridine (32.6 g, 29%) as a colorless solid.

^1H NMR (CDCl_3) δ (ppm) 4.45 (br s, 2H), 6.30 (d, $J = 8.4\text{ Hz}$, 1H), 7.57 (dd, $J = 2.4, 8.8\text{ Hz}$, 1H), 8.17 (d, $J = 2.4\text{ Hz}$, 1H); ^{13}C NMR (CDCl_3) δ (ppm) 77.7, 110.8, 145.2, 153.7, 157.3.

7-*tert*-Butoxycarbonyl-2-*exo*-[5'-(2'-Aminopyridinyl)]-7-azabicyclo[2.2.1]-heptane (C8)

To a resealable reaction vessel containing DMF (40 mL) was added 7-*tert*-Butoxycarbonyl-7-azabicyclo[2.2.1]-hept-2-ene (2.317 g, 11.87 mmol), 2-amino-5-

iodopyridine (5.23 g, 23.8 mmol), Pd(OAc)₂ (142 mg, 0.63 mmol), n-butyl ammonium chloride (830 mg, 2.98 mmol), and potassium formate (1.96 g, 23.3 mmol). The reaction tube was sealed under nitrogen, placed into an 80 °C oil bath, and let stir for 16 h. The reaction was then diluted with ethyl acetate, filtered through a celite pad, then the organics were extracted with 1:1 NH₄OH: H₂O (200 mL). The combined organic extracts were dried with magnesium sulfate, concentrated, then the residue was purified by flash chromatography using 1:2 hexane : ethyl acetate to yield 7-*tert*-butoxycarbonyl-2-*exo*-[5'-(2'-Aminopyridinyl)]-7-azabicyclo[2.2.1]-heptane (3.101 g, 89%) as a colorless solid.

mp 119-120 °C; ¹H NMR (CDCl₃) δ (ppm) 1.37 (s, 9H), 1.39-1.53 (m, 2H), 1.68-1.78 (m, 3H), 1.86 (dd, *J* = 9.2, 12.4 Hz, 1H, CH₂), 2.68 (dd, *J* = 5.2, 8.8 Hz, 1H, CH), 4.04 (br s, 1H), 4.20 - 4.44 (br s, 3H, amine + CH), 6.39 (d, *J* = 8.4 Hz, pyridyl CH), 7.35 (d, *J* = 8.0 Hz, 1H pyridyl), 7.85 (s, 1H pyridyl); ¹³C NMR (CDCl₃) δ (ppm) 28.2 (3C), 28.8, 29.8, 40.2, 45.0, 55.6, 62.7, 79.4, 108.6, 131.2, 136.4, 146.5, 155.2, 156.9. Analytical Calculated for C₁₆H₂₂O₂N₃: C, 66.41; H, 8.01; N, 14.52. Found: C, 66.51; H, 8.03; N, 14.56.

7-*tert*-Butoxycarbonyl-2-*exo*-[5'-(2'-Chloropyridinyl)]-7-azabicyclo[2.2.1]-heptane

2-*exo*-[5'-(2'-Chloropyridinyl)]-7-azabicyclo[2.2.1]-heptane (266 mg, 1.27 mmol), BOC anhydride (400 mg, 1.83 mmol), DMAP (10 mg), triethylamine (0.100 mL), and methylene chloride (5 mL) were added to a round bottom flask. Following 1 h of stirring, the reaction was poured into 1 M KHSO₄ and extracted with chloroform. The combined organic layers were dried with sodium sulfate and concentrated. The crude residue was purified by flash chromatography using 3:1 hexane: ethyl acetate to provide 7-*tert*-Butoxycarbonyl-2-*exo*-[5'-(2'-Chloropyridinyl)]-7-azabicyclo[2.2.1]-heptane (245 mg, 62%) as an oil.

mp oil °C; ¹H NMR (CDCl₃) δ (ppm) 1.43 (s, 9H), 1.56 (m, 2H), 1.75-1.90 (m, 3H), 1.99 (dd, *J* = 9.0, 12.6 Hz, 1H), 2.86 (dd, *J* = 5.0, 9.0 Hz, 1H), 4.16 (s, 1H), 4.37 (s, 1H), 7.24 (d, *J* = 8.3 Hz, 1H), 7.63 (dd, *J* = 2.5, 8.3 Hz, 1H), 8.24 (d, *J* = 2.5 Hz, 1H); ¹³C NMR (CDCl₃) δ (ppm) 28.3, 28.8, 29.8, 40.0, 45.0, 66.0, 71.0, 79.9, 124.1, 137.2, 140.1, 148.6, 149.3, 155.2.

5-iodo-3-nitro-2-aminopyridine

A mixture of 2-amino-3-nitropyridine (5.0 g, 35.9 mmol), acetic acid (22 mL), water (5 mL), sulfuric acid (0.650 mL), and $\text{HIO}_4 \cdot 2\text{H}_2\text{O}$ (1.7 g, 7.5 mmol) was allowed to stir at 90°C for 10 min. Iodine crystals (3.7 g, 14.6 mmol) were added in portions. After stirring for 1 h, the reaction was poured into saturated sodium thiosulfate and extracted with ethyl acetate. The organic layers were washed with 0.1 M NaOH and saturated brine, dried with sodium sulfate, then evaporated to give orange solid (7.5 g, 79% yield).

mp 213-215 °C; ^1H NMR (DMSO) δ (ppm) 8.03 (br s, 2H), 8.53 (d, $J = 2.0$ Hz, 1H), 8.58 (d, $J = 2.0$ Hz, 1H); ^{13}C NMR (DMSO) δ (ppm) 74.18, 127.92, 141.31, 152.50, 160.88. Analytical Calculated for $\text{C}_5\text{H}_4\text{O}_2\text{N}_3\text{I}$: C, 22.66; H, 1.52; N, 15.86; Found: C, 22.88; H, 1.53; N, 15.69.

5-Iodo-2,3-diaminopyridine

5-Iodo-3-nitro-2-aminopyridine (2.0 g, 7.55 mmol), ethanol (7 mL), water (2 mL), and concentrated HCl (0.10 mL) were added to a 25 mL round bottom flask and allowed to stir. Iron (4.8 g, 85.9 mmol) was added in portions to the reaction followed by heating at 100°C for 30 min. The iron was then removed and washed with ethanol over a fritted filter while the ethanol washings were concentrated under reduced pressure. The residue was purified by flash chromatography using 1:2 hexane:ethyl acetate as eluent to give 5-Iodo-2,3-diaminopyridine as a light brown solid (60%, 1.061g).

mp 109-111 °C; ^1H NMR (DMSO) δ (ppm) 4.92 (br s, 2H), 5.60 (br s, 2H), 6.93 (d, $J = 2.0$ Hz, 1H), 7.39 (d, $J = 2.0$ Hz, 1H); ^{13}C NMR (DMSO) δ (ppm) 77.40, 124.18, 132.26, 139.55, 147.66. Analytical Calculated for $\text{C}_5\text{H}_6\text{N}_3\text{I}$: C, 25.55; H, 2.57; N, 17.88; Found: C, 25.65; H, 2.53; N, 17.84.

5-iodo-3-nitro-2-chloropyridine

5-iodo-3-nitro-2-aminopyridine (2.511g, 9.48 mmol) and concentrated HCl (20 mL) were stirred at room temperature for ten minutes. Sodium nitrite (13 g, 188 mmol) was then slowly added followed by CuCl (1.0 g, 10 mmol). Stirring continued overnight. The mixture was poured into 1:1 $\text{NH}_4\text{OH} : \text{H}_2\text{O}$, extracted with ethyl acetate, dried over sodium sulfate, then concentrated. The crude residue was purified by flash chromatography using 9:1

hexane:ethyl acetate to yield 5-iodo-3-nitro-2-chloropyridine (984 mg, 36%) as a colorless solid.

mp 77-79 °C; ¹H NMR (CDCl₃) δ (ppm) 8.50 (d, *J* = 2.0 Hz, 1H), 8.82 (d, *J* = 2.0 Hz, 1H); ¹³C NMR (DMSO) δ (ppm) 89.6, 141.7, 142.9, 144.9, 158.33. Analytical Calculated for C₅H₂O₂N₂ICl: C, 21.11; H, 0.71; N, 9.85; Found: C, 21.21; H, 0.71; N, 9.78.

5-iodo-3-amino-2-chloropyridine

5-iodo-3-nitro-2-chloropyridine (230 mg, 0.809 mmol), ethanol (1 mL), water (6 drops), and concentrated HCl (0.020 mL) were stirred at room temperature for 10 min. Iron (500 mg, 8.95 mmol) was then added in small portions and the reaction round bottom flask was placed into a 100 °C oil bath for 20 min. The iron was removed by filtration, washed with ethanol, then the combined ethanol layers were concentrated under reduced pressure. The crude residue was purified by flash chromatography using 9:1 hexane: ethyl acetate to give 5-iodo-3-amino-2-chloropyridine (190 mg, 92%) as a colorless solid.

mp 129 °C; ¹H NMR (CDCl₃) δ (ppm) 4.15 (br s, 2H), 7.34 (d, *J* = 2.0 Hz, 1H), 7.96 (d, *J* = 2.0 Hz, 1H); ¹³C NMR (CDCl₃) δ (ppm) 91.41, 129.67, 136.31, 140.77, 143.90. Analytical Calculated for C₅H₄N₂ICl: C, 23.60; H, 1.58; N, 11.01; Found: C, 23.66; H, 1.52; N, 10.98.

2,3-Dichloro-5-iodopyridine

5-iodo-3-amino-2-chloropyridine (1.212 g, 4.76 mmol) and concentrated HCl (10 mL) were stirred at room temperature for ten minutes. Sodium nitrite (5.3 g, 76.8 mmol) was then slowly added followed by CuCl (4.0 g, 40.4 mmol). Stirring continued for 30 min. The mixture was poured into 1:1 NH₄OH : H₂O, extracted with ethyl acetate, dried over sodium sulfate, then concentrated. The crude residue was purified by flash chromatography using 95:5 hexane:ethyl acetate to yield 2,3-Dichloro-5-iodopyridine (913 mg, 70%) as a colorless solid.

¹H NMR (CDCl₃) δ (ppm) 8.08 (d, *J* = 1.8 Hz, 1H), 8.49 (d, *J* = 1.8 Hz, 1H); ¹³C NMR (CDCl₃) δ (ppm) 90.18, 131.46, 146.03, 148.81, 153.12. Analytical Calculated for C₅H₂NI₂: C, 21.93; H, 0.74; N, 5.11; Found: C, 21.84; H, 0.74; N, 5.04.

2-Fluoro-3-nitro-5-iodopyridine

5-iodo-3-nitro-2-chloropyridine (0.624 g, 2.19 mmol), KF (265 mg, 58.1 mmol), and DMF (3 mL) were stirred at 120 degrees Celsius for 24 h. The mixture was poured into saturated brine, extracted with ethyl acetate, dried over sodium sulfate, then concentrated. The crude residue was purified by flash chromatography using 4-1 hexane:ethyl acetate to yield 5-iodo-3-nitro-2-fluoropyridine (279 mg, 47 %) as a colorless solid.

^1H NMR (CDCl_3) δ (ppm) 8.70 (s, 1H), 8.77 (d, $J = 7.7$ Hz, 1H), ^{13}C NMR (CDCl_3) δ (ppm) 86.66 ($J_{\text{CF}} = 21.5$ Hz), 144.24, 152.96, 156.97, 158.27 ($J_{\text{CF}} = 58$ Hz). Analytical Calculated for $\text{C}_5\text{H}_2\text{N}_2\text{O}_2\text{FI}$: C, 22.41; H, 0.75; N, 10.45; Found: C, 22.57; H, 0.77; N, 10.24.

2-Bromo-3-nitro-5-iodopyridine

5-iodo-3-nitro-2-aminopyridine (5.6 g, 21.1 mmol) and concentrated HBr (60 mL) were stirred at room temperature for ten minutes. Sodium nitrite (11.7 g, 170 mmol) was then slowly added followed by CuBr (3.9 g, 27.2 mmol). Stirring continued overnight. The mixture was poured into 1:1 $\text{NH}_4\text{OH} : \text{H}_2\text{O}$, extracted with ethyl acetate, dried over sodium sulfate, then concentrated. The crude residue was purified by flash chromatography using 9:1 hexane:ethyl acetate to yield 5-iodo-3-nitro-2-bromopyridine (1.618 g, 23%) as a colorless solid.

^1H NMR (CDCl_3) δ (ppm) 8.34 (dd, $J = 0.8, 2.1$ Hz, 1H), 8.72 (dd, $J = 0.8, 2.0$ Hz, 1H).

7-tert-Butoxycarbonyl-2-exo-[5'-(3'-bromo-2'-hydroxypyridinyl)]-7-azabicyclo[2.2.1]-heptane Dimethylformamide complex

To a heated 10 mL round bottom flask was added anhydrous DMF (1 mL), *tert*-butyl nitrite (0.120 mL, 1.0 mmol), and 7-*tert*-Butoxycarbonyl-2-*exo*-[5'-(3'-Bromo-2'-aminopyridinyl)]-7-azabicyclo[2.2.1]-heptane (250 mg, 0.679 mmol). Stirring continued at 65°C for 15 minutes. The reaction was poured into a 1M solution of KHSO_4 , extracted with ethyl acetate 2X, concentrated, and purified by flash chromatography using $\text{CHCl}_3:\text{CH}_3\text{OH}:\text{NH}_4\text{OH}$ (45:9:1) as eluent to provide 7-*tert*-Butoxycarbonyl-2-*exo*-[5'-(3'-bromo-2'-hydroxypyridinyl)]-7-azabicyclo[2.2.1]-heptane Dimethylformamide complex (237 mg, 79 %) as a colorless oil.

¹H NMR (CDCl₃) δ (ppm) 1.38 (br s, 9H), 1.38-1.60 (m, 1H), 1.7-1.9 (m, 5H), 2.62 (dd, *J* = 4.7, 8.8 Hz, 1H), 2.89 (s, 3H), 2.96 (s, 3H), 4.08 (s, 1H), 4.34 (s, 1H), 7.33 (d, *J* = 1.8 Hz, 1H), 7.91 (s, 1H), 8.03 (s, 1H), 13.33 (br s, 1H); ¹³C NMR (CDCl₃) δ (ppm) 28.3, 28.8, 29.5, 31.4, 36.4, 39.6, 44.2, 56.0, 61.9, 80.0, 115.4, 125.2, 131.3, 143.9, 154.3, 160.8, 162.5. HRMS (FAB+, nba/peg-600): *m/z* 369.0812 (M⁺+ H, exact mass calculated for C₁₆H₂₂N₂O₃Br: 369.0812).

7-*tert*-Butoxycarbonyl-2-*exo*-[5'-(2'-hydroxy-3'-phenylpyridinyl)]-7-azabicyclo[2.2.1]-heptane Dimethylformamide Complex

To a heated 10 mL round bottom flask was added anhydrous DMF (2.5 mL), *tert*-butyl nitrite (0.150 mL, 0.72 mmol), and 7-*tert*-Butoxycarbonyl-2-*exo*[5'-(3'-phenyl-2'-aminopyridinyl)]-7-azabicyclo[2.2.1]-heptane (176 mg, 0.482 mmol). Stirring continued at 65 °C for 15 minutes. The reaction was poured into a 1M solution of KHSO₄, extracted with ethyl acetate 2X, concentrated, and purified by flash chromatography using CHCl₃:CH₃OH:NH₄OH (45:9:1) as eluent to provide 7-*tert*-Butoxycarbonyl-2-*exo*-[5'-(3'-phenyl-2'-hydroxypyridinyl)]-7-azabicyclo[2.2.1]-heptane Dimethylformamide complex (160 mg, 76 %) as a colorless oil.

¹H NMR (CDCl₃) δ (ppm) 1.41 (br s, 9H), 1.38-1.60 (m, 2H), 1.7-2.0 (m, 4H), 2.66 (dd, *J* = 4.8, 8.1 Hz, 1H), 2.87 (s, 3H), 2.94 (s, 3H), 4.13 (s, 1H), 4.33 (s, 1H), 7.20 (d, *J* = 2.3 Hz, 1H), 7.25-7.45 (m, 2H), 7.68-7.75 (m, 2H), 7.64 (d, *J* = 2.3 Hz, 1H), 8.01 (s, 1H), 13.30 (br s, 1H); ¹³C NMR (CDCl₃) δ (ppm) 28.1, 28.6, 29.3, 31.2, 36.2, 39.3, 44.3, 55.6, 61.7, 79.5, 124.1, 125.2, 127.4, 127.9(2C), 128.3(2C), 130.6, 130.7, 136.5, 139.9, 154.9, 162.3, 163.0. HRMS (FAB+, nba): *m/z* 367.2019 (M⁺+ H, exact mass calculated for C₂₂H₂₇N₂O₃: 367.2019).

2-*exo*-[5'-(2'-hydroxy-3'-phenylpyridinyl)]-7-azabicyclo[2.2.1]-heptane (RTI-7527-29) Hydrochloride

7-*tert*-Butoxycarbonyl-2-*exo*-[5'-(2'-hydroxy-3'-phenylpyridinyl)]-7-azabicyclo[2.2.1]-heptane Dimethylformamide complex (85 mg, 0.194 mmol) was dissolved in 1,4-dioxane (3 mL). After adding a solution of 3M HCl (0.5 mL), the reaction was allowed to reflux for 30 min. The solvents were then removed under reduced pressure and

the residue pumped overnight to provide 2-*exo*-[5'-(2'-hydroxy-3'-phenylpyridinyl)]-7-azabicyclo[2.2.1]-heptane 1.5 Hydrochloride 1.75 Hydrate (87 mg, Quantitative) as a light brown solid.

mp Decomposed >100 °C; Analytical Calculated for C₁₇H₂₃N₂O_{2.75}Cl_{1.5}: C, 57.92; H, 6.58; N, 7.95; Found: C, 57.70; H, 6.67; N, 7.65.

7-*tert*-Butoxycarbonyl-2-*exo*-[5'-(3'-phenyl-2'-iodopyridinyl)]-7-azabicyclo[2.2.1]-heptane

A solution of 7-*tert*-Butoxycarbonyl-2-*exo*-[5'-(3'-phenyl-2'-aminopyridinyl)]-7-azabicyclo[2.2.1]-heptane (264 mg, 0.722 mmol) in methylene iodide (5.0 mL) and *t*-butyl nitrite (2.0 mL) was allowed to stir at room temperature for 30 min. HI (.030 mL) was then added. After 24h the reaction was decanted into 1:1 NH₄OH : H₂O and then extracted with chloroform 3X. The combined organic extracts were dried with sodium sulfate, concentrated, then the residue was purified by flash chromatography using 9:1 hexane:ethyl acetate as eluent to give 2-*exo*-[5'-(3'-phenyl-2'-iodopyridinyl)]-7-azabicyclo[2.2.1]-heptane (61 mg, 18%) as a colorless oil.

¹H NMR (CDCl₃) δ (ppm) 1.37 (s, 9H), 1.48-1.65 (m, 2H), 1.75-1.93 (m, 3H), 2.01 (dd, *J* = 9.0, 10.8 Hz, 1H), 2.87 (dd, *J* = 4.9, 8.7 Hz, 1H), 4.21 (br s, 1H), 4.37 (br s, 1H), 7.30-7.52 (m, 6H, pyridyl CH + phenyl CH), 8.24 (s, 1H, pyridyl CH); ¹³C NMR (CDCl₃) δ (ppm) 28.2 (3C), 28.6, 29.6, 40.2, 44.8, 55.5, 61.7, 79.8, 119.3, 128.1 (2C), 128.3, 129.3 (2C), 135.7, 140.7, 141.4, 143.8, 148.3, 154.8.

2-*exo*-[5'-(3'-phenyl-2'-iodopyridinyl)]-7-azabicyclo[2.2.1]-heptane (RTI-7527-27)

A solution of 7-*tert*-Butoxycarbonyl-2-*exo*[5'-(3'-phenyl-2'-iodopyridinyl)]-7-azabicyclo[2.2.1]-heptane (53 mg, 0.111 mmol) in methylene chloride (1.0 mL) and trifluoroacetic acid (1.0 mL) was allowed to stir at room temperature for 30 min. The reaction was then decanted into a saturated NaHCO₃ solution and extracted with chloroform 3X. The combined organic extracts were dried with sodium sulfate, concentrated, then the residue was purified by flash chromatography using 90 CMA as eluent to give 2-*exo*-[5'-(3'-Phenyl-2-iodopyridinyl)]-7-azabicyclo[2.2.1]-heptane (42 mg, 99%) as a colorless oil.

^1H NMR (CDCl_3) δ (ppm) 1.47-1.82 (m, 4H), 1.92 (dd, $J = 9.0, 12.2$ Hz, 1H), 2.78 (dd, $J = 4.8, 8.6$ Hz, 1H), 3.61 (br s, 1H), 3.78 (br s, 1H), 7.31-7.48 (m, 5H), 7.60 (d, $J = 2.3$ Hz, pyridyl 1 CH), 8.25 (d, $J = 2.3$ Hz, pyridyl 1 CH); ^{13}C NMR (CDCl_3) δ (ppm) 30.04, 31.33, 40.22, 44.47, 56.37, 62.64, 119.10, 128.13 (3C), 129.32(2C), 135.98, 141.63 (2C), 143.64, 148.59.

2-*exo*-[5'-(3'-phenyl-2'-iodopyridinyl)]-7-azabicyclo [2.2.1]-heptane (RTI-7527-27)

Monohydrochloride

2-*exo*-[5'-(3'-Phenyl-2'-iodopyridinyl)]-7-azabicyclo[2.2.1]-heptane (37 mg, 0.098 mmol) was dissolved in ether (1 mL) and then 1M HCl in ether (1 mL) was added dropwise. The reaction was allowed to stir for 15 min at room temperature. The solvent was removed under reduced pressure and the remaining 2-*exo*-[5'-(3'-Phenyl-2'-iodopyridinyl)]-7-azabicyclo[2.2.1]-heptane Hydrochloride Dihydrate was pumped overnight to give (41 mg, 93%) as a colorless solid.

mp 162-164 °C; Analytical Calculated for $\text{C}_{17}\text{H}_{22}\text{N}_2\text{O}_2\text{I}\cdot\text{Cl}$. C, 45.50; H, 4.94; N, 6.24; Found, C, 45.45; H, 4.71; N, 5.93.

2-Fluoro-5-iodo-3-aminopyridine

5-Iodo-3-nitro-2-fluoropyridine (1.739 g, 6.49 mmol), ethanol (13 mL), water (2 mL), and concentrated HCl (0.20 mL) were added to a 25 mL round bottom flask and allowed to stir. Iron (3.6 g, 64.4 mmol) was added in portions to the reaction followed by heating at 80°C for 30 min. The iron was then removed and washed with ethanol over a fritted filter while the ethanol washings were concentrated under reduced pressure. The residue was purified by flash chromatography using 1:2 hexane:ethyl acetate as eluent to give 5-Iodo-2-fluoro-3-aminopyridine as a colorless solid (53%, 0.821g).

^1H NMR (CDCl_3) δ (ppm) 3.94 (br s, 2H), 7.36 (dd, $J_{\text{HF}} = 2.0, 9.8$ Hz, 1H), 7.70 (t, $J = 1.9$ Hz, 1H); ^{13}C NMR (CDCl_3) δ (ppm) 87.84, 131.43, 140.21 ($J_{\text{HF}} = 13.3$ Hz), 150.34, 154.05.

2-*exo*-[5'-(3'-{3''-Methoxyphenyl}-pyridinyl)]-7-azabicyclo[2.2.1]-heptane (RTI-7527-46)

2-*exo*-[5'-(3'-{3''-Methoxyphenyl}-2'-chloropyridinyl)]-7-azabicyclo[2.2.1]-heptane (80 mg, 0.254 mmol) was dissolved in methanol (4 mL) inside a heavy-walled glass tube. Black 10% Pd/C (130 mg) was then added and 40 psi of hydrogen was maintained over the solution. Three days later the solvent was removed under reduced pressure and the residue purified by flash chromatography with 90 CMA to give 2-*exo*-[5'-(3'-{3''-Methoxyphenyl}-pyridinyl)]-7-azabicyclo[2.2.1]-heptane (28 mg, 39% yield) as a colorless oil.

¹H NMR (CDCl₃) δ (ppm) 1.45-1.80 (m, 4H), 1.86 (s, 1H), 1.94 (dd, *J* = 8.9, 12.3 Hz, 1H), 2.87 (dd, *J* = 5.1, 8.7 Hz, 1H), 3.65 (br s, 1H), 3.80 (br s, 1H), 3.86 (s, 3H), 6.9-7.5 (m, 4H), 7.88 (s, 1H), 8.50 (s, 1H), 8.64 (s, 1H); ¹³C NMR (CDCl₃) δ (ppm) 30.06, 31.32, 40.28, 45.47, 55.35, 56.51, 62.77, 113.20, 113.23, 119.74 (2C), 129.97, 133.09, 136.22, 139.69, 141.79, 145.97, 148.04.

RTI-7527-11

Epibatidine (0.70 g, 0.0034 mol) and paraformaldehyde (3.5 g) were mixed in formic acid (20 mL) and placed in a sealed glass vessel at 110 °C for 5 h. The reaction was cooled, diluted with water (200 mL), basified with 50% NaOH and extracted with CH₂Cl₂. The organic layer was separated, dried (Na₂SO₄) and concentrated to give solids. The free base was converted to its HCl salt (ether/etereal HCl) to afford 1 (0.23 g, 23%) as a white solid: mp 180-184 °C; ¹H NMR (DMSO-*d*₆) δ 1.80-2.13 (m, 5H), 2.32 (m, 1H), 2.51 (s, 3H), 3.42 (m, 1H), 4.05 (m, 1H), 4.29 (br s, 2H), 4.40 (m, 1H), 7.50 (d, 1H), 7.93 (d, 1H), 8.48 (s, 1H). Anal. (C₁₂H₁₆ClN₂ · 1 2/3 H₂O) C, H, N.

RTI-7527-54

To DMF (10 mL) in a closed reaction vessel was added norbornylene (1.70 g, 0.018 mol), 2-amino-5-iodo-pyridine (7.9 g, 0.036 mol), KO₂CH (3.0 g, 0.036 mol), tetrabutylammonium chloride (1.3 g, 0.0045 mol), and palladium(II)acetate (0.26 g, 0.0012 mol). The reaction was stirred at 105 °C for 64 h, cooled, EtOAc (300 mL) was added followed by NH₄OH (200 mL). The organic layer was separated, washed with brine, dried (Na₂SO₄) and concentrated to give an oil. The oil was purified by silica gel column

chromatography using EtOAc as the eluent to give RTI-7527-54 (1.8 g, 53%) as an oil.

The HCl salt was prepared by dissolving the free base in ether and adding ethereal HCl to give solids which were crystallized from MeOH/EtOAc mixtures to afford a white solid: 196-197 °C; ¹H NMR (CDCl₃, base) δ 1.15-1.76 (m, 8H), 2.25 (m, 1H), 2.34 (m, 1H), 2.62 (m, 1H), 6.44 (m, 1H), 7.29 (dd, 1H), 7.91 (s, 1H). (C₁₂H₁₇ClN₂) C, H, N.

RTI-7527-49

The HCl salt of RTI-7527-54 (1.36 g (0.0061 mol)) was added to 12N HCl (22 mL) in an ice bath. The reaction was stirred at bath temperatures for 15 min then at room temperature for 70 min. The mixture was added to NH₄OH (100 mL) and CHCl₃ (100 mL). The organic layer was separated, dried (Na₂SO₄) and concentrated to give an oil. The oil was purified by silica gel column chromatography using 80 CMA/EtOAc (1:1) as eluent to give RTI-7527-49 (0.30 g, 26%) as a beige solid: mp 123-124 °C. A CHN sample was prepared by dissolving the free base in ether and adding ethereal HCl to give a beige solid: mp 125-127 °C; ¹H NMR (CDCl₃, base) δ 1.14-1.73 (m, 8H), 2.23 (s, 1H), 2.33 (s, 1H), 2.48 (m, 1H), 6.54 (d, 1H), 7.15 (d, 1H), 7.37 (dd, 1H). (C₁₂H₁₆ClNO), C, H, N.

RTI-7527-18

Trifluoroacetic acid (2.0 mL, 0.026 mol) was added to 7-*tert*-butoxycarbonyl-2-*exo*-[5'-(2'-hydroxypyridinyl)]-7-azabicyclo[2,2,1]-heptane (0.45 g, 0.0015 mol) in CH₂Cl₂ (5 mL). The reaction was stirred at room temperature for 1 h then concentrated in vacuo. The residue was purified by silica gel column chromatography using 80 CMA as eluent to afford RTI-7527-18 (0.24 g, 84%) as an oil. The HCl salt was prepared by dissolving the free base in ether and adding ethereal HCl to give solids which were crystallized from MeOH/EtOAc mixtures to afford a beige solid: 220-223 °C; ¹H NMR (MeOD, base) δ 1.89-2.16 (m, 5H), 2.43 (m, 1H), 3.48 (m, 1H), 4.36 (m, 1H), 4.54 (m, 1H), 7.19 (d, 1H), 8.13 (s, 1H), 8.27 (d, 1H). (C₁₁H₁₆Cl₂N₂O) C, H, N.

RTI-7527-55

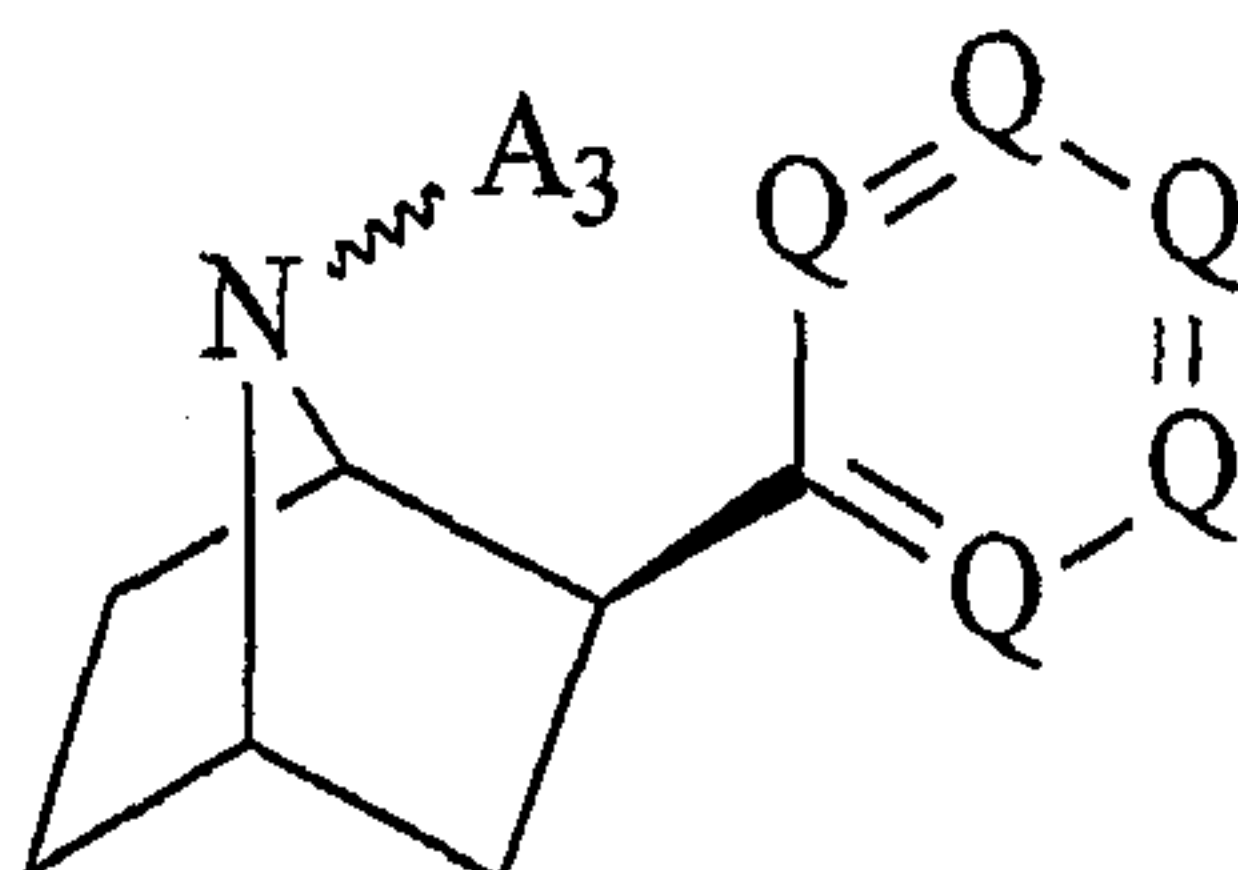
Compound 23 (Scheme 3, Figure 14) (0.60 g, 0.0019 mol) and ammonium formate (0.36 g, 0.0057 mol) were added to MeOH (30 mL). The mixture was degassed with N₂ and

10% Pd/C (0.44 g) was added and the reaction was stirred at reflux for 1 h. The mixture was cooled, filtered through Celite and concentrated in vacuo. The residue was converted to its HCl salt (MeOH/ethereal HCl) and recrystallized from MeOH/EtOAc to afford 12 (0.25 g, 50%) as a white solid: mp 252-255 °C; ¹H NMR (CDCl₃, free base) δ 1.42 (m, 2H), 1.82 (m, 2H), 2.21 (m, 2H), 2.52 (s, 1H), 2.99 (m, 2H), 3.32 (s, 1H), 6.82 (br s, 2H), 7.20 (m, 1H), 7.64 (d, 1H), 8.14, (d, 1H), 8.51 (s, 1H). Anal. (C₁₂H₁₈ClN₂) C, H, N.

Obviously, numerous modifications and variations of the present invention are possible in light of the above teachings. It is therefore to be understood that within the scope of the appended claims, the invention may be practiced otherwise than as specifically described herein.

Claims:

1. A compound represented by formula (II):

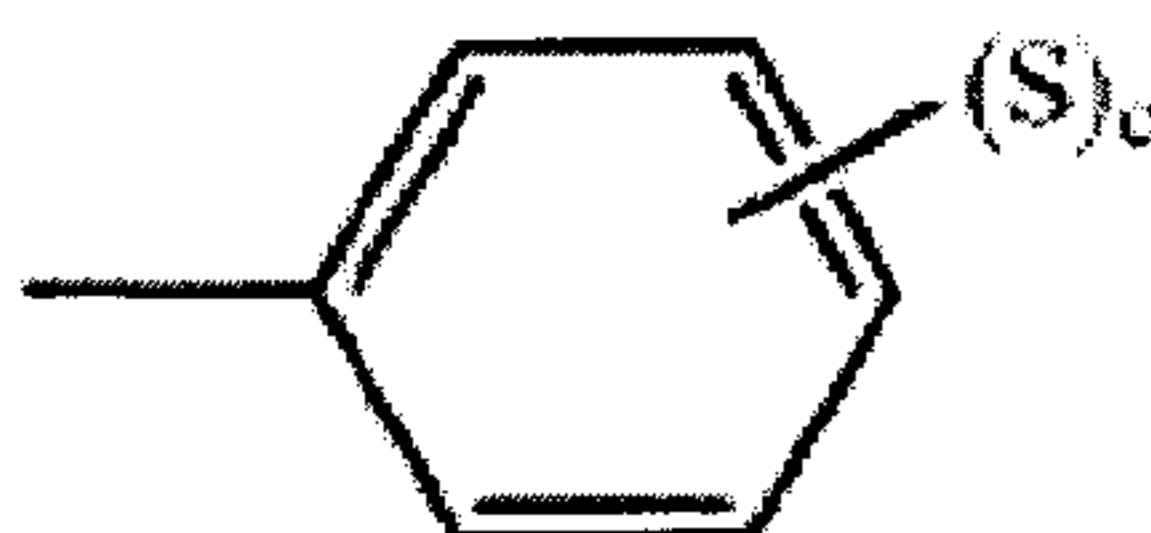


wherein

A_3 is $-R$, $-N(R)_2$, $-C(=NR)N(R)_2$, or $-OR$;

each Q is, independently, $C-X$ or N , with the proviso that at least one Q is N and at least one Q is $C-X$;

each X is, independently, H , halogen, alkyl, alkenyl, alkynyl, aryl, aralkyl, $-OH$, $-OR$, $-CH_2-CO_2R$, $-CO-R$, $-CO_2R$, $-N(R)_2$, $-NR-CO-R$, $-CO-N(R)_2$, $-NRCO_2R$, $-SO_3CF_3$, $-NO_2$, $-N_3$, $-CF_3$, $-CH=CHY$, or $-CN$; with the proviso that at least one X is represented by the formula:



wherein

each S is, independently, halogen, alkyl, alkenyl, alkynyl, phenyl, aralkyl, $-OH$, $-OR$, $-CH_2-CO_2R$, $-CO-R$, $-CO_2R$, $-N(R)_2$, $-NR-CO-R$, $-CO-N(R)_2$, $-NRCO_2R$, $-SO_3CF_3$, $-NO_2$, $-N_3$, $-CF_3$, $-CH=CHY$, or $-CN$, or

two S , taken together with the phenyl group to which they are bonded, form a 2-naphthyl group; and c is 1, 2, 3, 4 or 5;

Y is a halogen; and

each R is, independently, H , alkyl, alkenyl, alkynyl, aryl, or aralkyl;

or a pharmaceutically acceptable salt thereof.

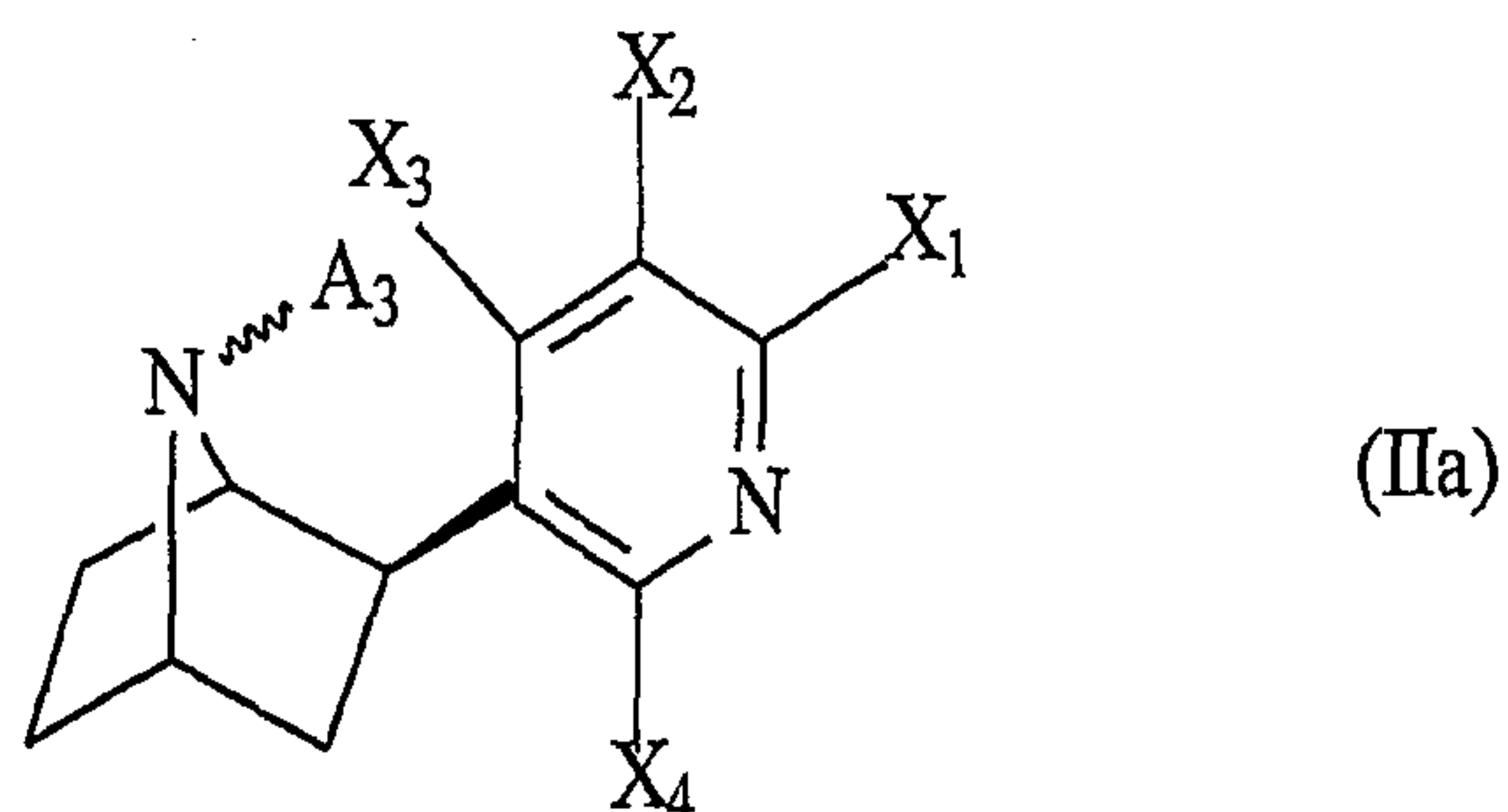
2. The compound of claim 1, wherein c is 1.
3. The compound of claim 1, wherein c is 2.
4. The compound of claim 1, wherein c is 3.
5. The compound of claim 1, wherein two of said S, taken together with the phenyl group to which they are bonded, form a 2-naphthyl group.
6. The compound of claim 1, wherein c is 1, 2, 3, 4, or 5, and at least one S is halogen, alkyl, alkenyl, alkynyl, -OH, -OR, -CH₂-CO₂R, -CO-R, -CO₂R, -N(R)₂, -NR-CO-R, -CO-N(R)₂, -NRCO₂R, -SO₃CF₃, -NO₂, -N₃, -CF₃, -CH=CHY or -CN, wherein R and Y are as defined in claim 1.
7. The compound of claim 1, wherein c is 1, 2, 3, 4, or 5, and at least one S is halogen, alkyl, or -NO₂.
8. The compound of claim 1, wherein c is 1, 2, or 3, and at least one S is halogen, alkyl, or -NO₂.
9. The compound of claim 1, wherein c is 1 or 2, and at least one S is halogen, alkyl, or -NO₂.
10. The compound of claim 1, wherein at least one X is halogen or -NH₂.
11. The compound of claim 1, wherein at least one X is halogen, -OH, -OR, -CH₂-CO₂R, -CO-R, -CO₂R, -N(R)₂, -NR-CO-R, -CO-N(R)₂, -NRCO₂R, -SO₃CF₃, -NO₂, -N₃, -CF₃, -CH=CHY or -CN, wherein R is as defined in claim 1.
12. The compound of claim 1, wherein A₃ is H or alkyl.
13. The compound of claim 1, wherein A₃ is H.
14. The compound of claim 1, wherein one Q is N.

15. The compound of claim 1, wherein each X is dependently selected from the group consisting of H, F, Cl, Br, I, CH₃, OH, NH₂, (CH₃)₂N, NHAc, CF₃SO₃, subject to said proviso.

16. The compound of claim 1, wherein R is H, alkyl or benzyl.

17. The compound of claim 1, wherein said alkyl group in the definition of R is represented by the formula $-(\text{CH}_2)_n\text{-Y}$, wherein Y is a halogen and n is an integer from 1 to 8.

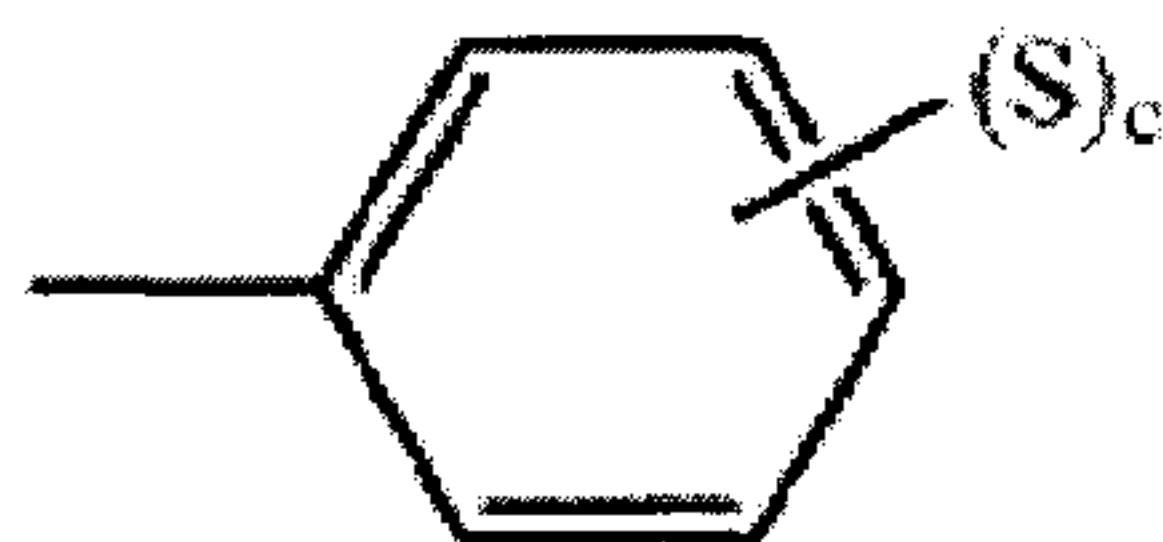
18. The compound of claim 1, wherein the compound is represented by formula (IIa):



wherein

A₃ is as defined in claim 1;

X₁, X₂, X₃ and X₄ are each, independently, H, halogen, alkyl, alkenyl, alkynyl, aryl, aralkyl, -OH, -OR, -CH₂-CO₂R, -CO-R, -CO₂R, N(R)₂, -NR-CO-R, -CO-N(R)₂, -NRCO₂R, -SO₃CF₃, -NO₂, -N₃, -CF₃, -CH=CHY, or -CN, wherein at least one of X₁, X₂, X₃ and X₄ is represented by said formula:



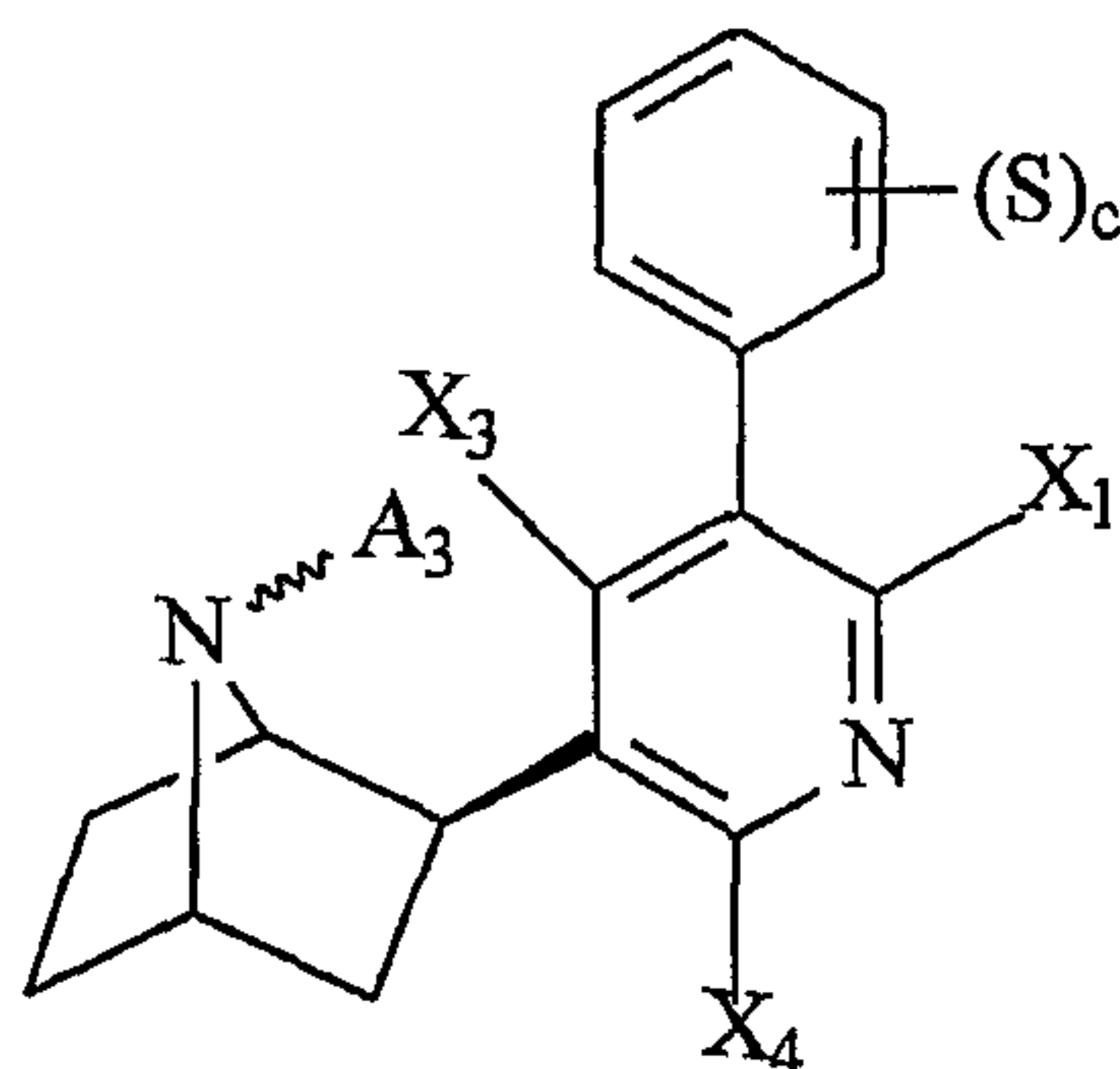
wherein

S and c are as defined in claim 1;

Y is as defined in claim 1; and

R is as defined in claim 1.

19. The compound of claim 18, wherein the compound is represented by formula (IIb):



wherein

A₃ is as defined in claim 18;

X₁, X₃ and X₄ are each, independently, H, halogen, alkyl, alkenyl, alkynyl, aryl, aralkyl, -OH, -OR, -CH₂-CO₂R, -CO-R, -CO₂R, N(R)₂, -NR-CO-R, -CO-N(R)₂, -NRCO₂R, -SO₃CF₃, -NO₂, -N₃, -CF₃, -CH=CHY, or -CN;

R is as defined in claim 18;

Y is as defined in claim 18;

S is as defined in claim 18; and

c is as defined in claim 18.

20. The compound of claim 19, wherein c is 1.

21. The compound of claim 19, wherein c is 2.

22. The compound of claim 19, wherein c is 3.

23. The compound of claim 19, wherein two of said S, taken together with the phenyl group to which they are bonded, form a 2-naphthyl group.

24. The compound of claim 19, wherein c is 1, 2, 2, 4, or 5, and at least one S is halogen, alkyl, alkenyl, alkynyl, A₃ is as defined in claim 1;

X₁, X₂, X₃ and X₄ are each, independently, H, halogen, alkyl, alkenyl, alkynyl, aryl, aralkyl, -OH, -OR, -CH₂-CO₂R, -CO-R, -CO₂R, N(R)₂, -NR-CO-R, -CO-N(R)₂, -NRCO₂R, -SO₃CF₃, -NO₂, -N₃, -CF₃, -CH=CHY, or -CN, wherein R and Y are as defined in claim 19.

25. The compound of claim 19, wherein c is 1, 2, 3, 4, or 5, and at least one S is halogen, alkyl, or -NO₂.

26. The compound of claim 19, wherein c is 1, 2, or 3, and at least one S is halogen, alkyl, or -NO₂.

27. The compound of claim 19, wherein c is 1 or 2, and at least one S is halogen, alkyl, or -NO₂.

28. The compound of claim 19, wherein at least one of X₁, X₃, and X₄ is halogen or -NH₂.

29. The compound of claim 19, wherein at least one of X₁, X₃, and X₄ is halogen, -OH, -OR, -CH₂-CO₂R, -CO-R, -CO₂R, N(R)₂, -NR-CO-R, -CO-N(R)₂, -NRCO₂R, -SO₃CF₃, -NO₂, -N₃, -CF₃, -CH=CHY, or -CN, wherein R is as defined in claim 19.

30. The compound of claim 19, wherein A₃ is H or alkyl.

31. The compound of claim 19, wherein A₃ is H.

32. The compound of claim 19, wherein X₁, X₃, and X₄ are each hydrogen.

33. The compound of claim 19, wherein R is H, alkyl or benzyl.

34. The compound of claim 19, wherein said alkyl group in the definition of R is represented by the formula $-(\text{CH}_2)_n - \text{Y}$, wherein Y is a halogen and n is an integer from 1 to 8.

35. The compound of any one of claims 1 to 34, which is labeled with at least one labeling atom, wherein at least one atom in the compound is a member selected from the group consisting of ^3H , ^{11}C , ^{14}C , ^{35}S , ^{18}F , ^{123}I , ^{125}I , and ^{131}I .

36. The compound of claim 35, wherein at least one atom in the compound is a member selected from the group consisting of ^3H , ^{11}C , ^{18}F , and ^{123}I .

37. The compound of claim 35, wherein at least one X is ^{18}F , ^{123}I , ^{125}I , or ^{131}I , subject to said proviso.

38. The compound of claim 35, wherein at least one X is a phenyl group substituted with one or more of ^{18}F , ^{123}I , ^{125}I , or ^{131}I .

39. Use of the compound of any one of claims 1 to 34 for treating Alzheimer's disease in a patient in need thereof.

40. Use of the compound of any one of claims 1 to 34 for treating nicotine addiction in a patient in need thereof.

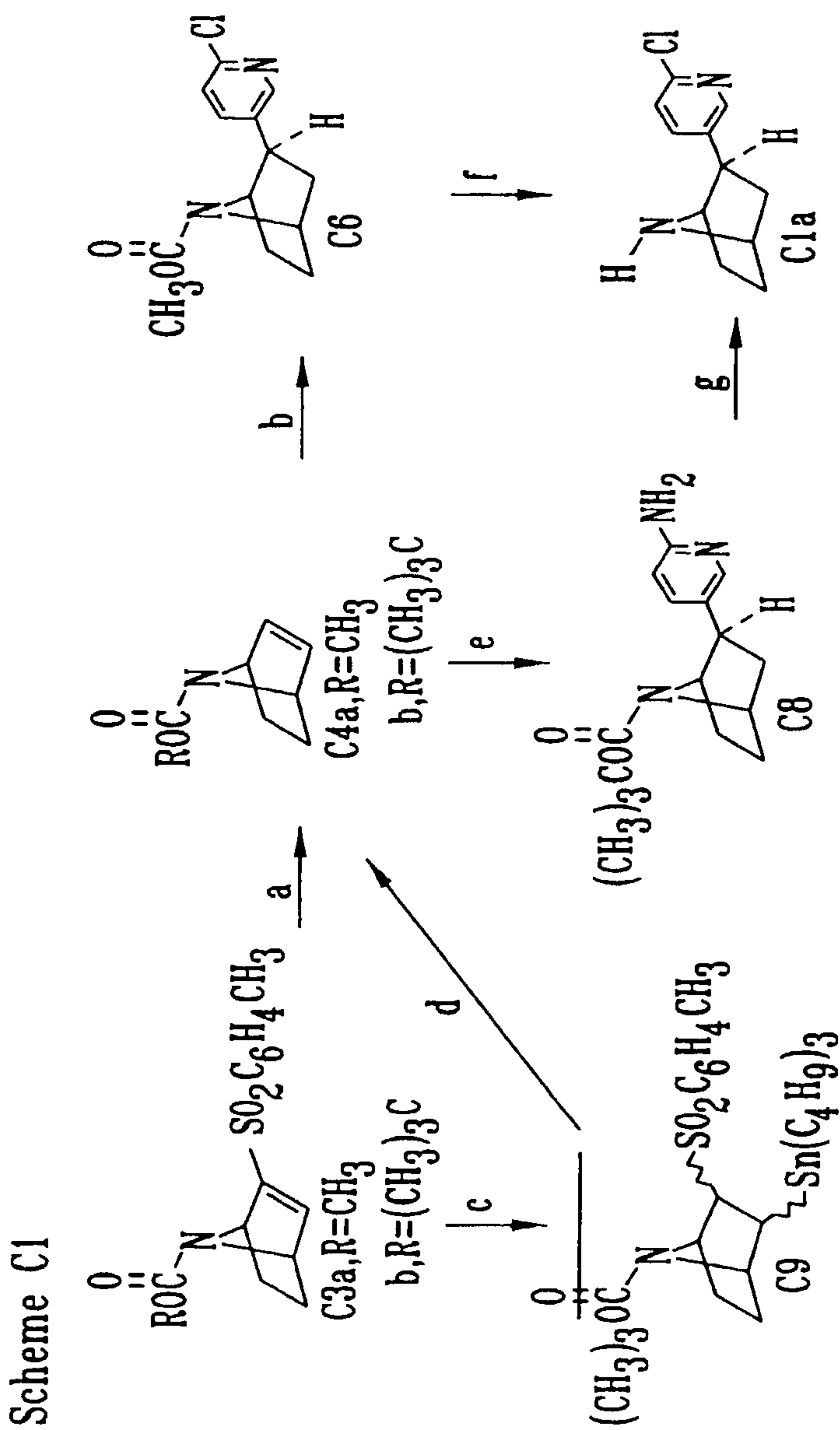
41. Use of the compound of any one of claims 1 to 34 for treating tobacco addiction in a patient in need thereof.

42. Use of the compound of any one of claims 1 to 34 for training a smoker to quit smoking.

43. Use of the compound of any one of claims 1 to 34 for binding neuronal nicotinic acetylcholine receptors in a subject.

44. The use of claim 43, wherein said receptors are $\alpha_4\beta_4$ receptors.

1/16



Reagents: (a) Na/Hg, Na_2HPO_4 , EtOAc; *t*-BuOH (1:1); (b) 2-chloro-5-iodopyridine (C5); $(\text{C}_6\text{H}_5)_2\text{Pd}(\text{OAc})_2$; DMF, piperidine; HCO_2H ; 70°C , 6.5 h; (c) $(\text{C}_4\text{H}_9)_3\text{SnH}$, AIBN, benzene; (d) $(\text{C}_4\text{H}_9)_4\text{NF}$, THF; (e) 2-amino-5-iodopyridine (C7); $\text{Pd}(\text{OAc})_2$; *n*- $\text{Bu}_4^+\text{N}^-\text{Cl}^-$; K^+HCO_2^- ; DMF; 100°C , 12 h; (f) $\text{HBr}\cdot\text{HOAc}$, RT, 22 h; (g) NaNO_2 , HCl, CuCl

FIG. 1

2/16

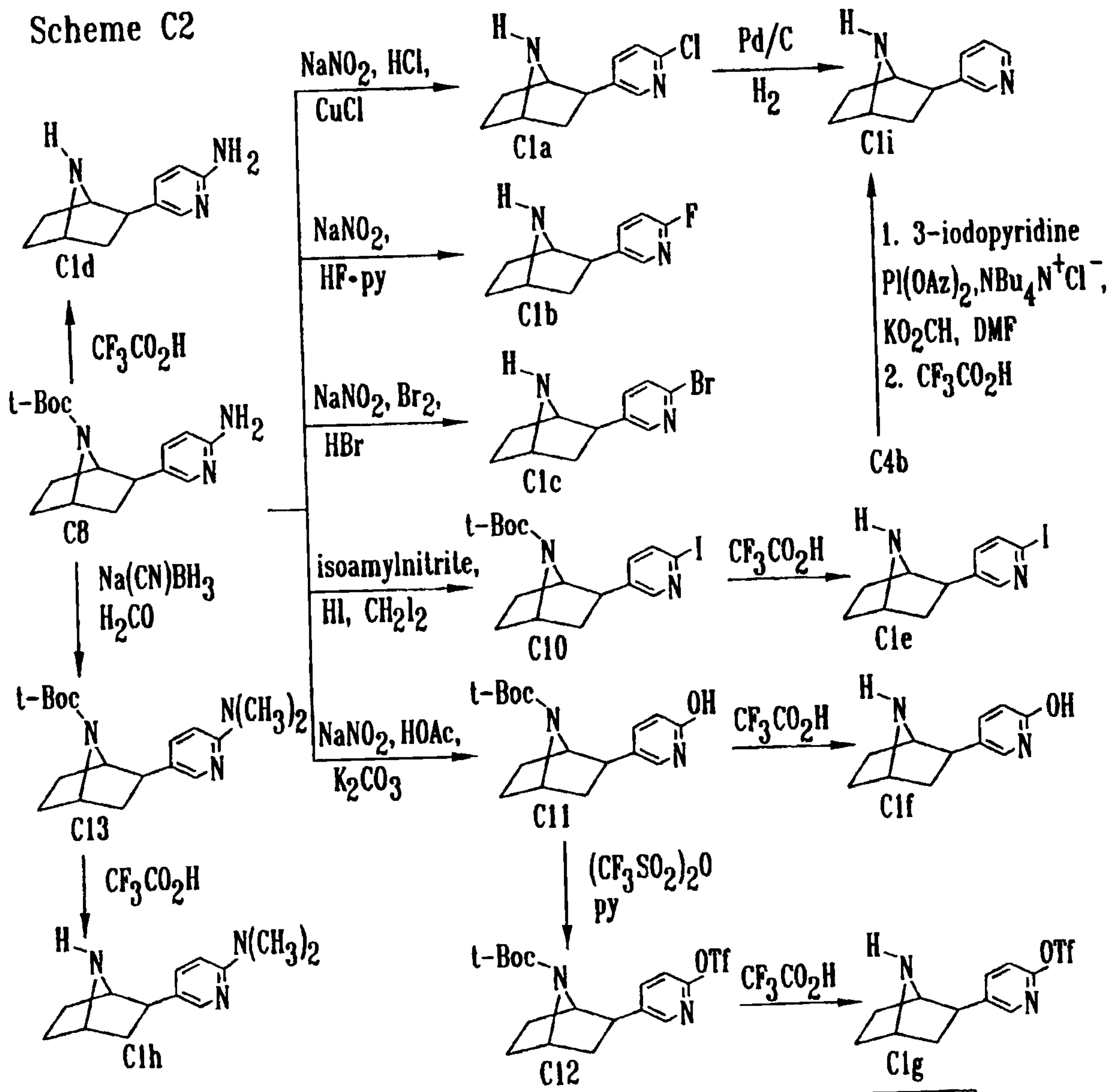


FIG. 2

3/16

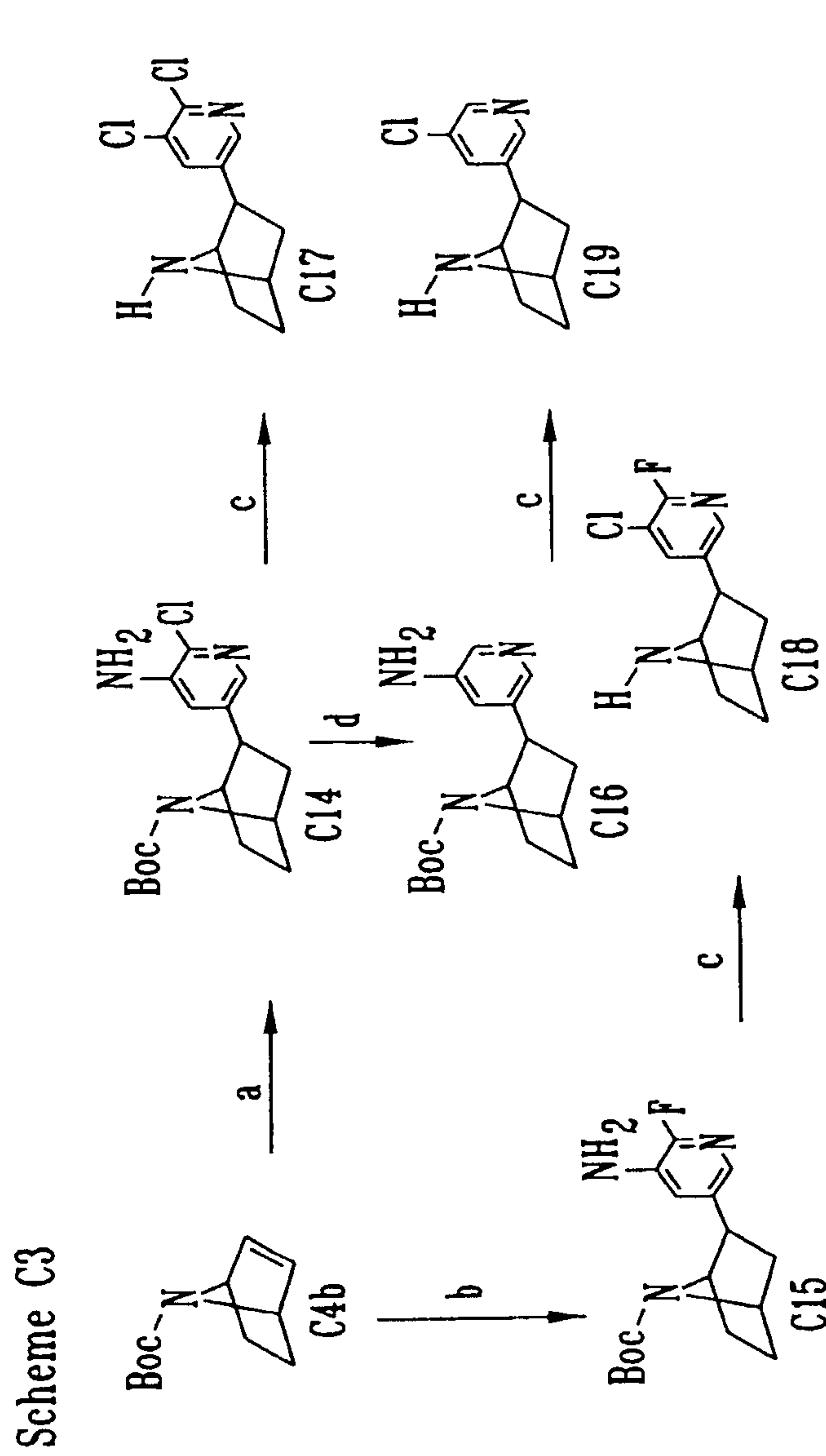


FIG. 3

4/16

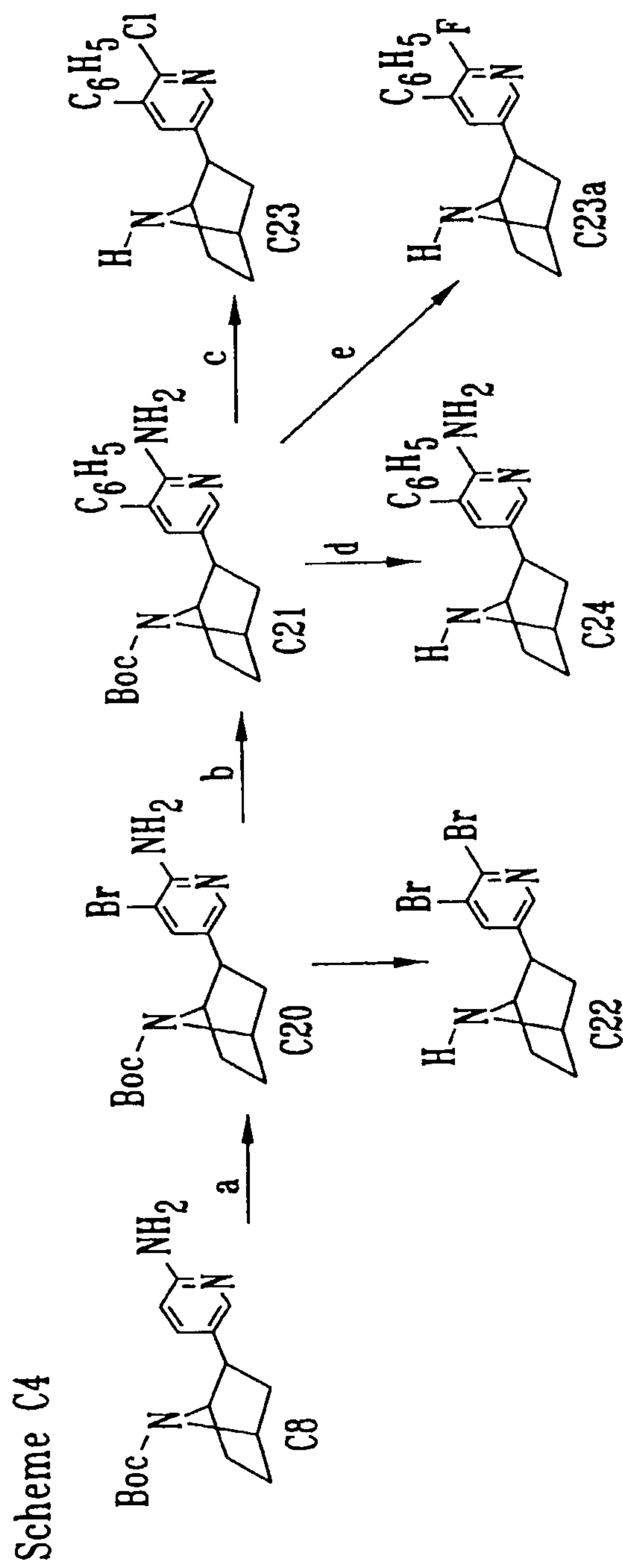
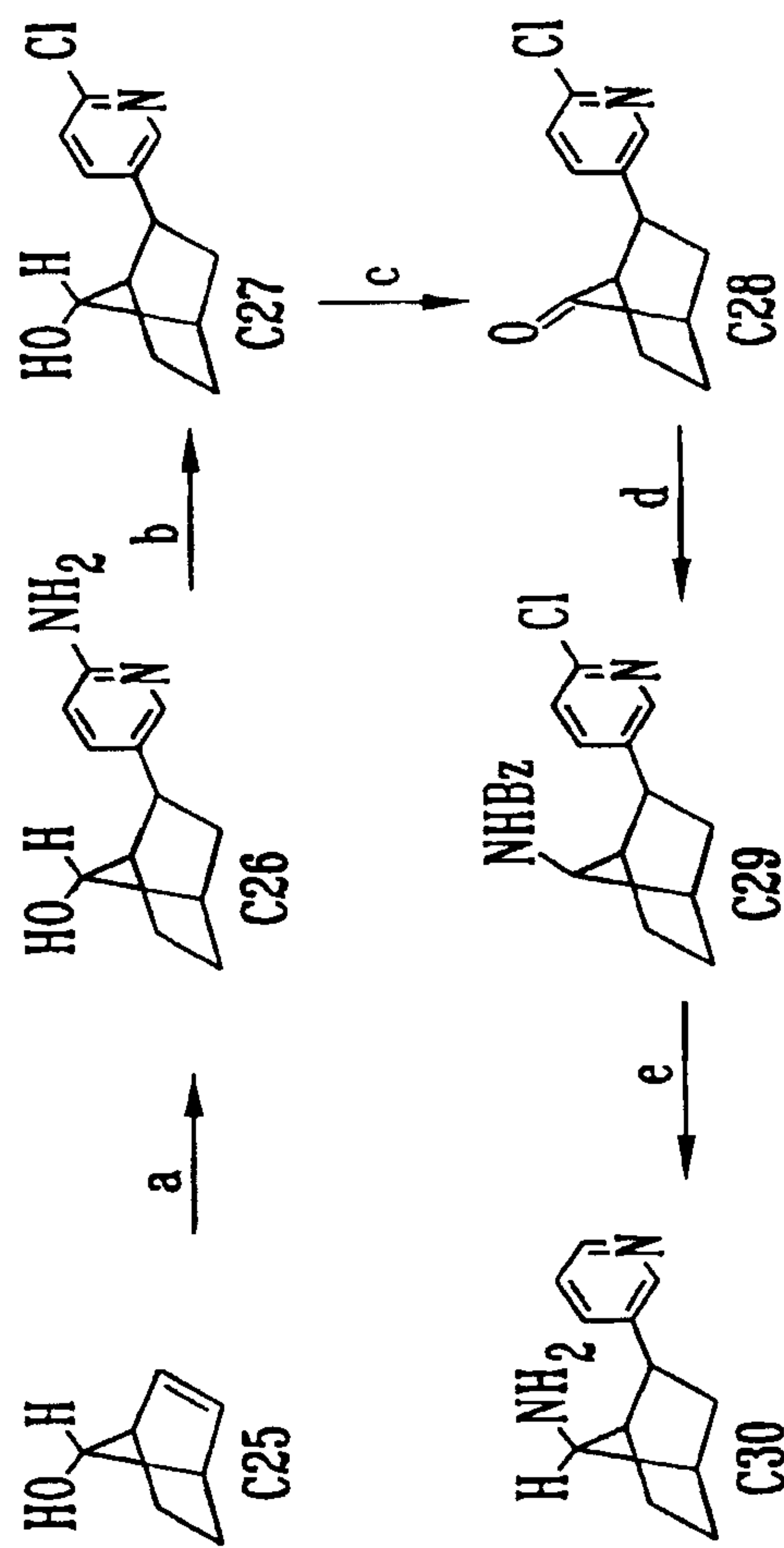


FIG. 4

5/16

Scheme C5



Reagents: (a) KO_2CH , Bu_4NCl , $\text{Pd}(\text{OAc})_2$, DMF , 2-amino-5-iodopyridine; (b) NaNO_2 , HCl , CuCl ; (c) pyridine sulfur trioxide, DMSO , Et_3N ; (d) $\text{C}_6\text{H}_5\text{CH}_2\text{NH}_2$, NaCNBH_3 , CH_3OH ; (e) HCO_2NH_4 , 10% Pd/C , CH_3OH

FIG. 5

6/16

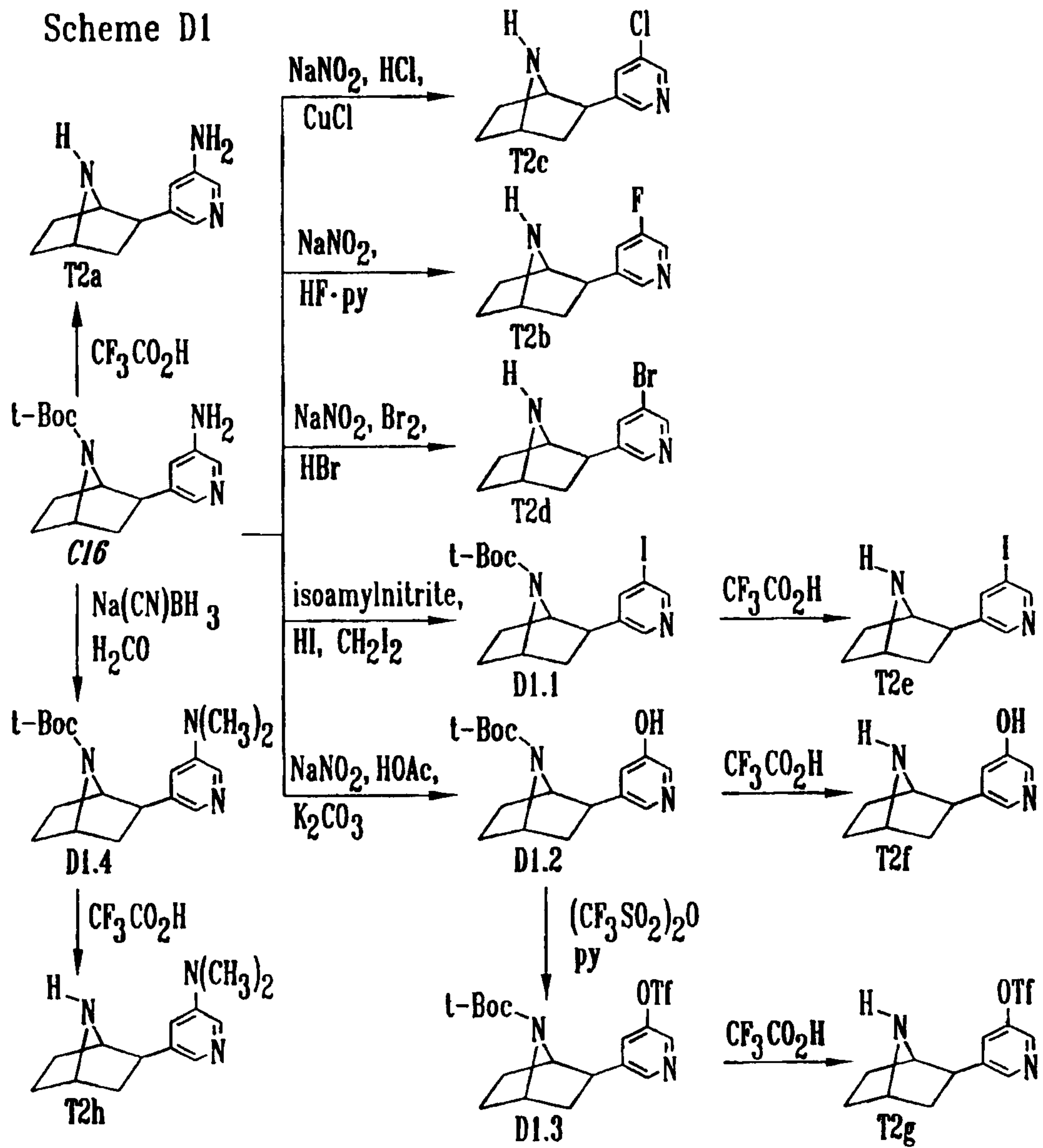


FIG. 6

7/16

Scheme D2

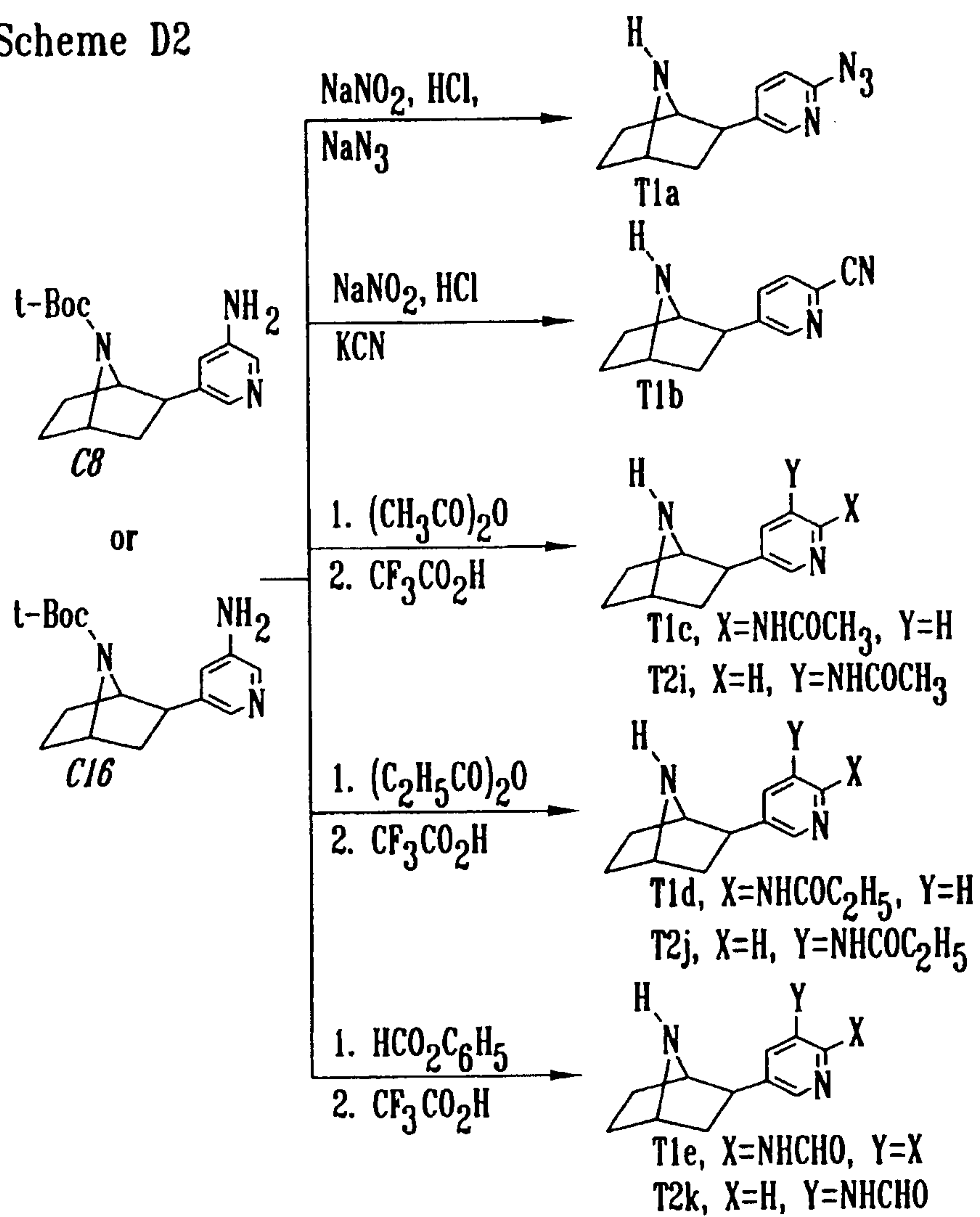


FIG. 7

8/16

Scheme D3

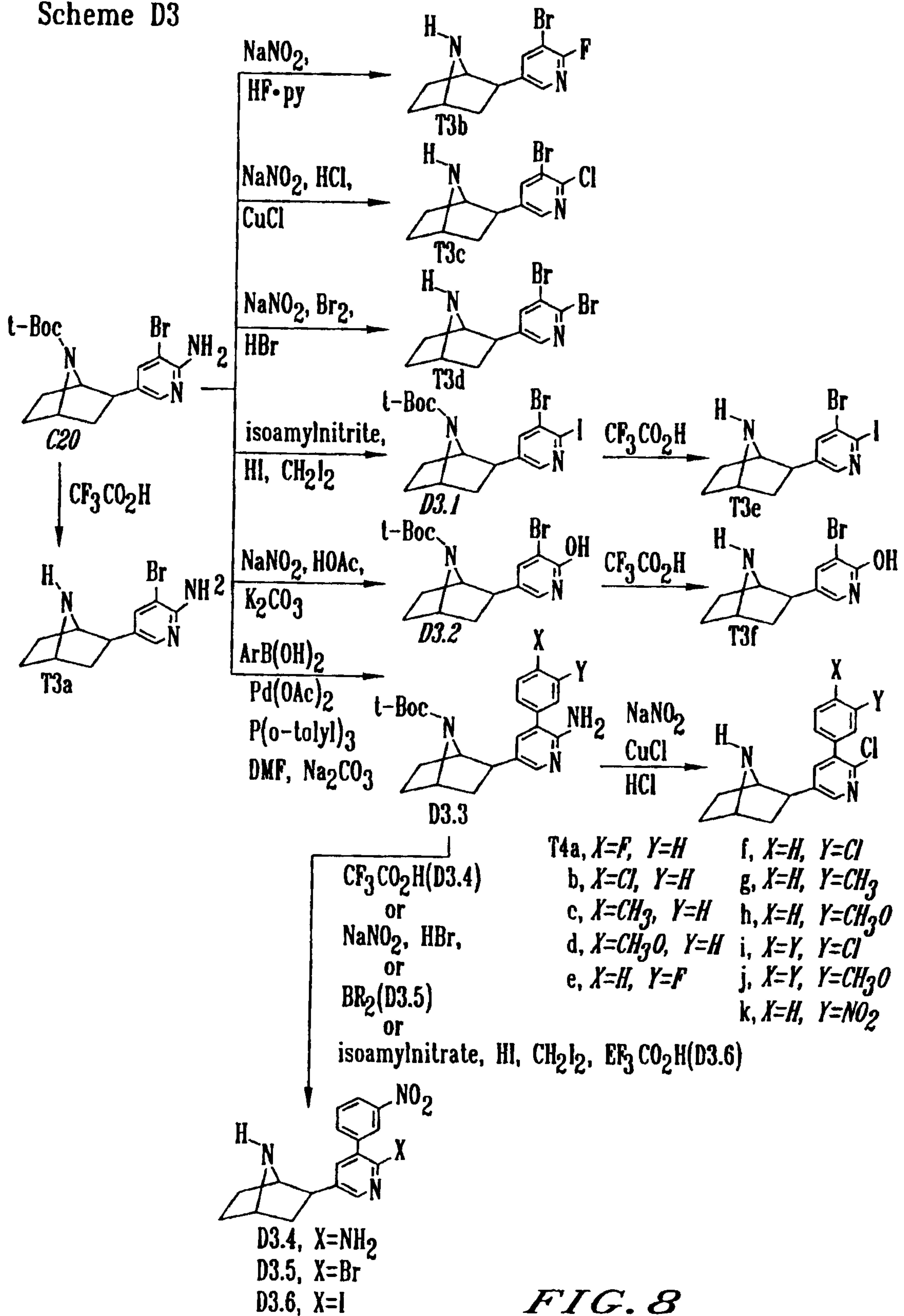


FIG. 8

9/16

Scheme D4

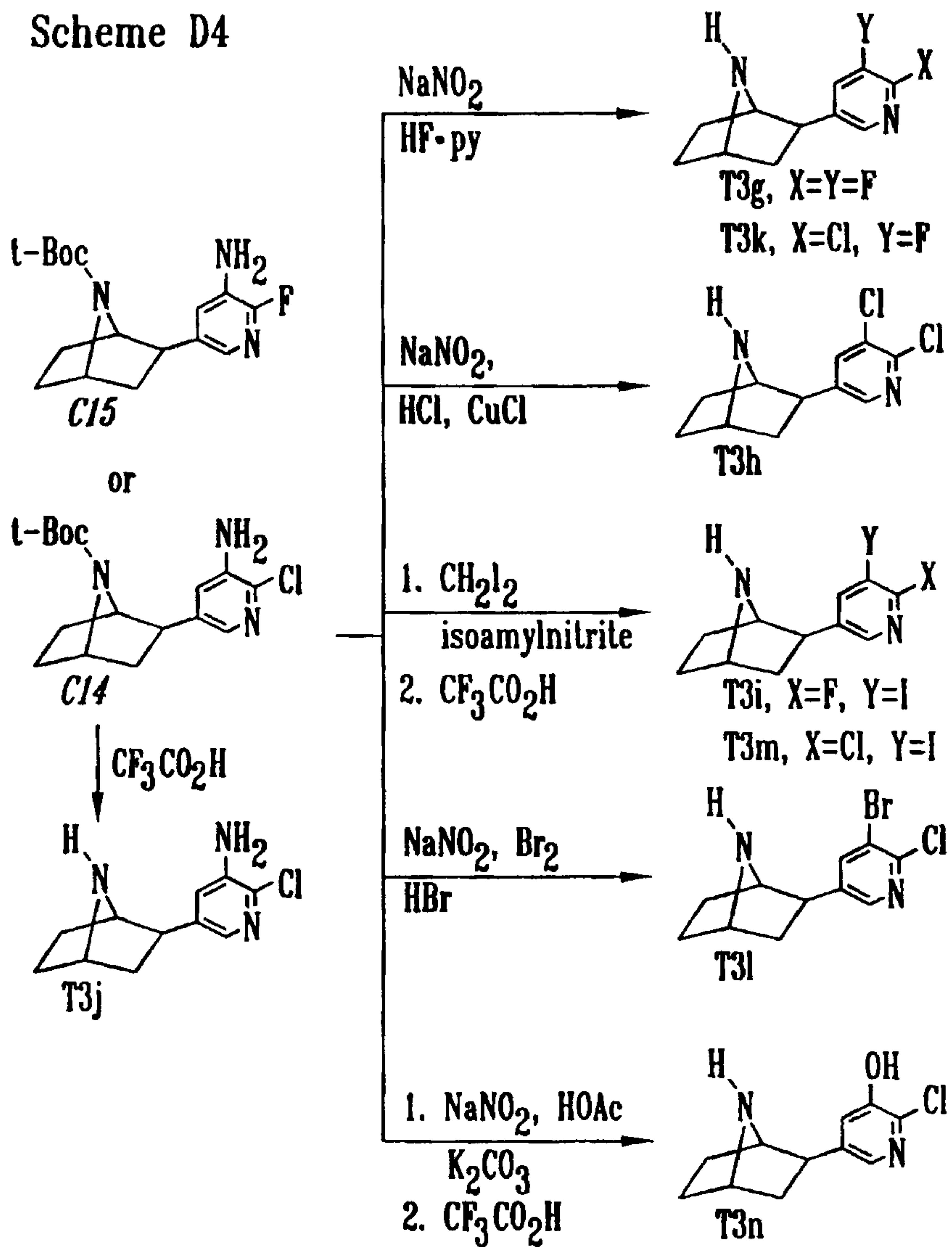


FIG. 9

10/16

Scheme D5

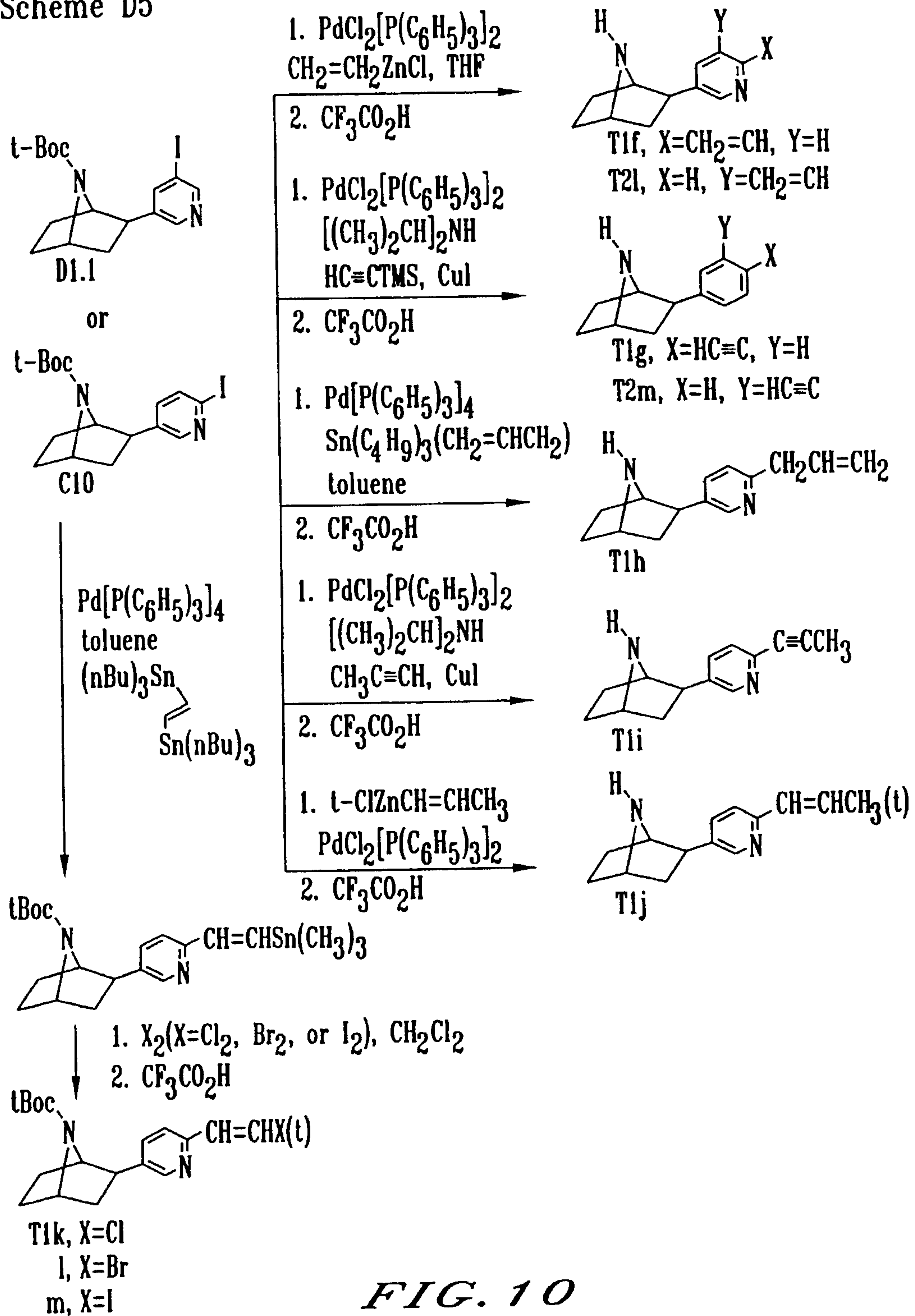


FIG. 10

11/16

Scheme D6

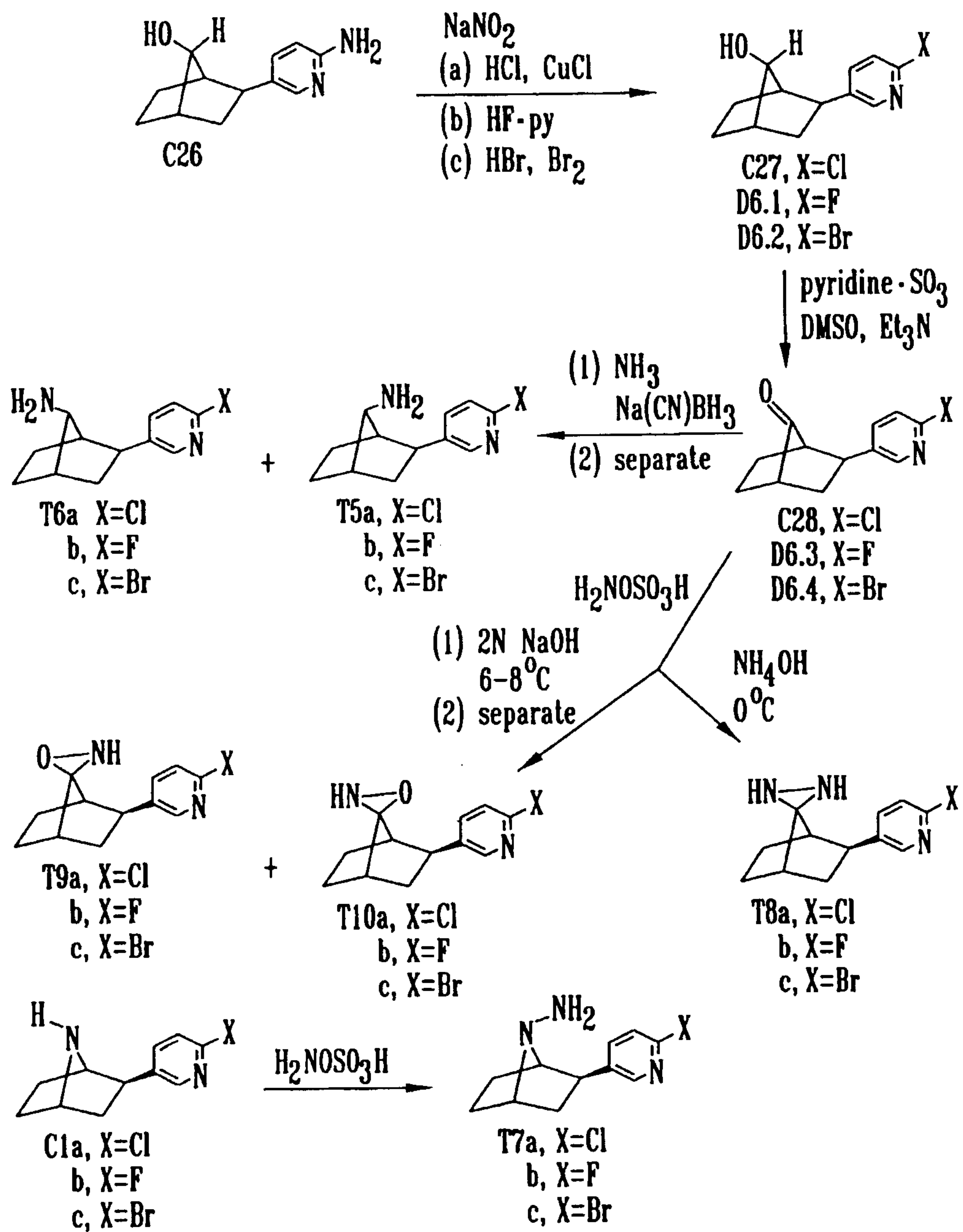
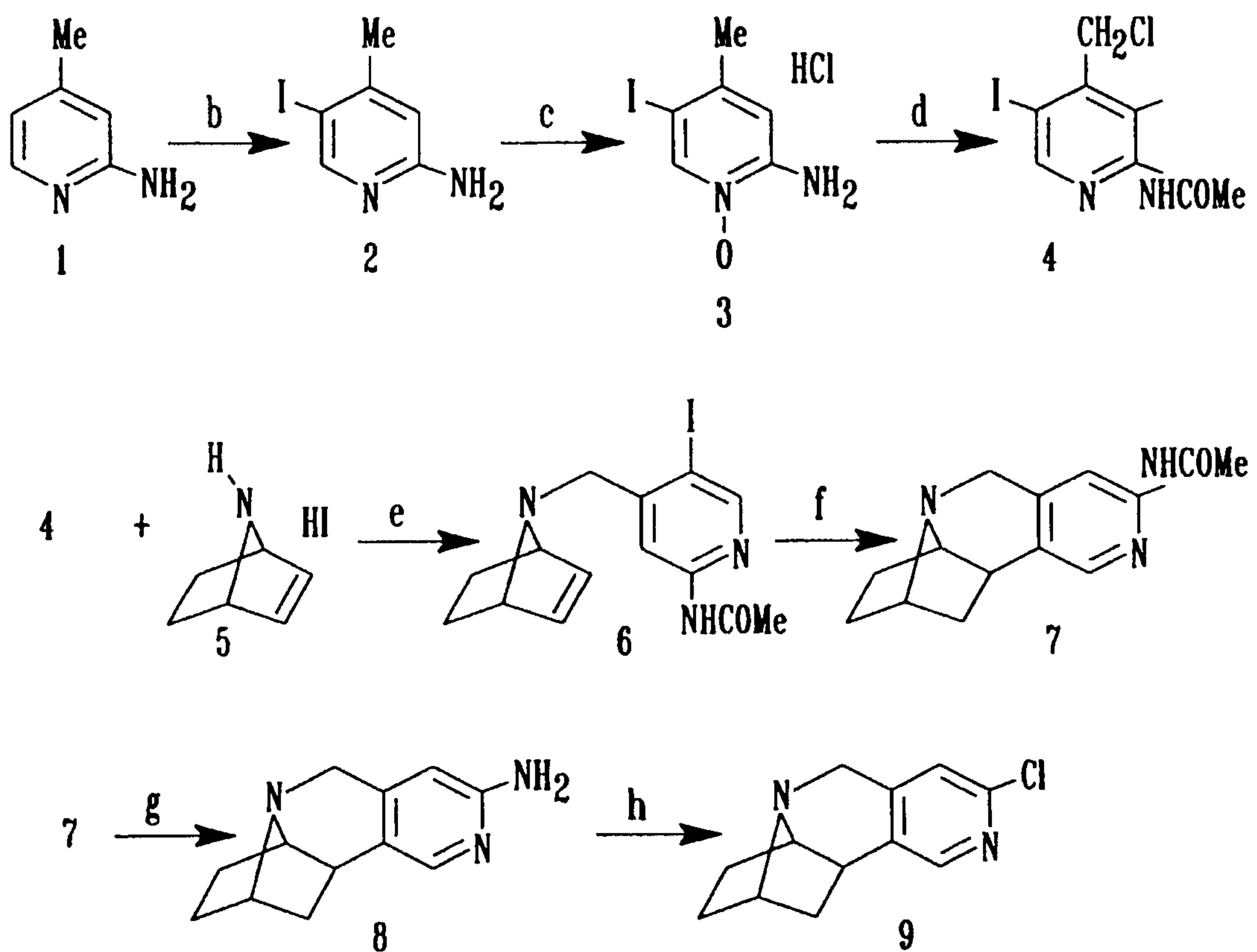


FIG. 11

12/16

Scheme 1

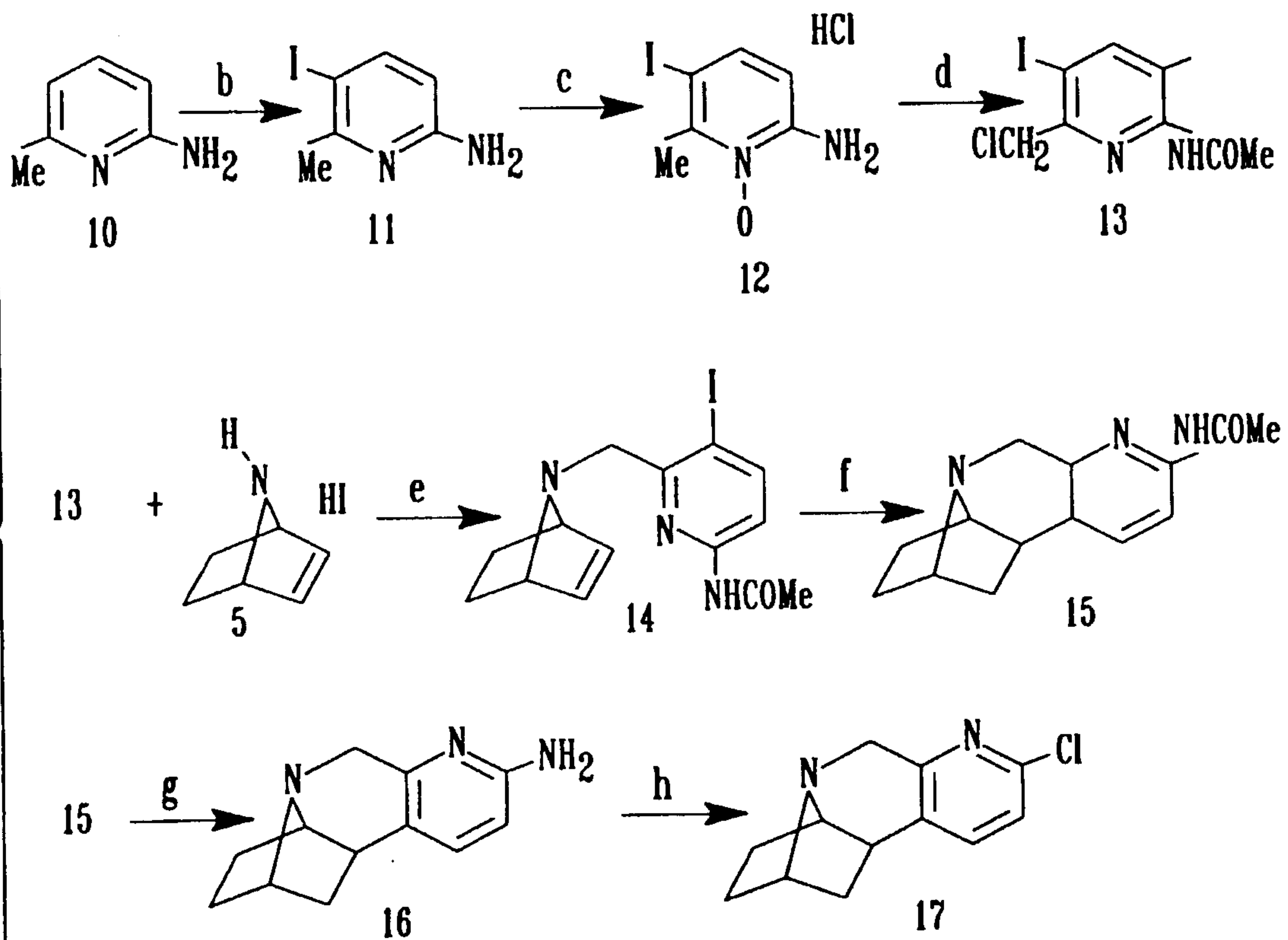


Conditions: (b) H_5IO_6 , I_2 , H_2SO_4 , $HOAc$, H_2O , $80^\circ C$; (c) MCPBA, ethereal HCl ; (d) Ac_2O dioxane, ethereal HCl ; (e) $NaOMe$, $MeOH$; (f) KO_3CH , $Pd(OAc)_2$, Bu_4NCl , DMF , $90^\circ C$; (g) $3N HCl$, reflux; (h) $NaNO_2$, conc. HCl .

FIG. 12

13/16

Scheme 2

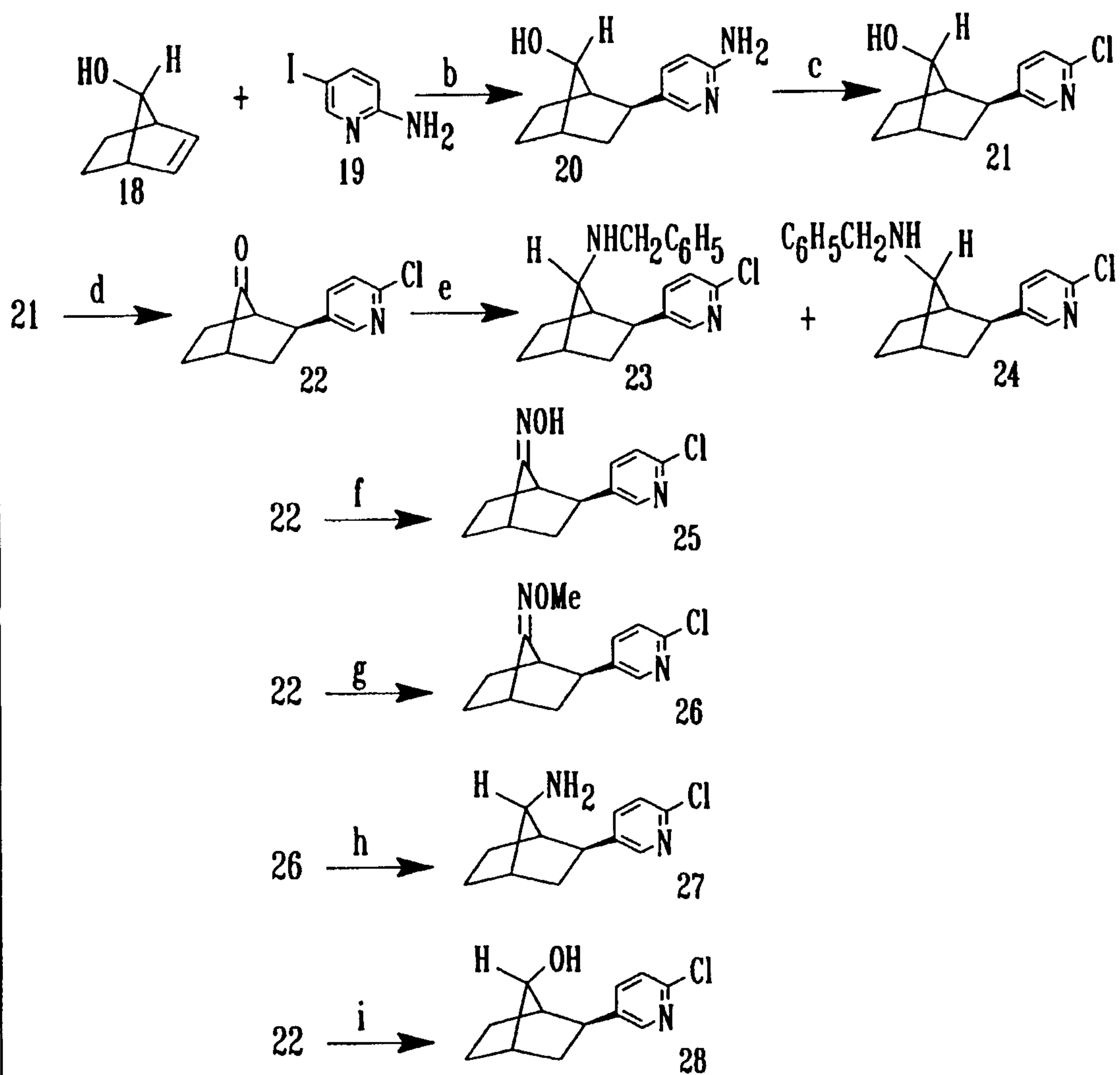


Conditions: (b) H_5IO_6 , I_2 , H_2SO_4 , $HOAc$, H_2O , $80^\circ C$; (c) MCPBA, ethereal HCl ; (d) Ac_2O dioxane, ethereal HCl ; (e) $NaOMe$, $MeOH$; (f) KO_2CH , $Pd(OAc)_2$, Bu_4NCl , DMF , $90^\circ C$; (g) $3N HCl$, reflux; (h) $NaNO_2$, conc. HCl .

FIG. 13

14/16

Scheme 3

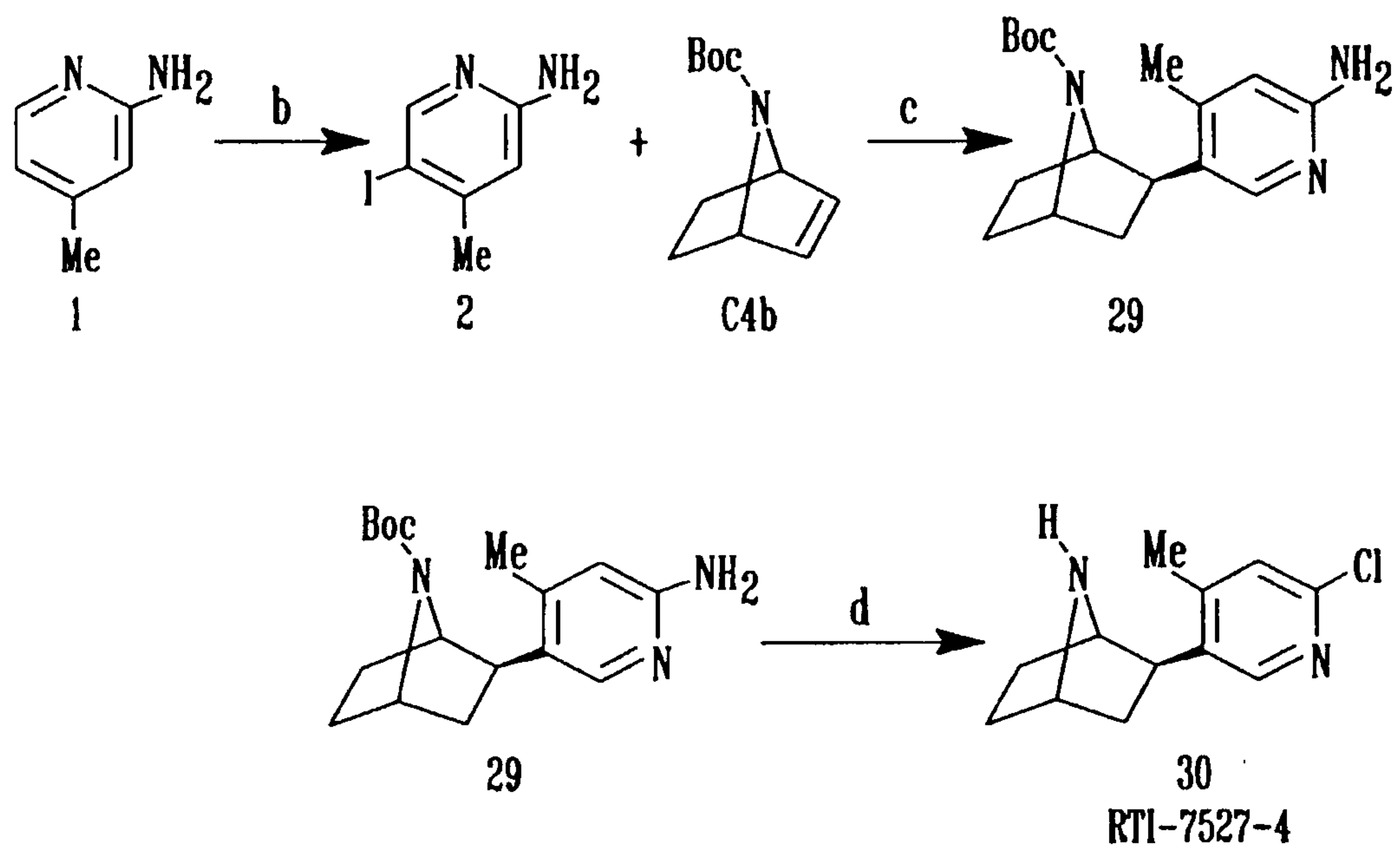


Conditions: (b) KO_2CH , $\text{Pd}(\text{OAc})_2$, Bu_4NCl , DMF, 90°C ; (c) NaNO_2 , HCl; (d) SO_3 pyridine, Et_3N , DMSO; (e) $\text{C}_6\text{H}_5\text{NH}_2$, benzene, reflux; NaCNBH_3 , MeOH; (f) $\text{H}_2\text{NOH HCl}$, K_2CO_3 , EtOH; (g) MeONH_2 , K_2CO_3 , EtOH; (h) B_2H_6 , THF; (i) NaCNBH_3 , MeOH.

FIG. 14

15/16

Scheme 4

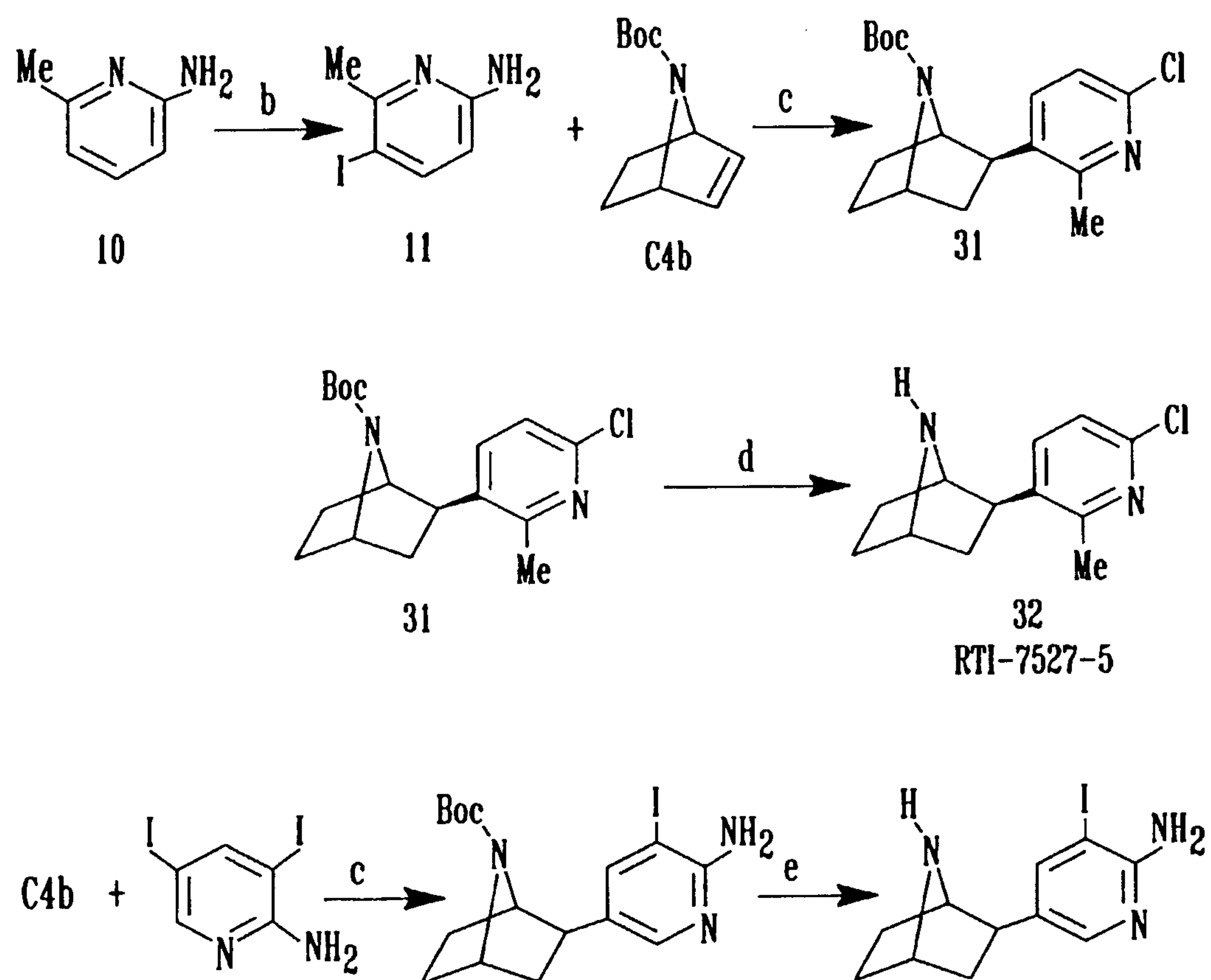


Conditions: (b) H_5IO_6 , H_2SO_4 , HOAc, H_2O , 80°C ; (c) KO_2CH , $\text{Pd}(\text{OAc})_2$, Bu_4NCl , DMF, 90°C ; (d) NaNO_2 , HCl

FIG. 15

16/16

Scheme 5



Conditions: (b) H_5IO_6 , I_2 , H_2SO_4 , $HOAc$, H_2O , $80^\circ C$; (c) KO_2CH , $Pd(OAc)_2$, Bu_4NCl , DMF , $90^\circ C$; (d) $NaNO_2$, HCl

FIG. 16

