



(86) Date de dépôt PCT/PCT Filing Date: 2004/02/09
(87) Date publication PCT/PCT Publication Date: 2004/09/02
(85) Entrée phase nationale/National Entry: 2005/08/17
(86) N° demande PCT/PCT Application No.: IB 2004/000430
(87) N° publication PCT/PCT Publication No.: 2004/074292
(30) Priorité/Priority: 2003/02/21 (60/449,242) US

(51) Cl.Int.⁷/Int.Cl.⁷ C07D 487/08, C07D 209/00
(71) Demandeur/Applicant:
PHARMACIA & UPJOHN COMPANY LLC, US
(72) Inventeurs/Inventors:
ANJEH, TIZAH EVELYN, US;
FEVIG, THOMAS LEE, US;
LAWSON, JON PHILIP, US;
WALKER, DANIEL PATRICK, US;
WISHKA, DONN GREGORY, US
(74) Agent: SMART & BIGGAR

(54) Titre : EXO-(t-BUTYL 2R(+))-2-AMINO-7-AZABICYCLO[2.2.1]HEPTANE-7-CARBOXYLATE, INTERMEDIARES ET LEUR PROCEDE DE PREPARATION ET D'UTILISATION
(54) Title: EXO-(t-BUTYL 2R(+))-2-AMINO-7-AZABICYCLO[2.2.1]HEPTANE-7-CARBOXYLATE, INTERMEDIATES, AND PROCESS TO PREPARE AND ISOLATE THEM

(57) **Abrégé/Abstract:**

The present invention relates to exo-(t-butyl 2R(+))-2-amino-7-azabicyclo[2.2.1]heptane-7-carboxylate (formula 1) a novel compound, and the process for the preparation thereof, and novel intermediates therein.



(12) INTERNATIONAL APPLICATION PUBLISHED UNDER THE PATENT COOPERATION TREATY (PCT)

(19) World Intellectual Property
Organization
International Bureau



(43) International Publication Date
2 September 2004 (02.09.2004)

PCT

(10) International Publication Number
WO 2004/074292 A1

- (51) International Patent Classification⁷: **C07D 487/08** // (74) Agents: **LUMB, J., Trevor** et al.; C/o Lawrence, Jackie, Pfizer Inc., Mailstop 8260-1615, Eastern Point Road, Groton, CT 06340 (US).
(C07D 487/08, 209/00, 209:00)
- (21) International Application Number: PCT/IB2004/000430 (81) Designated States (unless otherwise indicated, for every kind of national protection available): AE, AG, AL, AM, AT, AU, AZ, BA, BB, BG, BR, BW, BY, BZ, CA, CH, CN, CO, CR, CU, CZ, DE, DK, DM, DZ, EC, EE, EG, ES, FI, GB, GD, GE, GH, GM, HR, HU, ID, IL, IN, IS, JP, KE, KG, KP, KR, KZ, LC, LK, LR, LS, LT, LU, LV, MA, MD, MG, MK, MN, MW, MX, MZ, NA, NI, NO, NZ, OM, PG, PH, PL, PT, RO, RU, SC, SD, SE, SG, SK, SL, SY, TJ, TM, TN, TR, TT, TZ, UA, UG, US, UZ, VC, VN, YU, ZA, ZM, ZW.
- (22) International Filing Date: 9 February 2004 (09.02.2004)
- (25) Filing Language: English
- (26) Publication Language: English
- (30) Priority Data: 60/449,242 21 February 2003 (21.02.2003) US
- (71) Applicant (for all designated States except US): **PHARMACIA & UPJOHN COMPANY** [US/US]; 301 Henrietta Street, Kalamazoo, MI 49001 (US).
- (72) Inventors; and
- (75) Inventors/Applicants (for US only): **ANJEH, Tizah, Evelyn** [US/US]; Pfizer Global Research and Development, 700 Chesterfield Parkway West, Chesterfield, MO 63017 (US). **FEVIG, Thomas, Lee** [US/US]; Pfizer Global Research and Development, 700 Chesterfield Parkway West, Chesterfield, MO 63017 (US). **LAWSON, Jon, Philip** [US/US]; Pfizer Global Research and Development, 700 Chesterfield Parkway West, Chesterfield, MO 63017 (US). **WALKER, Daniel, Patrick** [US/US]; Pfizer Global Research and Development, Eastern Point Road, Groton, CT 06340 (US). **WISHKA, Donn, Gregory** [US/US]; Pfizer Global Research and Development, Eastern Point Road, Groton, CT 06340 (US).
- (84) Designated States (unless otherwise indicated, for every kind of regional protection available): ARIPO (BW, GH, GM, KE, LS, MW, MZ, SD, SL, SZ, TZ, UG, ZM, ZW), Eurasian (AM, AZ, BY, KG, KZ, MD, RU, TJ, TM), European (AT, BE, BG, CH, CY, CZ, DE, DK, EE, ES, FI, FR, GB, GR, HU, IE, IT, LU, MC, NL, PT, RO, SE, SI, SK, TR), OAPI (BF, BJ, CF, CG, CI, CM, GA, GN, GQ, GW, ML, MR, NE, SN, TD, TG).
- Published:**
- with international search report
 - before the expiration of the time limit for amending the claims and to be republished in the event of receipt of amendments
- For two-letter codes and other abbreviations, refer to the "Guidance Notes on Codes and Abbreviations" appearing at the beginning of each regular issue of the PCT Gazette.

(54) Title: EXO-(T-BUTYL 2R(+))-2-AMINO-7-AZABICYCLO[2.2.1]HEPTANE-7-CARBOXYLATE, INTERMEDIATES, AND PROCESS TO PREPARE AND ISOLATE THEM

(57) Abstract: The present invention relates to *exo*-(t-butyl 2R(+))-2-amino-7-azabicyclo[2.2.1]heptane-7-carboxylate (formula 1) a novel compound, and the process for the preparation thereof, and novel intermediates therein.

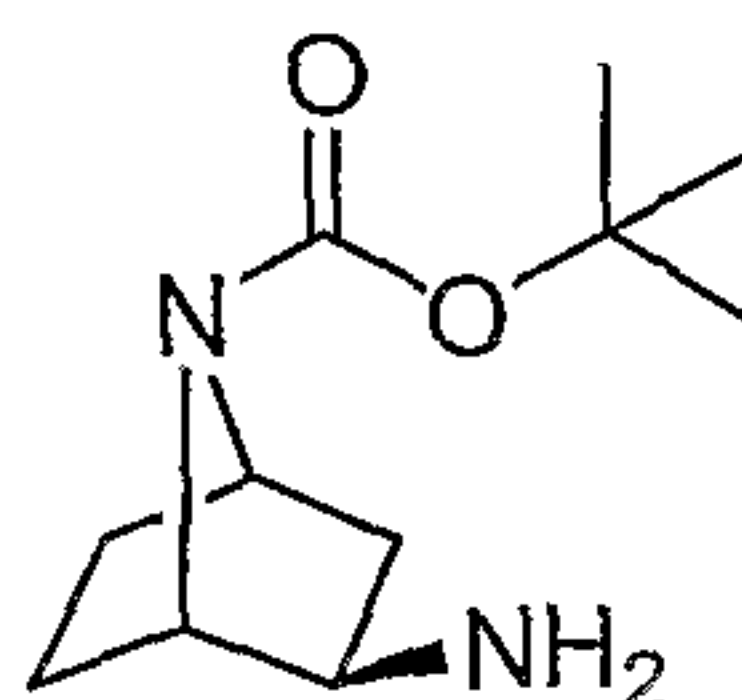
WO 2004/074292 A1

EXO-(*t*-BUTYL 2*R*(+))-2-AMINO-7-AZABICYCLO[2.2.1]HEPTANE-7-CARBOXYLATE, INTERMEDIATES, AND PROCESS TO PREPARE AND ISOLATE THEM

5

FIELD OF INVENTION

The present invention relates to *exo*-(*t*-butyl 2*R*(+))-2-amino-7-azabicyclo[2.2.1]heptane-7-carboxylate (formula 1) a novel compound, and the process for the preparation thereof, and novel intermediates therein.



10

Formula 1

BACKGROUND OF THE INVENTION

Exo-(*t*-butyl 2*R*(+))-2-amino-7-azabicyclo[2.2.1]heptane-7-carboxylate is useful for the preparation of compounds or medicaments useful for the treatment of diseases, including, but not limited to, diseases of the central nervous system and other diseases where a mammal would receive symptomatic relief from the activation of alpha 7 nicotinic acetylcholine receptors ($\alpha 7$ nAChRs). Nicotinic acetylcholine receptors (nAChRs) play a large role in central nervous system (CNS) activity and in different tissues throughout the body. There are several types of nAChRs, and each one appears to have a different role. Some nicotinic receptors regulate CNS function (they are known to be involved in functions, including, but not limited to, cognition, learning, mood, emotion, and neuroprotection); some regulate pain, inflammation, cancer, and diabetes by controlling tumor necrosis factor alpha (TNF- α); and some regulate vascular angiogenesis (for example, the binding of nicotine to the alpha-7 nAChR stimulates DNA synthesis and proliferation of vascular endothelial cells *in vitro* (Villablanca, A.C., 1998, *J. Appl. Physiol.*, 84(6):2089-2098) and induces angiogenesis *in vivo* (Heeschen C., et al. 2002, *J. Clin. Invest.*, 110:527-535; Heeschen, C., et al. 2001, *Nature Medicine*, 7(7): 833-839)). Nicotine affects all such receptors, and has a variety of activities. Unfortunately, not all of the activities are

30

desirable. In fact, undesirable properties of nicotine include its addictive nature and the low ratio between efficacy and safety.

Cell surface receptors are, in general, excellent and validated drug targets. nAChRs comprise a large family of ligand-gated ion channels that control neuronal activity and brain function. These receptors have a pentameric structure. In mammals, this gene family is composed of nine alpha and four beta subunits that co-assemble to form multiple subtypes of receptors that have a distinctive pharmacology. Acetylcholine is the endogenous regulator of all of the subtypes, while nicotine non-selectively activates all nAChRs.

The $\alpha 7$ nAChR is one receptor system that has proved to be a difficult target for testing. Native $\alpha 7$ nAChR is not routinely able to be stably expressed in most mammalian cell lines (Cooper and Millar, *J. Neurochem.*, 1997, 68(5):2140-51). Another feature that makes functional assays of $\alpha 7$ nAChR challenging is that the receptor is rapidly (100 milliseconds) inactivated. This rapid inactivation greatly limits the functional assays that can be used to measure channel activity.

Agonists of the $\alpha 7$ nAChR are assayed using a cell-based, calcium flux assay on FLIPR. SHEP-1 cells expressing a novel, mutated form of the $\alpha 7$ nAChR that permitted stable cell surface expression were used for these assays. The details of the mutated form of the $\alpha 7$ nAChR are described in WO 00/73431.

Exo-(*t*-butyl 2*R*(+))-2-amino-7-azabicyclo[2.2.1]heptane-7-carboxylate is a precursor for making full $\alpha 7$ nAChRs agonists. The present invention provides a safer and efficient route for the preparation of this key intermediate having absolute stereochemistry at C-2 of the azabicyclic ring system of the 2-amino-7-azabicyclo[2.2.1]heptane intermediate. Synthetic approaches to this ring system have been summarized in a recent review (Chen, Z. and Trudell, M. L., *Chem. Rev.*, 1996, 96, 1179). In almost all of these approaches, the ultimate target was the naturally occurring alkaloid, epibatidine. However, *exo*-(*t*-butyl 2*R*(+))-2-amino-7-azabicyclo[2.2.1]heptane-7-carboxylate has not been prepared to our knowledge.

US Patent 6,255,490 discloses 7-azabicyclo[2.2.1]-heptane and -heptene derivatives as cholinergic receptor ligands.

US Patent 6,117,889 discloses 7-azabicyclo[2.2.1]-heptane and -heptene derivatives as analgesics and anti-inflammatory agents.

US Patent 6,060,473 discloses 7-azabicyclo[2.2.1]-heptane and -heptene derivatives as cholinergic receptor ligands.

US Patent 6,054,464 discloses azabicyclic esters of carbamic acids useful in therapy, especially in the treatment or prophylaxis of psychotic disorders and
5 intellectual impairment disorders, as well as intermediates and use of intermediates in synthesis.

US Patent 5,817,679 discloses 7-azabicyclo[2.2.1]-heptane and -heptene derivatives as cholinergic receptor ligands.

GB 1,167,688 discloses dealkylation of cyclic N-alkyl derivatives.

10 In Chen, Z. and Trudell, M. L., *Chem. Rev.*, 1996, 96, 1179, the chemistry of 7-azabicyclo[2.2.1]hepta-2,5-diene, 7-azabicyclo[2.2.1]hepta-2-ene and 7-azabicyclo[2.2.1]heptane is discussed.

In Fletcher, et al., *J. Chem. Soc. Commun.*, 1993, 15, 1216-1218, the synthesis of (+)- and (-)-Epibatidine is discussed.

15 In Grunewald, G. L. et al., *J. Med. Chem.*, 1988, 31, 433, conformational and steric aspects of the inhibition of phenylethanolamine N-methyltransferase by benzylamines is discussed.

In Salvatore, R. N. et al., *J. Org. Chem.*, 2001, 66, 1035, the efficient carbamate synthesis via a three-component coupling of an amine, CO₂, and alkyl
20 halides in the presence of Cs₂CO₃ and tetrabutylammonium iodide is discussed.

In Olivo and Hemenway, *J. Org. Chem.*, 1999, 64(24), 8968-8969, the total synthesis of (+/-)-Epibatidine using a biocatalytic approach is discussed.

In Zhang, C. and Trudell, M. L., *J. Org. Chem.*, 1996, 61, 7189, a short and efficient total synthesis of (+/-)-Epibatidine is discussed.

25 In Bai, D.; Xu, R. et al., *J. Org. Chem.*, 1996, 61, 4600, synthesis of (+/-)-Epibatidine and its analogs is discussed.

In Fletcher, et al., *J. Org. Chem.*, 1994 59(7), 1771-1778, total synthesis and determination of the absolute configuration of Epibatidine is discussed.

30 In House, H. O. et al., *J. Org. Chem.*, 1968, 34, 2324, preparation of trimethylsilyl enol ethers is discussed.

In Cheng, J. and Trudell, M.L., *Org. Lett.*, 2001, 3(9), 1371-1374, the synthesis of N-heteroaryl-7-azabicyclo[2.2.1]heptane derivatives via palladium-bisimidazol-2-ylidene complex catalyzed amination reactions is discussed.

In Ramanaiah, K.V.C.V., et al., *Org. Lett.*, 1999 1(9) 1439-1441, the synthesis and stereochemical assignment of *exo*- and *endo*-7-methyl-7-azabicyclo[2.2.1]heptan-2-ol is discussed.

In Kende, A. S., *Org. Reactions*, 1960, 11, 261, the Favorskii rearrangement of
5 haloketones is discussed.

In Cabanal-Duvillard, I., et al., *Tetrahedron*, 2000, 56, 3763-3769, a formal asymmetric synthesis of (-)-Epibatidine using a highly diastereoselective hetero Diels-Alder reaction is discussed.

In Karstens, Willem F.J., et al., *Tetrahedron. Lett.*, 1999, 40, 8629-8632, the
10 application of an organozinc reagent derived from (*S*)-Pyroglutamic acid is discussed for a formal synthesis of Epibatidine.

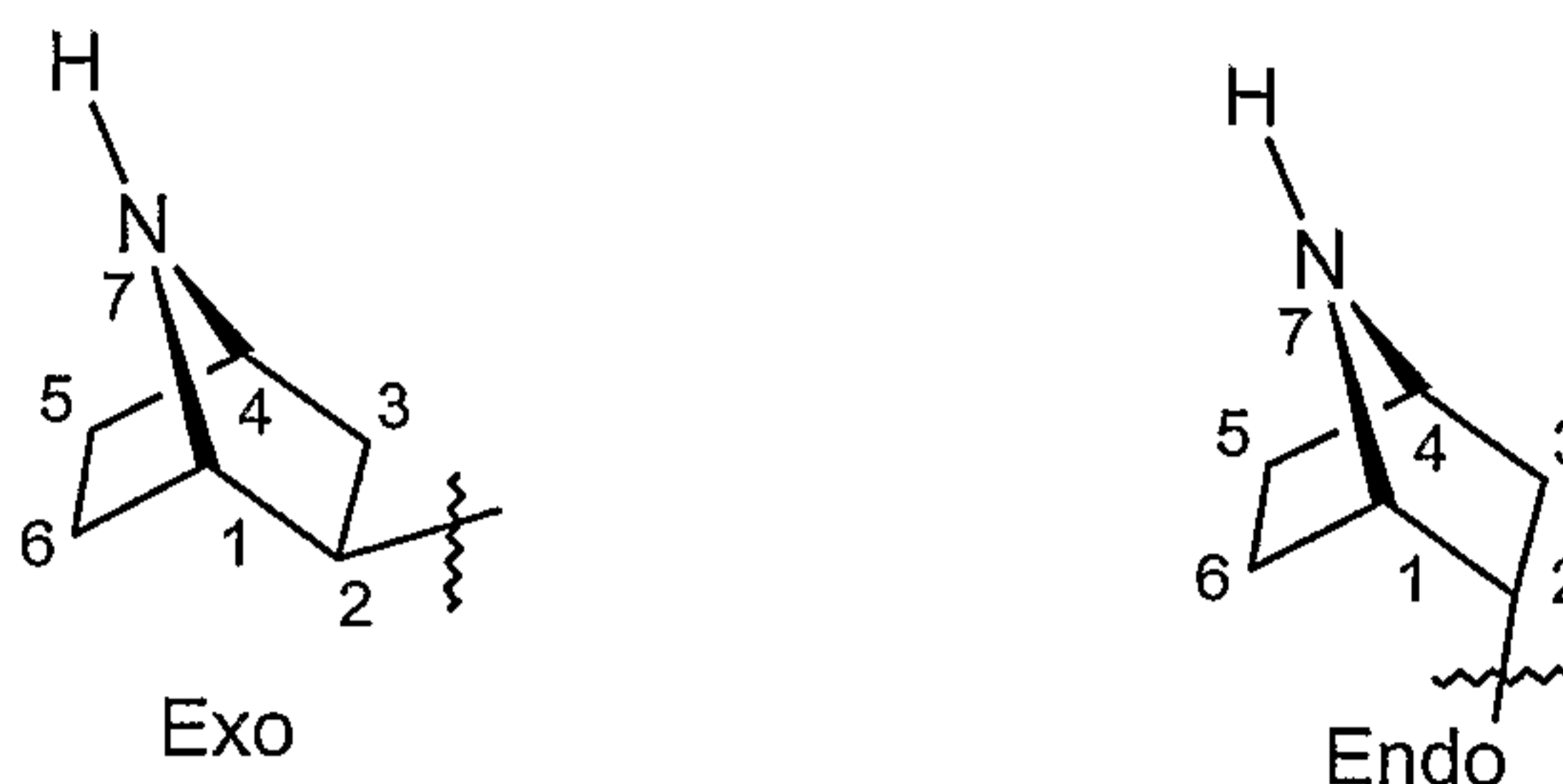
In Cabanal-Duvillard, I., et al., *Tetrahedron. Lett.*, 1998, 39(29), 5181-5184, the expeditious formal synthesis of (+/-)-Epibatidine using diastereoselective bromohydroxylation of aminocyclohexene derivatives is discussed.

In Bajwa, J. S., *Tetrahedron. Lett.*, 1992, 33, 2955, a one-pot transformation of
15 benzyl carbamates into *t*-butyl carbamates is discussed.

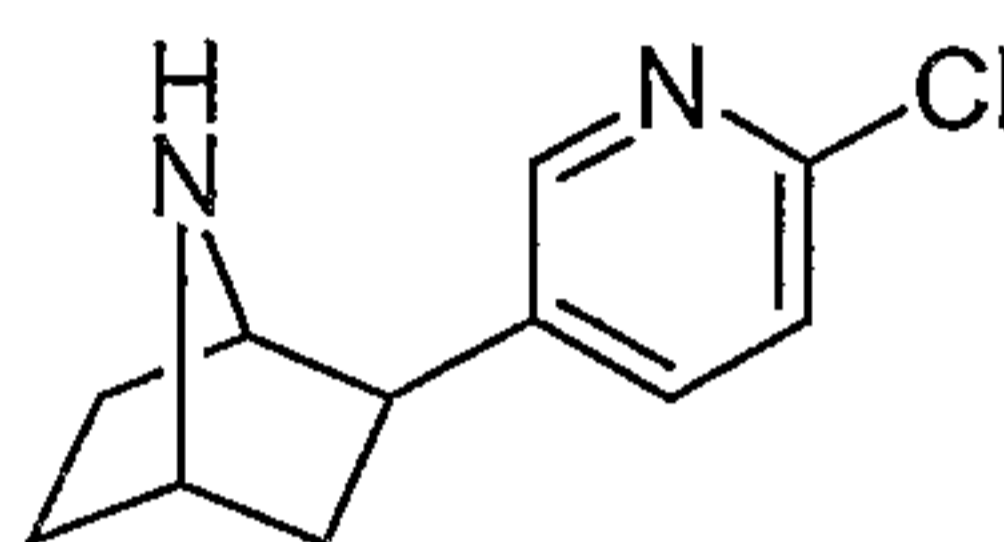
SUMMARY OF INVENTION

The present invention provides a safe and efficient route for the preparation of
20 *exo*-(*t*-butyl 2*R*(+))-2-amino-7-azabicyclo[2.2.1]heptane-7-carboxylate, formula 1, a key intermediate having absolute 1*S*, 2*R*, 4*R* or *exo*-2*R* stereochemistry on the azabicyclic ring system. The terms *exo* and *endo* are stereochemical prefixes that describe the relative configuration of a substituent on a bridge (not a bridgehead) of a bicyclic system. If a substituent is oriented toward the larger of the other bridges, it is
25 *endo*. If a substituent is oriented toward the smaller bridge, it is *exo*. Depending on the substitution on the carbon atoms, the *endo* and *exo* orientations can give rise to different stereoisomers. For instance, in Formula 1, when carbons 1 and 4 are substituted with hydrogen and carbon 2 is bonded to a nitrogen-containing species, the *endo* orientation gives rise to the possibility of a pair of enantiomers: either the 1*S*, 2*S*,
30 4*R* isomer or its enantiomer, the 1*R*, 2*R*, 4*S* isomer. Likewise, the *exo* orientation gives rise to the possibility of another pair of stereoisomers which are diastereomeric and C-2 epimeric with respect to the *endo* isomers: either the 1*R*, 2*S*, 4*S* isomer or its

enantiomer, the $1S, 2R, 4R$ isomer. The compounds of the present invention are $1S, 2R, 4R$, or *exo-2(R)*.



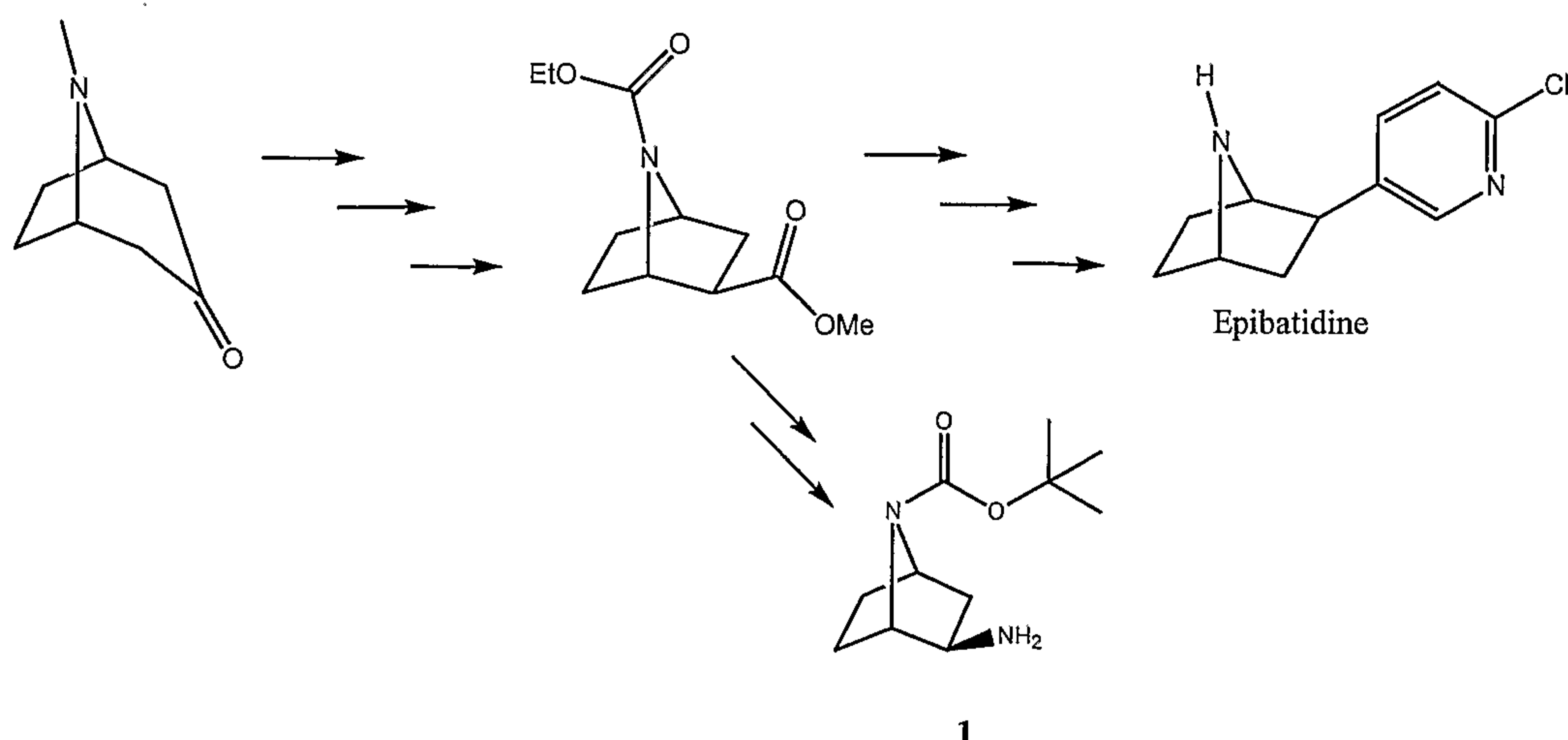
Compounds having the azabicyclo[2.2.1]heptane skeleton have been described; synthetic approaches to this ring system have been summarized in a recent review (Chen, Z. and Trudell, M. L., *Chem. Rev.*, **1996**, *96*, 1179). In almost all of these approaches, the ultimate target was the naturally occurring alkaloid, epibatidine.



epibatidine

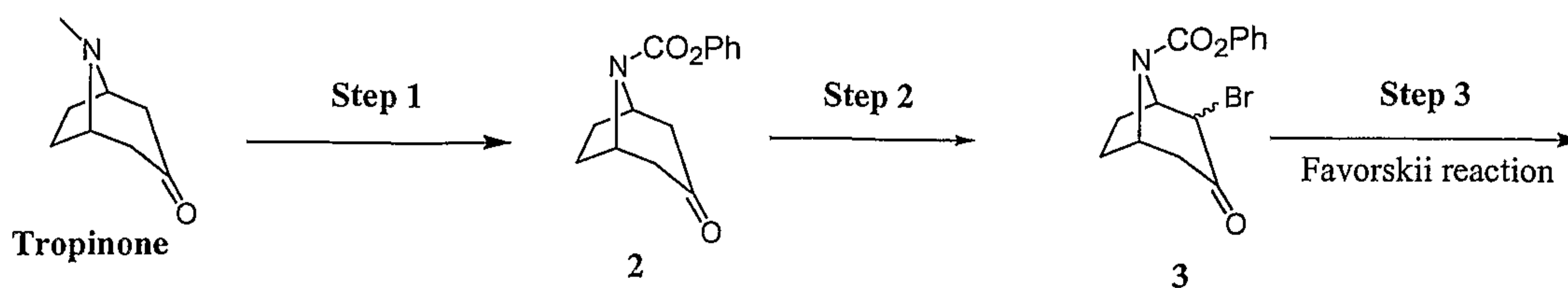
Careful examination of these approaches revealed that most of them were unsuitable for adaptation to large-scale preparation of formula **1**. Many of the routes entailed an excessive number of steps, or used raw materials that were hazardous or not readily available. Others proceeded through intermediates that were hazardous, or contained functionality detrimental to the synthesis of **1**.

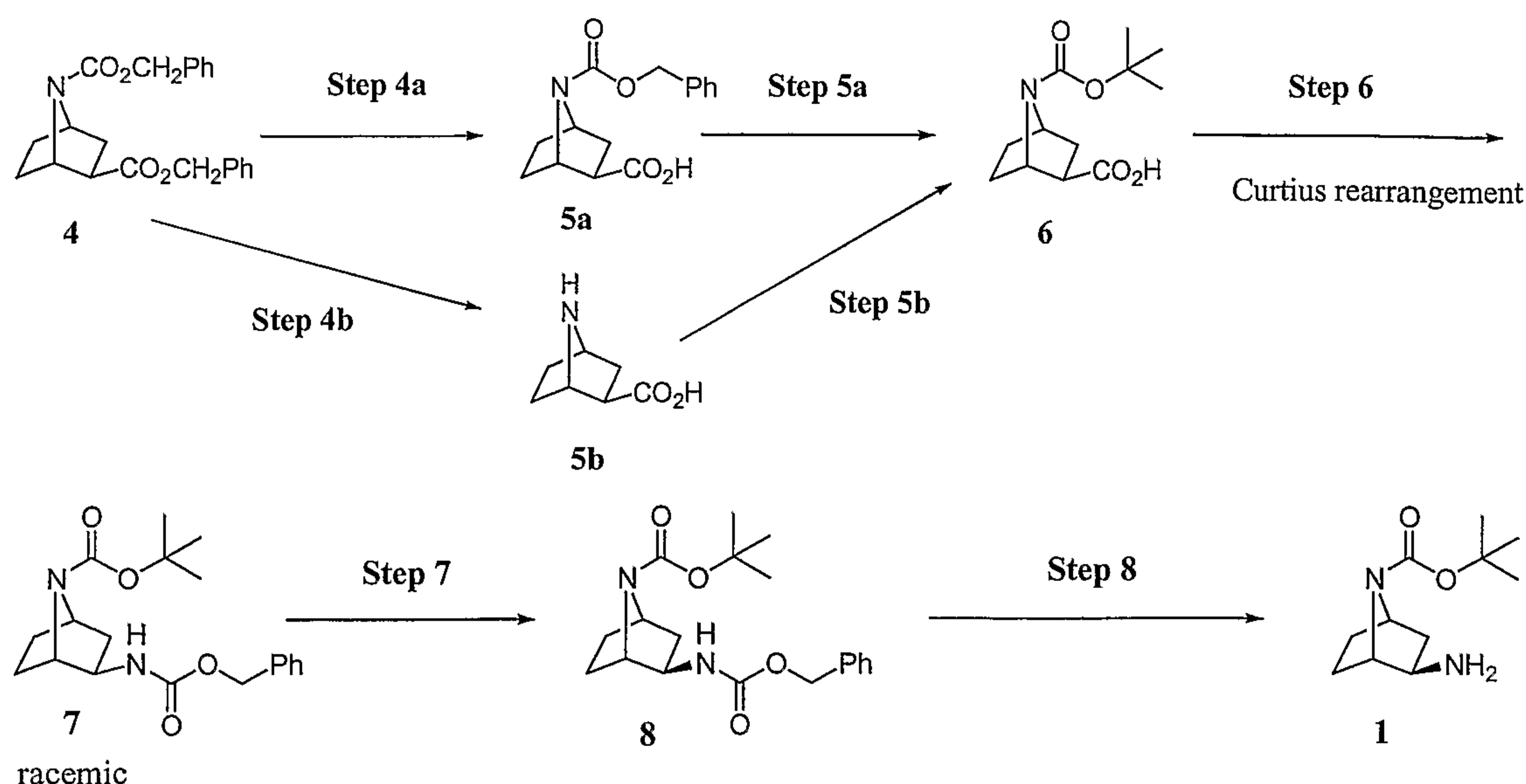
A recent synthesis of epibatidine reported by Bai et al (Bai, D.; Xu, R. et al., *J. Org. Chem.*, 1996, *61*, 4600), held potential for adaptation to a synthesis of formula **1**. The reference reported that epibatidine could be obtained from tropinone using a Favorskii rearrangement to obtain the 2.2.1 azabicyclic ring system in epibatidine. This synthesis used relatively inexpensive, non-hazardous and readily available raw materials, and went through an intermediate that could be a precursor to **1**:



Our attempts to apply the chemistry reported by Bai in the process to give formula **1** had several problems. For example, the ethyl carbamate group used in the Bai synthesis could not be removed in the presence of the functionality required for the synthesis of formula **1**. Also, upon close examination, the conditions used by Bai in the key Favorskii rearrangement step were found to give an approximate 3/1 mixture of diastereoisomers, as well as partial carbamate interchange. This rendered the procedure unscalable to make formula **1**. Surprisingly, we were able to overcome these difficulties to find a novel, scaleable, safe, and efficient synthesis of **1**. See Scheme 1. First, we found that the phenyl carbamate provided an intermediate that is stable to the bromination conditions and is easily removed later. Also, the conditions used for the Favorskii rearrangement were modified so as to produce an easily manipulated benzyl carbamate by using sodium benzyloxide as the base in the reaction. Surprisingly, carbamate interchange allowed this to occur. Moreover, by using benzyl alcohol, a dramatic improvement in the stereoselectivity of the reaction is obtained. The improved selectivity allows an isomerization and/or a purification step to be avoided, and simplified downstream processing. Another aspect of the present invention is the preparation of **1** according to the process as outlined in Scheme 1.

Scheme 1





Application of these solutions led to an efficient, safe and scalable synthesis of dibenzyl 7-azabicyclo[2.2.1]heptane-2,7-dicarboxylate (**4**). This new compound could be converted into **1** by the sequence of reactions shown. Because of the very high selectivity of the Favorskii reaction, 7-(*tert*-butoxycarbonyl)-7-azabicyclo[2.2.1]heptane-2-carboxylic acid (**6**) could ultimately be obtained as a single diastereoisomer (*exo*, as shown). This was done by removing the protecting groups from **4** and installing the required *t*-butyl carbamate group to give carboxylic acid **6**. The amino group is introduced by taking advantage of the Curtius rearrangement, which is known to proceed with retention of stereochemistry. The product of the Curtius rearrangement, an isocyanate, is trapped with benzyl alcohol to give the racemic *tert*-butyl 2-[[[(benzyloxy)carbonyl]amino]-7-azabicyclo[2.2.1]heptane-7-carboxylate (**7**). This new compound was readily purified by crystallization, and the enantiomers thereof separated by chiral chromatography. A final hydrogenolysis affords **1** in high yield and high chemical and stereochemical purity.

Tropinone is converted into phenyl 3-oxobicyclo[3.2.1]octane-8-carboxylate (**2**) by dissolving tropinone in an inert organic reaction solvent, adding a weak insoluble inorganic base, conducting the reaction at a temperature of at least about 0°C, adding phenyl chloroformate, optionally heating to reflux after addition is complete, and isolating **2**. **2** can be isolated by slowly adding an antisolvent, cooling the reaction from about -10°C to about 20°C, collecting **2** by filtration, washing with

a dilute acid solution, then washing with water, and optionally washing with a dilute base solution.

Step 1 is conducted in an inert organic solvent, including, but not limited to, toluene, acetonitrile, dichloromethane, or ethyl acetate; in the presence of a weak
5 insoluble inorganic base, including, but not limited to, sodium or potassium bicarbonate or sodium or potassium carbonate; at 0°C to 110°C. It is preferred to add phenyl chloroformate at a rate to keep the reaction temperature less than 30°C, and then after complete addition of the chloroformate, heat to reflux; it is preferred to heat in refluxing EtOAc. The methyl chloride that is a byproduct of the reaction is
10 preferably scrubbed with a solution of aqueous KOH or NaOH in ethylene glycol, or with a solution of morpholine in aqueous ethanol.

Intermediate 2 is isolated by slowly adding an antisolvent, e.g., hexane or heptane, in an amount of about 1 to about 5 mL of antisolvent/mL of reaction solvent. It is preferred to have about 2 mL of antisolvent per mL of solvent. The reaction is
15 then cooled from about -10°C to about 20°C, preferably about 0°C, to crystallize 2. The solid is removed by filtration and washed with a dilute (from about 0.5% to about 5%) acid solution, including, but not limited to, sulfuric, phosphoric, or hydrochloric acid; hydrochloric acid is preferred. The solid is then washed with water, and may also be washed with a dilute (from about 0.5% to about 5%) base solution, including,
20 but not limited to, bases such as potassium carbonate. Intermediate 2 can be obtained in a yield of about 85% with about 99% purity.

Phenyl 2-bromo-3-oxo-8-azabicyclo[3.2.1]octane-8-carboxylate (3) is obtained by dissolving 2 in an inert organic solvent, heating the reaction, adding anhydrous CuBr₂, and isolating 3. The halogenation of 2 is carried out in an inert organic
25 solvent, including, but not limited to, toluene, acetonitrile, chloroform, an ethyl acetate/chloroform mixture or ethyl acetate at a concentration from about 5 mL to about 20 mL of solvent per gram of 2 (about 10 mL of solvent per gram of 2 is preferred and ethyl acetate is preferred), at a temperature from about 50°C to about 110°C, it is preferred to conduct the reaction in refluxing in EtOAc. From about 1.9
30 to about 2.1 equivalents of anhydrous CuBr₂ is used; 2.0 equivalents are preferred. The reaction is allowed to stir from about 1 hour to about 24 hours, or until 2 is less than 1% by established analytical methods.

Intermediate **3** is isolated as a solution in toluene or another suitable solvent (from about 25 to about 75% w/v, preferably about 50% w/v) by filtering off the CuBr, washing the product solution with water and 5% aqueous NaHCO₃, removing the EtOAc *in vacuo*, and adding toluene to give the desired concentration.

5 The Favorskii rearrangement to give **4** comprises dissolving **3** in water or an organic solvent, optionally adding **3** as a ca. 50% w/v solution in a suitable solvent, adding a base, and isolating **4**, optionally having stereochemical purity of *exo* versus *endo* ratio being about 100:1. **3** is dissolved in either water or an organic solvent including, but not limited to, toluene, acetonitrile, dimethoxyethane, diethyl ether,
10 methanol, ethanol, isopropanol, or benzyl alcohol; benzyl alcohol is preferred. From about 1 to about 3 eq of base are added, where the base includes, but is not limited to, sodium or potassium hydroxide, or the sodium or potassium salts of the identified alcoholic reaction solvents. The preferred base is sodium benzyloxide, with 2.2 equivalents of this base being preferred. The reaction is conducted at a concentration
15 from about 3 mL to about 10 mL of solvent per gram of **3** (about 4 mL of solvent per gram of **3** is preferred). The use of benzyl alcohol as the solvent results in a dramatic and surprising improvement in the stereoselectivity of the Favorskii reaction, rendering a separate isomerization step or chromatographic separation of diastereoisomers unnecessary. Downstream crystallizations are also simplified,
20 although the benzyl alcohol is difficult to remove and remains in the crude material taken into the next step. The reaction for Step 3 is conducted from about -10°C to about 50°C. The preferred reaction temperature is about 5°C. The substrate is added to the base solution as a solution in toluene or another suitable solvent (ca. 50% w/v) at a rate to maintain the desired reaction temperature. The reaction is allowed to stir
25 from about 1 hour to about 24 hours, or until less than 1% of bromoketone **3** or the corresponding benzyl carbamate remains by established analytical methods. The preferred reaction time is about 1 hour after the bromide addition is complete.

Intermediate **4** is isolated after the following workup procedure. The reaction mixture is diluted with 1:1 heptane/toluene and neutralized with conc. HCl. The
30 product goes into the upper, organic phase. Residual phenol produced by the carbamate exchange is then washed away by extracting the organic phase with aqueous NaOH. After a brine wash, the product solution is dried (e.g., with Na₂SO₄), filtered and evaporated under reduced pressure at low temperature (e.g., about 40°C).

Most of the benzyl alcohol is then removed by distillation at about 5 mmHg with a bath temperature of up to 90°C. Intermediate **4** can be obtained with the *exo* versus *endo* ratio being about 100:1.

There are two different routes through which intermediate **6** can be obtained—
5 **5a** or **5b**. To obtain via **5a**, **4** is dissolved in a low molecular weight alcohol or in a water-miscible solvent, treated with a base, and the reaction to stir from at least room temperature until **5a** forms. **5a** is isolated after a standard acid-base workup, dissolved with (BOC)₂O in a low molecular weight alcohol or other inert solvents, treated with a Pd/C catalyst under hydrogen gas from at least about atmospheric
10 pressure, where additional (BOC)₂O is added where needed, and **6** is isolated.

The low molecular weight alcohol used to dissolve **4** includes, but not limited to, methanol, ethanol or isopropanol, and the water-miscible solvent includes, but not limited to, tetrahydrofuran or dioxane, in the presence of water. The reaction is conducted with about 3 to about 10 mL of solvent per gram of substrate (**4**), with the
15 preference being about 4 mL of solvent per gram of **4** and ethanol being the preferred solvent.

Intermediate **4** is treated with about 1 to about 3 equivalents of base, preferably 1.5 eq., where the base includes, but is not limited to, sodium, potassium or lithium hydroxide, where sodium hydroxide is preferred. The reaction is conducted from
20 about room temperature to about 80°C, with about 60°C being preferred. The reaction is allowed to stir from about 10 minutes to about 24 hours, or until residual **4** is less than 1% relative to product **5a** by an established analytical method. Intermediate **5a** is isolated after a standard acid-base workup.

Intermediate **6** is obtained from **5a** as follows: **5a** and di-*t*-butyl dicarbonate ((BOC)₂O) are dissolved in a low molecular weight alcohol including, but not limited to, methanol, ethanol or isopropanol, or other inert solvents such as tetrahydrofuran; the preferred solvent is ethanol. Enough solvent is added to give a concentration of about 3 mL to about 10 mL of solvent per gram of substrate (**5a**), preferably about 6 mL/g. Pd/C is used as the catalyst, using about 5-10% Pd/C, preferably about 5% and
30 using from about 0.05 to about 0.5 g of Pd/C per gram of substrate, preferably about 0.1 g Pd/C per g substrate. Hydrogen gas is applied from about atmospheric pressure (ca. 15 psi) to about 60 psi, preferably about 50 psi of hydrogen gas is applied. From about 1 to about 2 equivalents of di-*t*-butyl dicarbonate ((BOC)₂O) relative to

substrate are used; preferably about 1.3 equivalents of (BOC)₂O. The reaction is conducted at a temperature of about 10°C to about 50°C, preferably about 25°C. The reaction is run for about 1 hour to about 72 hours, or until **5a** is less than 1% relative to product **6** by an established analytical method. Intermediate **6** is isolated by
5 filtration of catalyst and evaporation of solvent, followed by a standard acid-base work-up.

Intermediate **6** is also obtained via **5b**: dissolving **4** in a low molecular weight alcohol, using Pd/C, applying hydrogen (optionally at least about 30 psi), conducting the hydrogenolysis (optionally at a temperature that is at least room temperature),
10 isolating **5b**, dissolving **5b** in THF and KOH (optionally 10% aqueous) to give a homogeneous solution, optionally adding aqueous KOH more than once, adding (BOC)₂O, optionally adding (BOC)₂O more than once, and isolating **6**.

The low molecular weight alcohol in which to dissolve **4** includes, but not limited to, ethanol or isopropanol. Pd/C is used as the catalyst, using about 5-10%
15 Pd/C, preferably about 5% and using from about 0.05 to about 0.5 g of Pd/C per gram of substrate (**4**), preferably about 0.1 g Pd/C per g substrate. From about 30 to about 60 psi of hydrogen gas is applied, preferably about 50 psi. The length of the reaction time depends on the purity (amount of residual benzyl alcohol) present with substrate **4**, and can be from about 4 or 5 hours to several days. The reaction is run from about
20 room temperature to about 50°C. The catalyst is removed by filtering through Celite, followed by evaporation of the solvent. The resulting material is partitioned between water and ethyl acetate, with the amine going into the aqueous layer. To recover the product, a solvent switch from water to isopropanol is performed. The isopropanol-water azeotrope is distilled off until an anhydrous solution of the amino acid in
25 isopropanol is obtained. Addition of ethyl acetate to this solution induces crystallization of the product, which is then collected by filtration, washed with ethyl acetate and dried. This procedure can give a very pure product as a free-flowing, nearly white solid. The removal of all of the water prior to crystallization is believed to be critical to obtaining a nice solid.

30 The amino acid **5b** is converted into the BOC acid **6** by dissolving the amino acid in THF and about 10% aqueous KOH (at least 1 equiv) in proportions that gives a homogeneous solution, and adding from about 1 to about 2 equivalents of (BOC)₂O, preferably about 1.2 equivalents, either neat or as a THF solution. The mixture is

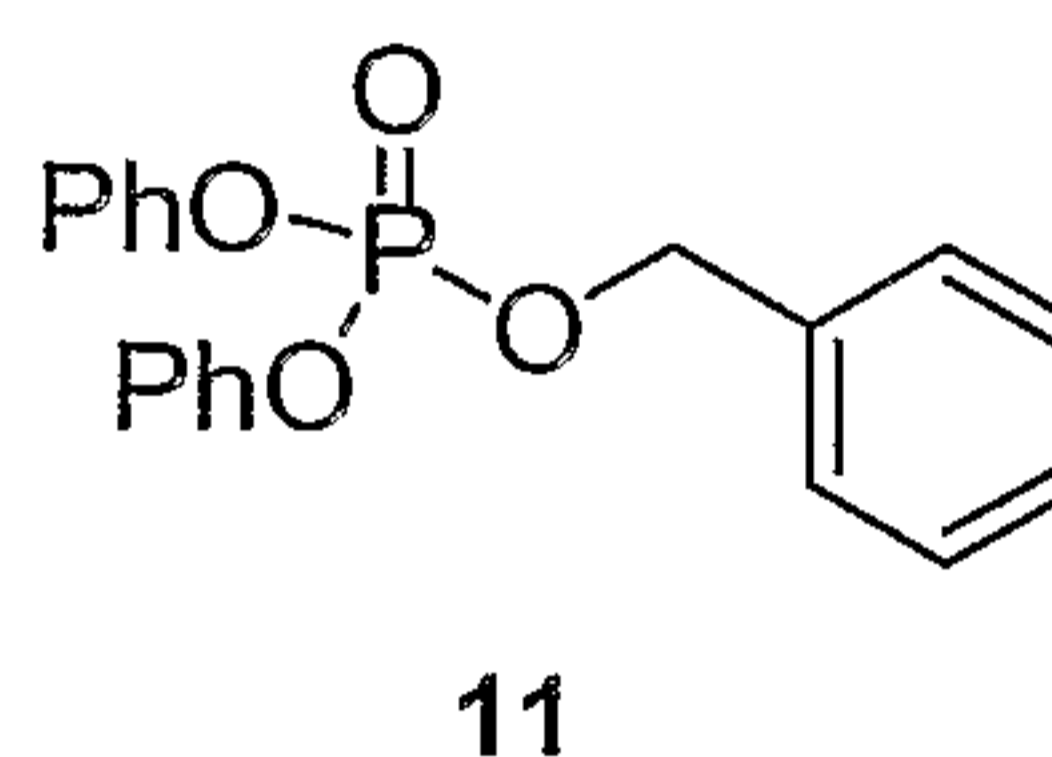
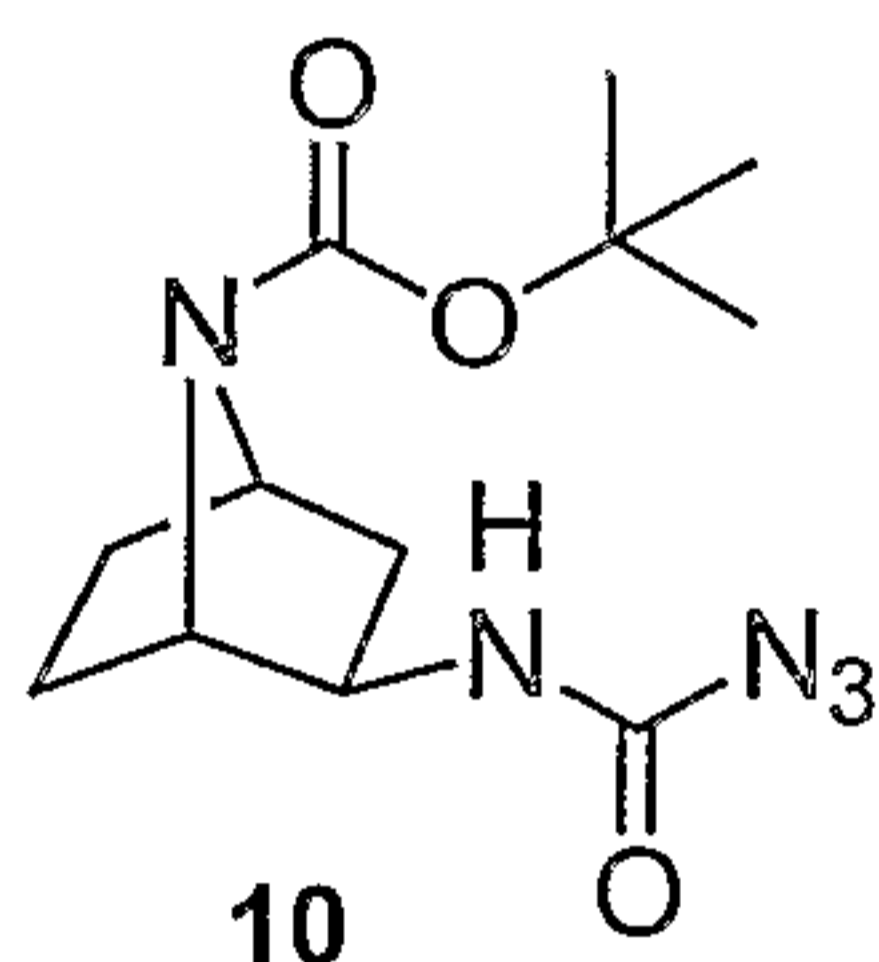
stirred from about room temperature to about 40°C until all of the amino acid is consumed, additional KOH and (BOC)₂O may be needed for the reaction to go to completion. The THF is distilled out since it would otherwise interfere in the subsequent phase separations. The residue is partitioned between ethyl acetate and water. The aqueous phase containing the potassium salt of the product is then acidified to pH 3 with 2 M HCl to precipitate the free acid, while the aqueous phase is kept at a temperature from about room temperature to about 5°C. The solid is collected by filtration, washed with water and dried to give a white solid of very high purity. Intermediate **6** is obtained in yields ranging from about 67% to about 75%.

Step 6 is a Curtius rearrangement. **6** and a non-nucleophilic organic soluble base are dissolved in a high-boiling, inert organic solvent, the solution is heated, DPPA is added preferably at a rate to control the reaction temperature and nitrogen off-gassing rate, the reaction is heated from about 30°C to about 110°C once the temperature and nitrogen off gassing begins to fall, benzyl alcohol is added, the reaction at from about 30°C to 110°C, until residual **6** is less than 1% relative to (racemic) *exo-tert*-butyl 2-[(benzyloxy)carbonyl]amino-7-azabicyclo[2.2.1]heptane-7-carboxylate (**7**), further comprising a mildly basic aqueous work-up, further comprising evaporation of the solvent, and further comprising filtering the reaction through a pad of silica gel and eluting with 40-50% ethyl acetate in hexane.

More specifically, **6** and a non-nucleophilic, organic soluble base (from about 1 to about 1.5 equivalents relative to substrate (**6**)), including, but not limited to, triethylamine or diisopropyl ethylamine (preferably 1.05 eq of triethyl amine are used), are dissolved in a high-boiling, inert organic solvent, including, but not limited to, toluene or xylene to give a resulting concentration of solvent to substrate of about 3 mL to about 10 mL of solvent per gram of substrate, preferably about 7 mL of solvent per gram of substrate. The solution is heated from about 30°C to about 80°C and DPPA (from about 0.95 to about 1.2 equivalents, preferably about 1.05 equivalents) is slowly added at a rate to control the reaction temperature and nitrogen off-gassing rate. When the temperature and off-gassing rate start to drop, the mixture is heated from about 30°C to about 110°C, preferably about 80°C, treated with benzyl alcohol (from about 0.95 to about 1.5 eq, preferably about 1.0 eq), and stirred at a temperature from about 30°C to about 110°C, preferably about 80°C, for about 1 hour to about 24 hours, or until residual **6** is less than 1% relative to *tert*-butyl 2-

{[(benzyloxy)carbonyl]amino}-7-azabicyclo[2.2.1]heptane-7-carboxylate (**7**) by an established analytical method. After a mildly basic (e.g., NaHCO₃) aqueous work-up, the solvent is evaporated and the product filtered through a pad of silica gel, eluting with 40-50% ethyl acetate in hexane. If too much benzyl alcohol remains, it is removed azeotropically by distillation with mesitylene. The product is then crystallized from hexane/ethyl acetate.

Step 7 is the chiral separation of each enantiomer of intermediate **7**: In order to simplify the chiral separation, by-products uronyl azide (**10**), and the phosphorus compound **11** and reagent benzyl alcohol are first separated out by reversed phase HPLC. Alternatively, the chiral separation may be simplified by first crystallizing the racemic **7** from hexane/EtOAc. The chiral separation then proves to be straightforward. Each enantiomer is obtained in high purity and recovery off of a Chiralcel OD column (e.g., from Daicel) eluted with heptane/iPrOH/TFA. The chiral purity of **8** is estimated to be about >99.5%, with chemical purity also being very high.



15

Another aspect of the present invention is the separation of the enantiomers of **7** using continuous chromatography, semi-continuous chromatography or single column chromatography. Some of the examples of semi-continuous chromatography are liquid chromatography technologies known by the names cyclojet, SteadyCycle or Steady State Recycling (US patents 6,063,284 and 5,630,943). Examples of continuous chromatography are liquid chromatography techniques known as simulated moving bed chromatography (SMB). The concept of SMB has been described in US patents 2,957,927 and 2,985,589 and has long been used in the petrochemical and sugar industries. See, Nicoud, R.M., LC-GC Intl, 5 (5) 43 (1992).

25

SMB combines the high-resolution power of high performance liquid chromatography (HPLC) with the lower cost of classical separation processes such as crystallization and distillation. The costs of the SMB process can be reduced even further if combined with a racemization step that converts the inactive enantiomer into the racemic form, which can then be recycled back into the SMB process. The cost of

the SMB process can also be reduced by coupling the SMB separation with a crystallization to increase the optical purity.

The chromatography comprises a liquid mobile phase and a solid chiral stationary phase. The solid stationary phase is selected from the following: 1) amylosic, cellulosic, xylan, curdlan, dextran or inulan class of polysaccharides, 2) amylosic, cellulosic, xylan, curdlan, dextran or inulan class of polysaccharides coated or adsorbed on silica gel, zirconium, alumina, ceramics and other silicas, 3) amylosic, cellulosic, xylan, curdlan, dextran or inulan class of polysaccharides chemically bound to silica gel, zirconium, alumina, ceramics and other silicas, 4) derivatized silica sorbents (Pirkle type), 5) tartaric acid derivatives or 6) other stationary phases containing chiral molecules. The mobile phase contains C₁₋₅ alcohols and C₁₋₁₀ hydrocarbons. Also acetonitrile, methyl acetate, ethyl acetate, methylene chloride, toluene, methyl *tert*-butyl ether and/or mixtures thereof. In addition, the mobile phase can be subcritical or supercritical CO₂ in combination with C₁₋₁₀ alcohols, acetonitrile, ethyl acetate, methyl acetate, methylene chloride, toluene, methyl *tert*-butyl ether and/or mixtures thereof. The temperature range is from about 5 to about 45°C, preferable about 20 to 40°C.

1 is then obtained from **8**: **8** is dissolved in a low molecular weight alcohol or inert solvent; Pd/C is added, optionally 5-10% and further optionally adding from about 0.05 to about 0.5 g Pd/C per gram of **8**; hydrogen gas is applied, optionally from about atmospheric pressure (ca. 15 psi) to about 60 psi; the reaction is allowed to proceed, preferably until **8** has been consumed; and **1** is isolated, optionally having at least 95% chemical purity and at least about 95% chiral (enantiomeric) purity.

The low molecular weight alcohol in which **8** is dissolved, includes, but not limited to, methanol, ethanol or isopropanol, or in some other inert solvent, for example, but not limitation, tetrahydrofuran; the preferred solvent is ethanol. Solvent is used to give from about 3 mL to about 10 mL of solvent per gram of substrate (**8**), preferably 6 mL/g. Pd/C is used, preferably 5-10%, more preferred 5% Pd/C, using from about 0.05 to about 0.5 g Pd/C per gram of substrate, preferably about 0.1 g Pd/C per gram of substrate. Hydrogen gas is applied from about atmospheric pressure (ca. 15 psi) to about 60 psi, preferably 50 psi, and the mixture is agitated, e.g., until the starting material **8** has been consumed. The product is isolated by filtration (to remove the catalyst) followed by evaporation of the solvent. Further purification is

not necessary. Compound **1** is obtained optionally having at least 95% chemical purity and at least about 95% enantiomeric purity. It is preferred that **1** has at least about 97% chemical purity and at least about 99.5% chiral (enantiomeric) purity.

Another aspect of this invention includes a compound that is dibenzyl 7-azabicyclo[2.2.1]heptane-2,7-dicarboxylate (**4**) of varying degrees of chemical purity and chiral purity. Another aspect of this invention includes a compound that is *exo*-(*t*-butyl-2(R(+))-amino-7-azabicyclo[2.2.1]heptane-7-carboxylate (**1**); *exo-tert*-butyl 2(R(+))-{[(benzyloxy)carbonyl]amino}-7-azabicyclo[2.2.1]heptane-7-carboxylate (**8**); *exo-tert*-butyl 2-[(benzyloxy)carbonyl]amino-7-azabicyclo[2.2.1]heptane-7-carboxylate (**7**); (2*R*)-7-(*tert*-butoxycarbonyl)-7-azabicyclo[2.2.1]heptane-2-carboxylic acid (**15**); or 7-(*tert*-butoxycarbonyl)-7-azabicyclo[2.2.1]heptane-2-carboxylic acid (**6**), each of which has varying degrees of chemical purity and chiral purity, optionally having chiral purity of at least 90%, e.g., 90% or higher, for example, 98% or 99%, and further optionally having chemical purity of at least 95% e.g., 95% or higher, for example, 99% or higher, like 99.5%. Furthermore, the compounds can be alkali metal or amine (chiral or achiral) salts of the acid, or acid (chiral or achiral) salts of the amine.

Another aspect of the present invention includes the enantiomeric resolution of 7-aza-bicyclo[2.2.1]heptane 2,7-dicarboxylic acid dibenzyl ester (**4**) to give **4** in varying degrees of chemical purity and chiral purity. For example, but not limitation, this is done by dissolving about 20 grams of 60% pure 7-aza-bicyclo[2.2.1]heptane 2,7-dicarboxylic acid dibenzyl ester in about 25 mL DMSO in a reaction vessel, adding about 500 mL 1 M sodium phosphate (pH 7.1), and adding about 240 grams Amano AY and stirring at about room temperature using 2.5 cm marine prop, 335 rpm. After about nine days, the agitation is ceased and aqueous layer decanted from the precipitate. The aqueous layer is centrifuged, and the pellet from the centrifuge is combined with the precipitate in the reactor. The combined pellet and precipitate is extracted with first ethyl acetate and then with ethanol. The extracts are combined and dried thoroughly to give 5.25 of the *exo* isomer of **4** ((+)) stereoisomer. By assay, the enantiomer is about 64% pure by area percent. A chiral assay indicates that it has 94% (89% ee) chiral purity.

Another aspect of the present invention includes the enantiomeric separation of 7-aza-bicyclo[2.2.1]heptane 2,7-dicarboxylic acid dibenzyl ester using chiral

column chromatography. For example, but not limitation, the *exo* desired enantiomer compound can be isolated using a Chiralpak AD using a mobile phase of 100/0.1 ethanol/trifluoroacetic acid.

Another aspect of the present invention includes the classical resolution of the enantiomers of 7-[(benzyloxy)carbonyl]-7-azabicyclo[2.2.1]heptane-2-carboxylic acid (**5a**) of varying degrees of chemical purity and chiral purity, optionally having chemical purity being at least 90% and chiral purity being at least 90% or higher, e.g., 95% or even 99%. For example, crude **5a** (10.0 g, 36.4 mmol) is combined with 60 mL of EtOAc in a round bottom flask. The mixture is heated to about 65°C to dissolve the solid. R(+)- α -methylbenzylamine (2.2 g, 18.2 mmol) is added to the hot mixture via syringe over ca. 1 min. The resulting solution is stirred at about 65°C for about 10 min, then allowed to cool slowly to room temperature and stir overnight. The resulting solid is isolated by suction filtration and dried in a vacuum oven to afford 3.2 g of white crystals (22.2% recovery based on 50% maximum yield). The solid assayed as a 96.4/3.9 ratio of diastereoisomers by chiral HPLC on a Chiralcel OD column eluted with 95/5 heptane/isopropanol containing 0.1% TFA. The salt (0.50 g) is recrystallized by dissolving it in EtOAc (8 mL), diluting the solution with 3 mL of hexane, heating to about 65°C, and allowing the mixture to cool slowly to room temperature and stir overnight. The resulting mixture is suction filtered and the cake dried in a vacuum oven to furnish 0.40 g of white crystals (80% recovery). The recrystallized material is determined to be a 114/1 ratio of diastereomers when assayed as above. The resolved, free carboxylic acid could be isolated in quantitative yield by partitioning between EtOAc and dilute (e.g., from about 1% to about 10%) aqueous HCl. The free acid is recovered from the EtOAc layer.

Another aspect of the present invention includes the final compounds, the intermediates, and the resolution of the final compound or intermediates using the methods discussed herein such that the compounds are of varying degrees of stereochemical purity.

Another aspect of the present invention includes the enantiomeric separation of 7-(*tert*-butoxycarbonyl)-7-azabicyclo[2.2.1]heptane-2-carboxylic acid (**6**) using a Chiralpak AS or Chiralcel OJ column using a mobile phase of 5/95/0.1 of IPA/heptane/TFA.

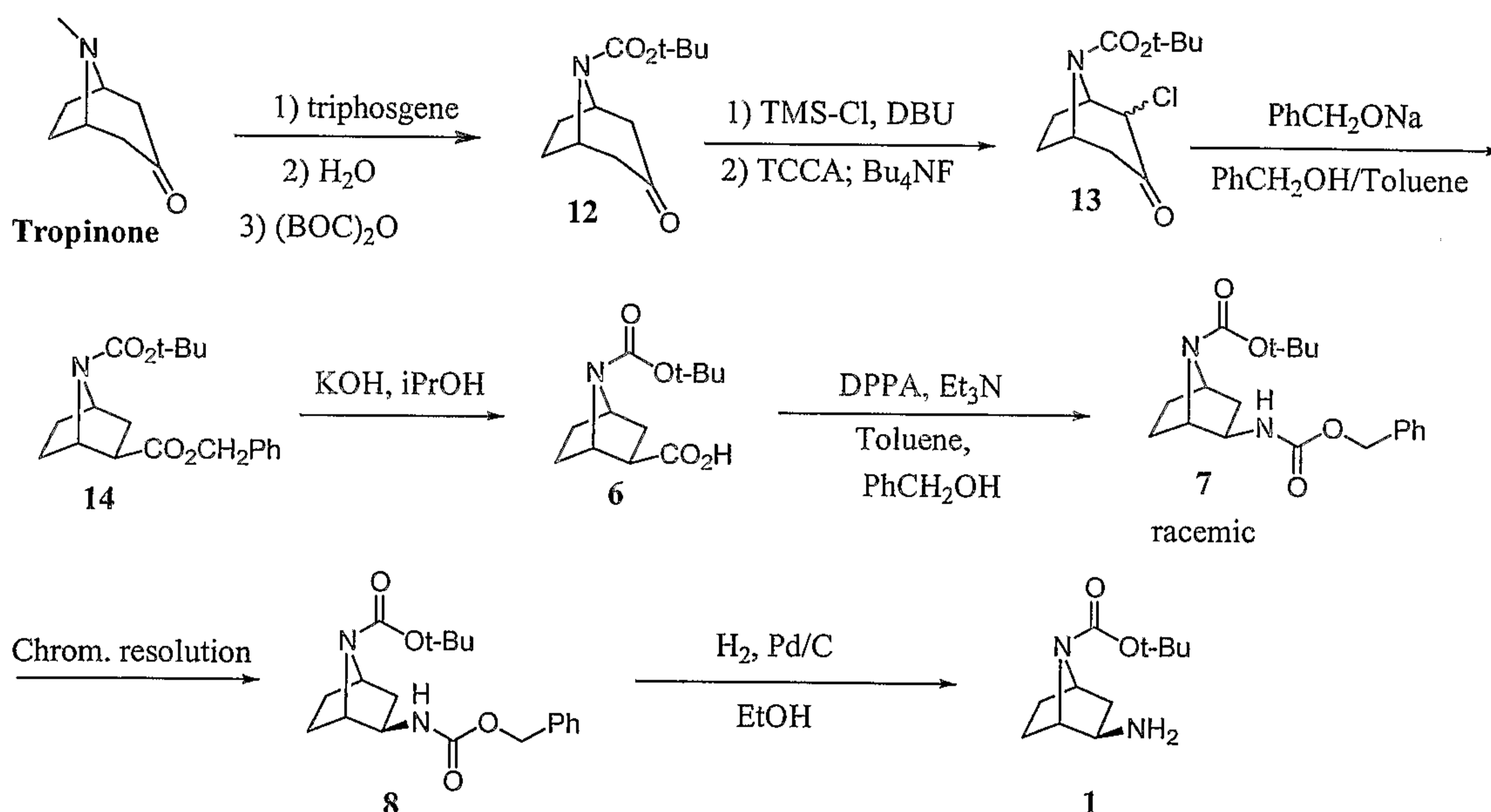
Another aspect of the present invention includes the enantiomeric separation of any intermediate after intermediate **3** discussed in Scheme 1 and herein. The sooner the separation occurs, the more efficient the preparation of **1**. Only one enantiomeric separation is needed.

5 Not only is the route in Scheme 1 surprisingly improved, but other routes have also been identified. A second strategy involves using a *t*-butyl carbamate (BOC) group early. However, because the BOC group is not stable to the bromination conditions, a new halogenation method had to be developed. This involves formation of a silyl enol ether, and the chlorination thereof. This procedure also circumvents the
10 scalability problems associated with the bromination procedure.

Another aspect of the present invention includes the preparation of **1** according to the process as outlined in Scheme 2, including, but not limited to, any single step or more than one step within Scheme 2 in combination with any other single step discussed herein. The desired compound **1** can be obtained according to Scheme 2:

15

Scheme 2



In this route, the BOC group is used at the beginning by modifying procedures discussed in GB 1,167,688. Since the resulting *tert*-butyl 3-oxo-8-azabicyclo[3.2.1]octane-8-carboxylate (**12**) would not be stable to the CuBr_2 -mediated
20 bromination conditions (which produce hot HBr), an alternate halogenation procedure was developed. This involves conversion of ketone **12** into the corresponding silyl enol ether with trimethylsilyl chloride and an amine base (diazabicycloundecene, DBU), followed by treatment of the silyl enol ether intermediate with a chlorinating

agent (trichlorotriazinetrione, TCCA). Finally, residual silyl groups are removed by treatment of the mixture with Bu_4NF to give *tert*-butyl 2-chloro-3-oxo-8-azabicyclo[3.2.1]octane-8-carboxylate (**13**). Submission of chloroketone **13** to the previously mentioned Favorskii rearrangement conditions again furnishes the

5 rearranged 2-benzyl 7-*tert*-butyl 7-azabicyclo[2.2.1]heptane-2,7-dicarboxylate (**14**) in good yield and with very high stereoselectivity in favor of the *exo* isomer. Hydrolysis of the benzyl ester gives intermediate **6**, which is converted into **1** in the same manner as described in Scheme 1 above.

Another aspect of the present invention includes a process for preparing **1**

10 from tropinone, comprising any one single step or combination of sequential steps of the following:

further comprising preparing *tert*-butyl 3-oxo-8-azabicyclo[3.2.1]octane-8-carboxylate (**12**) from tropinone using triphosgene, followed by the addition of water, neutralization with aqueous NaOH, and then addition of $(\text{BOC})_2\text{O}$;

15 further comprising preparing *tert*-butyl 2-chloro-3-oxo-8-azabicyclo[3.2.1]octane-8-carboxylate (**13**) from **12** using TMS-Cl, DBU followed by TCCA and Bu_4NF ;

further comprising preparing 2-benzyl 7-*tert*-butyl 7-azabicyclo[2.2.1]heptane-2,7-dicarboxylate (**14**) from **13** using PhCH_2ONa in PhCH_2OH /toluene;

20 further comprising preparing 7-(*tert*-butoxycarbonyl)-7-azabicyclo[2.2.1]heptane-2-carboxylic acid (**6**) from **14** using KOH in isopropanol;

further comprising preparing *tert*-butyl 2-[[*(benzyloxy)carbonyl*]amino]-7-azabicyclo[2.2.1]heptane-7-carboxylate (**7**) from **6** using DPPA and Et_3N in toluene and PhCH_2OH ;

25 further comprising resolving *exo-tert*-butyl 2(*R*(+)-[[*(benzyloxy)carbonyl*]amino]-7-azabicyclo[2.2.1]heptane-7-carboxylate (**8**) from **7**, for example, using methods discussed herein; and

further comprising preparing **1** from **8** by hydrogenolysis in the presence of Pd/C in an alcoholic solvent including ethanol. For example, and not limitation, the

30 invention may include every step listed or may be less than all of the steps listed.

Another aspect of the present invention includes the preparation of **1** according to the process as outlined in Scheme 3, including, but not limited to, any single step or more than one step within Scheme 3, individually, or in combination with any other

the other routes described above as well. In addition, the esters **4** and **14** (Schemes 1 and 2, respectively) produced by the Favorskii rearrangement, may be resolved by enantioselective enzymatic hydrolysis of the desired enantiomer of these esters.

Another aspect of the present invention includes a process for preparing **6** from tropinone, comprising any one single step or combination of sequential steps of the following or with any other step(s) discussed herein:

Preparing 7-(*tert*-butoxycarbonyl)-7-azabicyclo[2.2.1]heptane-2-carboxylic acid (**6**) from tropinone, comprising preparing *tert*-butyl 3-oxo-8-azabicyclo[3.2.1]octane-8-carboxylate (**12**) from tropinone, comprising addition of triphosgene to tropinone in an inert solvent, optionally toluene;

further comprising addition of water;

further comprising adding an aqueous base, optionally NaOH, to raise the reaction pH, optionally above 10;

further optionally comprising the addition of more toluene; and

further comprising addition of (BOC)₂O, optionally comprising the addition of DMAP to catalyze the destruction of residual (BOC)₂O and isolation of **12**;

further comprising treating **12** with an amine base, wherein the base is optionally diazabicycloundecene or DBU (DBU is preferred), and TMS-Cl to give a silyl enol ether intermediate;

further comprising treating the enol intermediate in EtOAc with TCCA to give a chlorinated intermediate;

further optionally comprising isolating the chlorinated intermediate and optionally removing EtOAc and toluene;

further comprising treating the chlorinated intermediate with a base including KOH in an alcoholic solvent, optionally isopropanol, or NaOH in an alcoholic solvent, optionally ethanol, NaOH is preferred.

Another aspect of the present invention includes a process for preparing **1** from **6**, comprising any one single step or combination of sequential steps of the following or with any other step(s) discussed herein:

Preparing *exo-tert*-butyl 2(*R*(+))-{[(benzyloxy)carbonyl]amino}-7-azabicyclo[2.2.1]heptane-7-carboxylate (**8**) from **6**, comprising either resolving (2*R*)-7-(*tert*-butoxycarbonyl)-7-azabicyclo[2.2.1]heptane-2-carboxylic acid (**15**) from **6** using the methods discussed herein, or resolving **8** from *tert*-butyl 2-

{[(benzyloxy)carbonyl]amino}-7-azabicyclo[2.2.1]heptane-7-carboxylate (7) by preparing 7 from 6;

further comprising preparing 8 from 15 or preparing 7 from 6 comprising treating either 15 or 6 with DPPA and a non-nucleophilic organic soluble base, optionally Et₃N, in a high-boiling, inert organic solvent, optionally toluene and PhCH₂OH; and

further comprising preparing 1 from 8 by hydrogenolysis in the present of Pd/C in an alcoholic solvent including ethanol.

Another aspect of the present invention includes a process for preparing 1 from tropinone, comprising any one single step or combination of sequential steps of the following or with any other step(s) discussed herein:

Preparing 6 from tropinone, comprising treating *tert*-butyl 3-oxo-8-azabicyclo[3.2.1]octane-8-carboxylate first with neat DBU, optionally 1.4 eq, and then followed by the addition of neat TMS-Cl, optionally 1.3 eq, relative to the carboxylate;

further comprising isolating the enol intermediate, including isolating the crude enol intermediate in an organic phase and treating it without further purification;

further comprising the addition of solid TCCA to the enol intermediate in EtOAc optionally cooled to about 0-5°C, and further optionally stirring at 0°C until the enol intermediate is consumed; and

further comprising isolating the chlorinated intermediate and removing EtOAc and toluene.

Another aspect of the present invention includes a process for preparing 1 from tropinone, comprising any one single step or combination of sequential steps of the following or with any other step(s) discussed herein:

Preparing *exo-tert*-butyl 2(*R*(+))-{[(benzyloxy)carbonyl]amino}-7-azabicyclo[2.2.1]heptane-7-carboxylate (8) from 6, comprising either resolving (2*R*)-7-(*tert*-butoxycarbonyl)-7-azabicyclo[2.2.1]heptane-2-carboxylic acid (15) from 6, or resolving 8 from preparing *tert*-butyl 2-{[(benzyloxy)carbonyl]amino}-7-azabicyclo[2.2.1]heptane-7-carboxylate (7) after preparing 7 from 6;

further comprising preparing 8 from 15 or preparing 7 from 6 comprising treating either 15 or 6 with DPPA and a non-nucleophilic, organic soluble base,

optionally Et₃N, in a high-boiling, inert organic solvent, optionally toluene, and PhCH₂OH; and

further comprising preparing **1** from **8** by hydrogenolysis in the present of Pd/C in an alcoholic solvent including ethanol.

5 Another aspect of the present invention includes a process for preparing **8** from **6**, comprising any one single step or combination of sequential steps of the following or with any other step(s) discussed herein:

Comprising resolving **15** from **6**;

10 further comprising dissolving **6** or **15** and from about 1 eq to about 1.5 eq of Et₃N, in toluene and PhCH₂OH;

further comprising heating the solution, optionally from about 30°C to about 80°C;

15 further comprising adding DPPA, optionally from about 0.95 eq to about 1.2 eq, and further optionally at a rate to control the reaction temperature and nitrogen off-gassing rate;

further comprising heating the reaction, optionally from about 30°C to 110°C once the temperature and nitrogen off gassing begins to fall;

further comprising adding benzyl alcohol, optionally from about 0.95 eq to about 1.5 eq;

20 further comprising stirring the reaction, optionally at a temperature from about 30°C to 110°C, until residual **6** or **15** is less than 1% relative to **7** or **8**, respectively;

further comprising a mildly basic aqueous work-up, optionally purifying using silica gel chromatography eluting with EtOAc, optionally 40-50% EtOAc in hexane; and

25 further comprising isolating **7** or **8**, and resolving **8** from **7**.

Further aspects and embodiments of the invention may become apparent to those skilled in the art from a review of the following detailed description, taken in conjunction with the examples and the appended claims. While the invention is susceptible of embodiments in various forms, described hereafter are specific
30 embodiments of the invention with the understanding that the present disclosure is intended as illustrative, and is not intended to limit the invention to the specific embodiments described herein.

DETAILED DESCRIPTION

The present invention provides a safer, scaleable, and more efficient route relative to current routes for the preparation of a key intermediate having absolute 1*S*, 2*R*, 4*R* or *exo*-2*R* stereochemistry on the azabicyclic ring system of the 2-amino-7-azabicyclo[2.2.1]heptane intermediate **1**. One aspect of the present invention includes the synthesis of the 2-amino-7-azabicyclo[2.2.1]heptane intermediate **1** as discussed herein.

The key and novel features of this route are the use of a phenyl carbamate protecting group for the amino group of tropinone, and careful selection of the reaction conditions for the subsequent Favorskii ring-contraction step. The phenyl carbamate group proved to be readily introduced and stable to the bromination conditions used in the process. In addition, this group is efficiently converted into a benzyl carbamate group during the Favorskii step (an uncommon example of an intermolecular carbamate exchange reaction), which could be removed later by catalytic hydrogenation. The critical Favorskii rearrangement step is carried out with sodium benzyloxide as the base in benzyl alcohol as the solvent. These conditions not only induced the desired carbamate exchange, but also unexpectedly furnished the rearranged product in a highly stereoselective manner. Together, these findings uniquely allowed a safe, efficient, and scalable process to be developed.

Not only is this route surprisingly improved, but other routes are also identified. A second strategy involves using a *t*-butyl carbamate (BOC) group early. However, because the BOC group is not stable to the bromination conditions, a new halogenation method had to be developed. This involves formation of a silyl enol ether, and the chlorination thereof. This procedure also circumvents the scalability problems associated with the bromination procedure.

Finally, a third route (Scheme 3) was developed that incorporates the early *t*-butyl carbamate (BOC) group introduction and the new halogenation procedure of Scheme 2, and also employs improved conditions for the Favorskii rearrangement. The Favorskii rearrangement of the chlorinated silyl enol ether derived from **12** was unexpectedly found to be efficiently promoted by aqueous, alcoholic sodium or potassium hydroxide. The advantages of these new conditions are that the difficult to remove benzyl alcohol is no longer needed, and the product is a more advanced intermediate, carboxylic acid **6**. Thus, a separate hydrolysis step is avoided. In

addition, with the new procedure carboxylic acid **6** is obtained from tropinone without isolation of any intermediates, and the Favorskii rearrangement proceeds with equally high stereoselectivity in favor of the desired *exo* isomer.

Abbreviations which are well known to one of ordinary skill in the art may be used (e.g., "Ph" for phenyl, "Me" for methyl, "Et" for ethyl, "h" or "hr" for hour or hours, min for minute or minutes, and "rt" or "RT" for room temperature).

All temperatures are in degrees Centigrade.

Room temperature is within the range of 15-25 degrees Celsius.

FLIPR refers to a device marketed by Molecular Devices, Inc. designed to precisely measure cellular fluorescence in a high throughput whole-cell assay. (Schroeder et. al., *J. Biomolecular Screening*, 1(2), p 75-80, 1996).

1 and Formula **1** are used interchangeably and both refer to *exo*-(*t*-butyl 2*R*(+))-2-amino-7-azabicyclo[2.2.1]heptane-7-carboxylate.

TLC refers to thin-layer chromatography.

HPLC refers to high pressure liquid chromatography.

MeOH refers to methanol.

EtOH refers to ethanol.

IPA refers to isopropyl alcohol.

THF refers to tetrahydrofuran.

DMSO refers to dimethylsulfoxide.

DMF refers to *N,N*-dimethylformamide.

EtOAc refers to ethyl acetate.

TMS refers to tetramethylsilane.

TEA refers to triethylamine.

DIEA refers to *N,N*-diisopropylethylamine.

MLA refers to methyllycaconitine.

Ether refers to diethyl ether.

CDI refers to carbonyl diimidazole.

NMO refers to *N*-methylmorpholine-*N*-oxide.

TPAP refers to tetrapropylammonium perruthenate.

Halogen is F, Cl, Br, or I.

Na₂SO₄ refers to sodium sulfate.

K₂CO₃ refers to potassium carbonate.

MgSO₄ refers to magnesium sulfate.

When Na₂SO₄, K₂CO₃, or MgSO₄ is used as a drying agent, it is anhydrous.

DBU refers to 1,8-diazabicyclo[5.4.0]undec-7-ene.

TMS-Cl refers to trimethylchlorosilane.

5 TCCA refers to trichloroisocyanuric acid.

DMAP refers to 4-dimethylaminopyridine.

DPPA refers to diphenylphosphoryl azide.

The carbon atom content of various hydrocarbon-containing moieties is indicated by a prefix designating the minimum and maximum number of carbon
10 atoms in the moiety, i.e., the prefix C_{i-j} indicates a moiety of the integer 'i' to the integer 'j' carbon atoms, inclusive. Thus, for example, C₁₋₆ alkyl refers to alkyl of one to six carbon atoms.

Mammal denotes human and other mammals.

Brine refers to an aqueous saturated sodium chloride solution.

15 Equ means molar equivalents.

IR refers to infrared spectroscopy.

Lv refers to leaving groups within a molecule, including Cl, OH, or mixed anhydride.

NMR refers to nuclear (proton) magnetic resonance spectroscopy, chemical
20 shifts are reported in ppm (δ) downfield from TMS.

MS refers to mass spectrometry expressed as m/e or mass/charge unit. HRMS refers to high resolution mass spectrometry expressed as m/e or mass/charge unit. [M+H]⁺ refers to an ion composed of the parent plus a proton. [M-H]⁻ refers to an ion composed of the parent minus a proton. [M+Na]⁺ refers to an ion composed of the
25 parent plus a sodium ion. [M+K]⁺ refers to an ion composed of the parent plus a potassium ion. EI refers to electron impact. ESI refers to electrospray ionization. CI refers to chemical ionization. FAB refers to fast atom bombardment.

GC-MS refers to gas chromatograph-mass spectrometry. A Hewlett-Packard instrument comprised of a model 5890 gas chromatograph coupled to a model 5970
30 mass spectrometer was used. The column was a 30 m DB-5 column from Alltech, operated from 100-290°C.

Another aspect of the present invention includes the final compounds, the intermediates, and the resolution of the final compound or intermediates using the

methods discussed herein such that the compounds are of varying degrees of stereochemical purity.

Preparation of 1

5

8-(Phenoxy carbonyl)-8-azabicyclo[3.2.1]octane-3-one:

Solid tropinone (75 g, 0.54 mol) is dissolved in EtOAc (225 mL) in a 1 L jacketed reactor and treated with solid K_2CO_3 (0.75 g). The reactor is fitted with a mechanical stirrer, a nitrogen inlet, a thermocouple, and a water-cooled reflux condenser. A line from the top of the condenser leads the nitrogen/ CH_3Cl stream to a scrubber containing morpholine, ethanol and water. With the jacket at 20°C and the reaction mixture at 17°C, the addition of neat phenyl chloroformate (68 mL, 0.54 mol) through a dropping funnel is started. The chloroformate is added over 15 min, so that the reaction temperature remains below 25°C. When the mild exotherm subsides, the mixture is slowly warmed to 50°C, and held at 50°C for about 1 h, or until essentially all of the tropinone and intermediates are consumed (TLC, ca. 2:1 hexane/EtOAc). The mixture is diluted with heptane (450 mL, added slowly). The jacket is then set to 25°C, and the mixture is cooled slowly to rt. The mixture is then cooled to 0°C over 1.25 h, held there for 10 min, and then treated with 50 mL of H_2O . The entire mixture is suction filtered on a Büchner funnel (Whatman #1 filter paper), and the filter cake is washed with 2:1 heptane/EtOAc and sucked dry for a few minutes. The vacuum is disconnected, and the cake is washed once with 0.5% HCl and once with water, allowing ca. 5 min contact each time before sucking the water through.

The resulting solid is air dried for 30 min, then placed in a vacuum oven at 50°C to constant weight. The yield of **2** (PNU-144240) is 110 g (83% yield). The material is 99.4% purity by GC area%, the major impurity being tropinone (0.4%).

Bromination of Nortropinone Phenyl Carbamate:

A 20 L jacketed reactor is equipped with an overhead stirrer, a thermocouple, a nitrogen inlet in one neck, and a water-cooled condenser. Outlet lines are connected to another neck and to the top of the condenser. Each outlet line leads through an empty trap (to prevent back-up), then to a mineral oil bubbler, and finally to a gas sparger immersed in ~8% NaOH solution. Substrate **2** (750 g, 3.054 mol) and $CuBr_2$

(1.362 kg, 6.107 mol) are charged to the reactor, each being rinsed in with EtOAc (250 mL). The remaining EtOAc (7 L) is added, and the mixture is stirred at 170 rpm while the temperature was raised to ca. 75°C over about 1 h. At this point, a color change and the appearance of HBr vapor in the scrubber head space indicates that the reaction has started. The mixture is stirred for an additional 1 h at ca. 75°C, whereupon the dark solid CuBr₂ is consumed and replaced by a brown solid (CuBr). A sample is taken, and this shows a ratio of starting material/product/dibromide of 10.8/85.6/3.6 by GC area%. A second sample taken 30 min later shows 9.2/85.3/4.7. The reaction mixture is cooled to rt over 4 h, and allowed to stir at rt overnight. The reaction mixture is suctioned out of the reactor into 4 L filter flasks. The residue in the reactor is washed twice with toluene, each wash being also suctioned out. The CuBr is removed by filtration through a sintered glass filter funnel, and rinsed thoroughly with toluene. The filtrate is transferred to a 35 L reactor for the work-up, rinsing it in with a little toluene (a total of 4 L of toluene was used). The crude reaction mixture is stirred vigorously with 3 kg of water for 20 min, then the phases are allowed to separate and settle for 10 min. The green aqueous phase (pH 1, 3.031 kg) is drained out, and the organic phase is washed similarly with 3 kg of 5% aqueous NaHCO₃. After draining this wash (pH 7, 3.194 kg), the organic phase is drained into 4 L Erlenmeyer flasks and dried over Na₂SO₄. The product solution is suction filtered through celite, and the cake rinsed with toluene. The solution is concentrated on a rotary evaporator at ≤ 40°C under reduced pressure down to about 2 L total volume. GC analysis indicates that EtOAc is still present. The mixture is diluted with 1 L of toluene and then evaporated down to ~ 1 L total volume as above, whereupon EtOAc is absent according to GC analysis. The dark brown product solution is then diluted to 2 kg total weight with toluene, and is ready for use in the next step. MS (GC-MS) *m/z* (rel. intensity) 325 (M⁺, 2), 323 (M⁺, 2), 244 (100), 232 (32), 230 (32), 188 (45), 110 (11), 94 (34), 79 (28).

Favorskii Rearrangement:

A 35 L jacketed reactor is equipped with an overhead stirrer, a thermocouple, a nitrogen inlet, and a dropping funnel. The reactor is charged with the NaOCH₂Ph (26.7% solution in benzyl alcohol, 6.21 kg, 12.76 mol) and benzyl alcohol (1.33 kg), and the viscous mixture is stirred at 150 rpm and cooled to ~ 5°C. While the mixture

is cooling, the toluene solution of crude bromide **3** (~1.5 kg, 5.102 mol contained) is charged to the dropping funnel. The bromide solution is added to the reaction mixture over 50 min, with a maximum reaction temperature of 8°C. The dropping funnel is rinsed with a little toluene, and this is also added to the reaction mixture. After 5 stirring the reaction mixture for 15 min at about 0°C, a sample is taken. This showed complete conversion to **4** (GC area%). Toluene (4 L) and heptane (4 L) are then added sequentially, and the dropping funnel is charged with a solution comprised of 750 g of conc. HCl diluted with 3.25 kg of water. The aqueous acid is added in dropwise over about 20 min, the last ~ 1 L being added very rapidly since the 10 exotherm subsides. The maximum temperature during the quench is 13°C. The resulting mixture is stirred vigorously for 20 min, then the agitator is stopped and the phases are allowed to separate and settle for about 1 h. The aqueous phase is drained, and the organic phase is washed with 6 kg of 5% KOH. Cooling is applied to keep the temperature at about 15°C during the wash. The mixture is stirred vigorously for 15 about 20 min, then the agitator is turned off and the phases are allowed to separate and settle. The separation is very slow – about 2.5 h. The aqueous phase is drained (6.591 kg), and the organic layer washed again with 3.275 kg of 2.5% KOH. This time, the aqueous phase (3.627 kg) may be drained after only 15 min settling time. Finally, the organic phase is washed sequentially with water (4 kg) and brine (3.22 kg), both phase 20 separations being clean and rapid. The product solution is drained into a tared 5-gallon drum. The solution weighs 15.736 kg and is assayed as 5.95% product by weight. This corresponds to 936 g of contained product, or 50% overall yield from **2**. The toluene and heptane are distilled out on a rotary evaporator at $\leq 40^\circ\text{C}$ under reduced pressure. Once most of the volatiles are removed, full vacuum (ca. 5 mmHg) 25 is applied and the bath temperature is gradually raised to 85°C to distill the benzyl alcohol. When the product solution is concentrated to a total weight of 1.322 kg, distillation ceased. The product mixture is then dissolved in 2/1 hexane/EtOAc (ca. 1.5 mL/g of crude material), applied to a 4.5 kg column of 200-400 mesh silica gel, and gravity eluted with the same solvent. After a 3 L forerun, fractions are collected. 30 The first 4 fractions are 1.6 L, and the others are about 0.9 L. Fractions 6-20 are combined and evaporated at ~ 45°C under reduced pressure to give 1.195 kg of crude **4** as a yellowish-brown oil, ready for use in the next step. ^1H NMR (400 MHz, CDCl_3) δ 7.33 (m, 10H), 5.01 (br s, 2H), 4.57 (s, 1H), 4.34 (s, 1H), 2.62 (dd, $J = 8.8$,

4.8 Hz, 1H), 2.31 (m, 1H), 1.79 (br s, 2H), 1.65 (dd, $J = 12.4, 8.8$ Hz, 1H), 1.46 (m, 2H); ^{13}C NMR 100 MHz, CDCl_3) δ 173.4, 155.3, 136.9, 136.1, 128.8, 128.7, 128.5, 128.4, 128.2, 128.1, 67.1, 67.0, 59.6, 56.2, 47.8, 33.7, 29.7, 29.1; MS (GC-MS) m/z (rel. intensity) 365 (M^+ , 2), 258 (1), 230 (13), 186 (7), 168 (25), 91 (100).

5

Synthesis of 6 via 5a:

Ester 4 (25.0 g, 68.4 mmol) is charged to a 500 mL round bottomed flask equipped with a reflux condenser. Isopropanol (250 mL) is added, and the mixture warmed to 30°C to effect dissolution. An aqueous solution of NaOH (30%, 13.5 g, 102.6 mmol) is added, and the resulting mixture is heated to 80°C and held at that temperature for 1 h. Analysis of an aliquot indicated complete conversion to product. The mixture is cooled, and the solvent evaporated under reduced pressure. The residue is partitioned between EtOAc and water. The organic layer is discarded. The aqueous phase containing the sodium salt of carboxylic acid 5a is acidified to pH 2 by adding 3 M HCl. The product is then extracted into EtOAc. Evaporation of the solvent left an oil (16.3 g, 87% yield) that slowly solidifies upon standing.

The crude benzyl carbamate 5a (16.3 g) is dissolved in EtOH (250 mL) and placed in a Fisher-Porter bottle. $(\text{BOC})_2\text{O}$ (16.8 g, 76.97 mmol) and Pd/C (Degussa, ~50% water w/w, 1.7 g), preferably 5% Pd/C, are added, and the mixture is flushed several times with N_2 , and then with H_2 gas. The bottle is then pressurized to ca. 30 psi with H_2 , and the mixture is stirred magnetically at rt. Periodically, the CO_2 produced during the reaction is vented, and the system re-charged with fresh H_2 . When the reaction is complete (48 h), the mixture is filtered through Celite, and the cake washed well with EtOH. The filtrate and washings are combined and evaporated. The residue is partitioned between dilute aqueous NaOH and EtOAc, and the organic layer is discarded. The basic aqueous phase is then acidified to pH 3 with 2 M HCl to precipitate the product 6. This is collected by suction filtration, washed with water and dried in a vacuum oven at ca. 50°C. The product is obtained as an off-white solid, 10.0 g (61% yield from benzyl ester 4).

30

Synthesis of 6 via 5b:

Substrate **4** (1.14 kg, 2.31 mol) is dissolved in 2 L of EtOH and transfer to 1-gallon stainless steel autoclave, rinsing it in with a little EtOH. The Pd catalyst (5% Pd/C, 60% water by weight, 115 g) is added as a slurry in EtOH, and the system is flushed several times with N₂ and several times with H₂. Finally, the system is

5 pressurized to ca. 50 psi with H₂. The mixture is stirred at 1000 rpm and maintained overnight at 25°C and 50 psi H₂ by computer control. The next day, a sample shows that the reaction is not complete. A fresh, 32 g portion of catalyst is added to the reaction mixture through the sample port as a slurry in EtOH. Stirring is continued overnight at 25°C under 50 psi H₂. The next day, a sample indicates that the reaction is

10 nearly complete. After the normal flushing cycle, the reaction mixture is suctioned out of the autoclave into a 4 L Erlenmeyer flask. The autoclave is rinsed with additional EtOH, and this is also suctioned out and added to the product mixture. The mixture is suction filtered through a bed of Celite, with the cake being washed well with EtOH. A clear, green filtrate is obtained. The EtOH is evaporated under reduced

15 pressure on a rotovap at 60°C to give a thick, brown gum. This is partitioned between EtOAc (1.5 L) and water (1.5 L) in a 4 L separatory funnel. The EtOAc layer is washed again with water (1 L). The water phases are combined and washed with EtOAc (1 L). The aqueous phase containing the amino acid is then transferred to a distilling flask and the water is distilled out, aided by the periodic addition of iPrOH

20 (to azeotrope the water). When the solution is down to about 0.5 L and estimated to be anhydrous or nearly so, the solution is diluted with 750 mL of EtOAc. This gives rise to the formation of two layers (oiling) rather than precipitation of the solid product. Most of the solvent is therefore evaporated again, and 1 L of EtOAc is added to the residue. Upon mixing, a wet, clumpy solid forms. This becomes more powdery as stirring continues. The suspension is allowed to stand overnight. The lumpy, gray-tan solid is collected on a 2 L, sintered glass filter funnel and washed thoroughly with EtOAc while breaking up the lumps with a large spatula. The solid is dried in air,

25 then in a vacuum oven at 45°C with a slight air sweep. The dried material for **5b** weighs 278 g. ¹H NMR (400 MHz, D₂O) δ 4.17 (d, *J* = 2.7 Hz, 1H), 4.11 (d, *J* = 3.0 Hz, 1H), 2.56 (dd, *J* = 9.5, 4.8 Hz, 1H), 1.98 (dd, *J* = 13.3, 9.8 Hz, 1H), 1.92-1.75 (m, 3H), 1.68-1.55 (m, 2H); ¹³C NMR (100MHz, D₂O) δ 181.0, 62.0, 58.3, 46.9, 33.1, 28.7, 26.2, 25.5.

A 5 L, 4-necked round bottom flask is fitted with a thermocouple, an overhead stirrer, a dropping funnel and an N₂ inlet. Solid substrate **5b** (249 g, 1.77 mol) is transferred to the flask, rinsing it in with 50 mL of water. THF (2 L) is added, and the apparatus is immersed in an ice/water bath. The aqueous KOH (25%, 400 g, 1.78 mol) is added at a rate to keep the internal temperature < 18°C. A 75% solution of (BOC)₂O in THF (620 g, 2.13 mol) is charged to the dropping funnel. The substrate solution is allowed to cool to 7.2°C, whereupon addition of the (BOC)₂O is started. The addition took 45 min, keeping the reaction mixture < 7°C. The mixture is stirred at about 5°C for 2 h, eventually depositing a small amount of a white precipitate. The mixture is then allowed to warm slowly to rt and stir overnight. HPLC analysis of a sample shows only about 50% conversion. To the mixture is first added another 40 g of 25% KOH, and then is added another 65 g portion of 75% (BOC)₂O in THF over 15 min at rt. The reaction mixture is warmed to about 30°C for 4 h, during which time gas (CO₂) is seen to exit the mineral oil bubbler. Finally, the mixture is allowed to cool to rt and stir over the weekend, whereupon HPLC analysis of a sample shows >99% conversion to **6**. The mixture is transferred portionwise to a 3 L distilling flask, and most of the THF is evaporated on a rotovap at 35-40°C. This gives a white solid with a yellow supernatant (mostly water). More water is added to dissolve all of the salt. To this basic aqueous solution is added 1 L of EtOAc. After mixing and allowing the phases to separate, the aqueous layer is collected and the organic layer is extracted again with ~0.5% aqueous KOH. The aqueous layers are combined and washed with EtOAc to remove residual neutral impurities. The aqueous solution of the carboxylate salt is then placed on the rotovap and residual organic solvent is evaporated. The solution is then transferred to the 5 L flask and cooled to ~ 5°C. The product is precipitated by adding 2 M HCl (900 mL) over 3 h and with vigorous stirring, such that the internal temperature remains below 7°C. The final pH is 3-4. The product is collected by vacuum filtration on a 2 L sintered glass funnel, using 500 mL of water to rinse out the flask. The vacuum is disconnected, and another 500 mL of water is added to the filter cake. The slurry is mixed manually for 5 min, then the water (pH 5) is suctioned through. The solid (mp 174 °C, DSC) is pulled dry on the filter overnight, reaching a constant weight of 322.6 g (76% yield). ¹H NMR (400 MHz, CDCl₃) δ 4.54 (d, *J* = 4.0 Hz, 1 H), 4.29 (d, *J* = 4.4 Hz, 1H), 2.57 (dd, *J* = 8.8, 4.8 Hz, 1H), 2.22 (m, 1H), 1.79 (m, 2H), 1.61 (dd, *J* = 12.4, 8.8 Hz, 1H), 1.47 (m,

1H), 1.4 (s, 9H); ^{13}C NMR (100 MHz, 45°C, CDCl_3) δ 178.4, 155.1, 80.2, 59.5, 56.1, 47.5, 33.5, 29.7, 29.0, 28.4; Anal. Calcd for $\text{C}_{12}\text{H}_{19}\text{NO}_4$: C, 59.73; H, 7.94; N, 5.81. Found: C, 59.67; H, 8.08; N, 5.75.

5 Curtius Rearrangement:

A 4-necked, 5 L round bottom flask under N_2 is equipped with a reflux condenser, a dropping funnel, a thermocouple, and an overhead stirrer, and is placed in a heating mantle. Solid **6** (335 g, 1.39 mol) is added to the flask, followed by 2 L of toluene. The resulting suspension is stirred at rt while the triethylamine (207 mL, 1.46 mol) is added. The solid rapidly dissolves to give a brown solution. Diphenyl phosphoryl azide (DPPA, 394 g, 1.39 mol) is dissolved in 400 mL of toluene, and transferred to the dropping funnel with a 100 mL toluene rinse. The substrate/ Et_3N solution in the 5 L flask is heated to 50°C over about 1 h, then slow addition of the DPPA solution is started. The reagent is added in at a rate to maintain the reaction temperature between 60 and 70°C. Nitrogen release is easily controlled at all times. The total addition time is 2 h 20 min. After the addition is complete, residual reagent is rinsed in with a little toluene, and the mixture is then heated slowly to 75°C over 2 h. By this time, N_2 evolution had essentially ceased. Neat benzyl alcohol (152 mL, 1.46 mol) is placed in the addition funnel, and added in at a rate to keep the reaction temperature between 75 and 80°C. The addition is complete in 35 min, then the heating mantle is connected to a temperature controller set to 80 °C, and the mixture is heated for a total of 20 h at 80°C. After the heating period is over, the mantle is removed and the mixture is allowed to cool to 30°C over 2.5 h. The mixture is then transferred to a separatory funnel, and washed with a total of 2 kg of aqueous NaHCO_3 , in two portions. The washes are combined and back extracted with 500 mL of toluene. The organic layers are combined and dried over Na_2SO_4 . The bulk of the product solution is decanted into a distilling flask and concentrated on a rotovap at 45°C. The last of the product solution and a toluene rinse of the Na_2SO_4 are filtered into the distilling flask and concentrated similarly. A large, sintered glass filter funnel is charged with 2 kg of silica gel (230-400 mesh). A 40% solution of EtOAc in hexane is prepared and pulled through the silica under vacuum to pack it. The crude Curtius rearrangement product is dissolved in 60/40 hexane/EtOAc and applied to the silica. The product is eluted by gravity, with 1.5 L fractions being collected.

Fractions 3-9 are pooled and evaporated. During evaporation, white crystals are seen to form. A small sample of crystals is collected by filtration, washed with 5% EtOAc in hexane, and shown to be nearly pure desired product by NMR. The bulk suspension is evaporated to dryness, and placed on a high vacuum line overnight. A
5 beige solid is obtained (444 g) for 7 still containing some residual benzyl alcohol. ¹H NMR (400 MHz, CDCl₃) δ 7.34 (m, 5H), 5.08 (s, 2H), 4.22 (t, *J* = 4.8 Hz, 1H), 4.12 (m, 1 H), 4.11 (m, 1H), 3.77 (ddd, *J* = 16.0, 8.0, 3.3 Hz, 1H), 1.92 (dd, *J* = 12.8, 8.0 Hz, 1H), 1.77 to 1.63 (m, 3H), 1.51-1.30 (m, 12 H); ¹³C NMR (100 MHz, CD₃OD) δ 157.0, 156.3, 137.1, 128.2, 127.8, 127.6, 80.0, 66.2, 61.4, 55.3, 55.0, 37.8, 28.1, 27.4,
10 25.4.

Synthesis of 6 from Tropinone:

Preparation of BOC nortropinone

15 Triphosgene (64.0 g, 0.216 mol, 0.6 eq) is dissolved in toluene (200 mL) at rt in a 1 L jacketed reactor under N₂. The apparatus is equipped with a reflux condenser, an overhead stirrer, a thermocouple and a dropping funnel. A vent line is attached so that gases produced during the reaction are directed to a scrubber containing aqueous NaOH and ethylene glycol. Tropinone (50.0 g, 0.36 mol, 1 eq) is dissolved separately
20 in toluene (100 mL) and added to the triphosgene solution over 15 min. The mixture is then warmed to 35-40 °C and held at that temperature until analysis of aliquots indicated that no further conversion is taking place (16 h). The mixture is cooled to rt, treated with water (200 mL), and is stirred vigorously to mix the phases. Hydrolysis of the carbamoyl chloride started spontaneously with vigorous gas evolution
25 accompanied by a small exotherm, and is driven to completion by gentle warming at 40 °C for 1 h. The mixture is then cooled to rt and the phases are allowed to separate and settle. The aqueous phase containing the hydrochloride of 12 is transferred to a separate vessel, brought to pH 12 by addition of aqueous NaOH, and covered with a layer of fresh toluene. BOC anhydride (78.4 g, 0.36 mol, 1 eq) is added via dropping
30 funnel over 30 min and the mixture is stirred vigorously at rt. Due to the formation of CO₂ as the reaction progressed, the pH of the aqueous phase dropped. Aqueous NaOH is added periodically to bring the mixture back to pH 11-12. When the reaction is complete, a small amount of 4-dimethylaminopyridine (DMAP) is added to

catalyze the destruction of residual (BOC)₂O. When this is complete, stirring is stopped and the phases are allowed to separate and settle. The aqueous phase is drained, and the organic phase containing 12 is washed sequentially with dilute aqueous HOAc, aqueous NaHCO₃ and brine. The product solution is dried (Na₂SO₄),
5 filtered and evaporated to leave the product as an off-white solid (69.5 g, 86% from tropinone).

Silylation/Chlorination/Favorskii Rearrangement

12 (17.0 g, 75.56 mmol) is dissolved in 170 mL of toluene in a 1 L jacketed reactor under N₂. The solution is maintained at 20 °C, and neat DBU (15.8 mL, 105.8
10 mmol, 1.4 eq) is added via syringe. Immediately thereafter, neat TMS-Cl (12.4 mL, 98.22 mmol, 1.3 eq) is added via syringe over 5 min. A precipitate of DBU hydrochloride forms rapidly. The mixture is stirred at 30 °C for 6 h, and then allowed to cool to rt and stirred overnight. A ca. 99% conversion to the silyl enol ether is obtained. The mixture is treated with 150 mL of ice-cold water and agitated
15 vigorously for 5 min to mix the phases. After allowing the phases to separate and settle, the water layer is drained and the organic phase washed similarly with brine. The product solution is dried (Na₂SO₄), and filtered into a distilling flask. Some of the toluene is evaporated at rt under reduced pressure to further dry the product solution. The solution is then diluted with 50 mL of EtOAc, cooled to ca. 0-5 °C in an
20 ice bath, and treated with solid TCCA (5.85 g, 25.16 mmol, 0.33 eq) in one portion. The mixture is stirred at 0 °C for 1 h, whereupon the starting silyl enol ether is completely consumed. The mixture is warmed to rt, diluted with more EtOAc (100 mL), poured into water and agitated. After allowing the phases to separate and settle, the aqueous phase is drained. The organic phase is concentrated under reduced
25 pressure at 35 °C to remove most of the EtOAc and toluene. The residue is diluted with 100 mL of EtOH and concentrated again to about 75 mL total volume to give tert-butyl 2-chloro-3-[(trimethylsilyl)oxy]-8-azabicyclo[3.2.1]oct-2-ene-8-carboxylate.

The crude chlorination mixture from above is diluted with EtOH (100 mL) and placed in a flask in an ice-water bath. The mixture is treated with 25% aqueous
30 NaOH (36 g, 226.7 mmol), and is stirred for 2 h, whereupon the starting material is completely consumed. The mixture is poured into water and extracted twice with MTBE. The organic phases are combined and retained for possible later analysis. The basic aqueous phase containing the sodium salt of the Favorskii product is cooled

to less than 10 °C and carefully brought to pH to 3 with 2 M HCl. The resulting precipitate is collected by vacuum filtration and washed with water until the washings are nearly neutral pH. After air-drying, the solid (mp 174 °C, DSC) reached a constant weight of 8.1 g. The filtrate from the acidification was extracted with
 5 MTBE. The organic phase was washed with water and brine, dried (Na₂SO₄), filtered and evaporated to get additional product. The total yield was 8.9 g (49%). ¹H NMR (CDCl₃) δ 4.54 (d, *J* = 4.0 Hz, 1 H), 4.29 (d, *J* = 4.4 Hz, 1H), 2.57 (dd, *J* = 8.8, 4.8 Hz, 1H), 2.22 (m, 1H), 1.79 (m, 2H), 1.61 (dd, *J* = 12.4, 8.8 Hz, 1H), 1.47 (m, 1H), 1.4 (s, 9H); ¹³C NMR (45 °C, CDCl₃) δ 178.4, 155.1, 80.2, 59.5, 56.1, 47.5, 33.5,
 10 29.7, 29.0, 28.4; Anal. Calcd for C₁₂H₁₉NO₄: C, 59.73; H, 7.94; N, 5.81. Found: C, 59.67; H, 8.08; N, 5.75.

Chromatographic resolution of the enantiomers:

15 Example 1

Operating Parameters

Column (CSP):	Daicel Chiralcel OD, 20 micron
20 Mobile Phase:	20/80 (v/v) isopropanol/heptane
Column Length:	21 cm
Column I.D.:	8 cm
Feed Injection:	~40 mL of 50 mg/ml solution (2 g of racemate)
Eluent Flowrate:	300 mL/min.
25 Temperature:	ambient

Separation performance

8 purity (%)	100.0 %
30 8 yield:	79 %
Other enantiomer purity (%)	97.2 %
Productivity (kg racemate/kg CSP/day)	0.67
Solvent Consumption (L/g racemate)	0.84

35 Example 2

Operating Parameters

Column (CSP):	Daicel Chiralcel OD, 20 micron
40 Mobile Phase:	20/80 (v/v) isopropanol/heptane
Column Length:	9.0 cm
Column I.D.:	4.80 cm

	Number of Columns:	8 columns
	Zones:	2-2-2-2
	Feed Concentration:	45 g racemate/L mobile phase
	Eluent Flowrate:	129.89 mL/minute
5	Feed Flowrate:	32.43 mL/minute
	Extract Flowrate:	110.73 mL/minute
	Raffinate Flowrate:	25.59 mL/minute
	Period:	0.89 minute
	Temperature:	ambient

10

SMB performance

	8 purity (%)	100 %
	8 recovery yield (%)	98.3 %
15	Productivity (kg enantiomer/kg CSP/day)	2.50
	Solvent Consumption (L/g racemate):	0.084

Hydrogenolysis of 8:

Substrate **8** (189 g, 0.546 mol) and Pd catalyst (5% Pd/C, 60% water by weight, 18.8 g) are placed in a 2 L Parr bottle and 1 L of anhydrous EtOH is added. An additional 0.2 L of EtOH is used to rinse in the substrate. The mixture is swirled to dissolve most of the substrate, then placed on the Parr shaker. The system is flushed 3 times with N₂, with brief shaking during each flush. The system is similarly flushed 3 times with H₂, and then pressurized to 60 psi with H₂. Shaking is started with the reaction mixture at 24°C (internal temperature). Hydrogen uptake is very rapid, and the reaction temperature rises from 24°C to 32.7°C during the course of the reaction. About every 5 min, when the pressure drops to about 20 psi, the system is flushed with H₂ and re-charged to 60 psi. This is done 3 times before hydrogen uptake and the exotherm abruptly cease. The total shaking time to this point is 22 min. The shaking is continued for 15 min, with no further uptake of H₂, then a sample is taken and the system re-charged to 50 psi with H₂ and shaken while the sample is analyzed. Analysis of the sample by ¹H NMR shows complete conversion of **8** to **1**. The Parr bottle is removed from the shaker and allowed to vent residual H₂ gas for several hours. The reaction mixture is then filtered through a medium sintered glass filter without the use of Celite or any other filter aid. A small amount of very fine catalyst particles pass through this filter. The filtrate and subsequent cake washings are combined and evaporated down to a volume of about 800 mL. This is then filtered through a fine sintered glass filter, again without the use of any filter aid. A clear, very pale yellow solution is obtained. Evaporation under reduced pressure left a pale

35

yellow slush. This is further dried on a high vacuum line until NMR analysis shows the residual EtOH content to be about 0.2% by weight. The material requires no other purification. The product is obtained in quantitative yield (115 g) from **8**. ¹H NMR (400 MHz, CDCl₃) δ 4.15 (br s, 1H), 3.85 (br s, 1H), 2.91 (dd, *J* = 7.7, 3.0 Hz, 1H),
5 1.76 (dd, *J* = 12.8, 7.8 Hz, 1H), 1.68 (br s, 2H), 1.65-1.54 (m, 2H), 1.41 (s, 9H), 1.34-1.20 (m, 3H); ¹³C NMR (100 MHz, 45°C, CDCl₃) δ 155.3, 79.4, 64.3, 55.6, 55.4, 41.9, 28.20, 28.16, 25.8.

CLAIMS

1. A process for preparing dibenzyl 7-azabicyclo[2.2.1]heptane-2,7-dicarboxylate (4) from phenyl 2-bromo-3-oxo-8-azabicyclo[3.2.1]octane-8-carboxylate (3), comprising dissolving 3 in water or an organic solvent, optionally adding 3 as a ca. 50% w/v solution in a suitable solvent; further comprising adding a base; and further comprising isolating 4, optionally having stereochemical purity of *exo* versus *endo* ratio being about 100:1.
2. The process of claim 1, wherein 3 is dissolved in benzyl alcohol; wherein from about 1 to about 3 eq of sodium benzyloxyde are added; and wherein the process is conducted at a concentration from about 3 mL to about 10 mL of solvent per gram of 3.
3. The processes of any one of claims 1-2, further comprising the preparation of 7-(*tert*-butoxycarbonyl)-7-azabicyclo[2.2.1]heptane-2-carboxylic acid (6) from 4, comprising dissolving 4 in a low molecular weight alcohol; further comprising using Pd/C; further comprising applying hydrogen, optionally at least about 30 psi and further optionally at a temperature of at least room temperature; further comprising isolating 7-azabicyclo[2.2.1]heptane-2-carboxylic acid (5b); further comprising dissolving 5b in THF and aqueous KOH, optionally 10% aqueous, to give a homogeneous solution, optionally adding aqueous KOH more than once; further comprising adding (BOC)₂O, optionally adding (BOC)₂O more than once; further comprising isolating 6.
4. The processes of any one of claims 1-3, further comprising the preparation of phenyl 2-bromo-3-oxo-8-azabicyclo[3.2.1]octane-8-carboxylate (3) from tropinone comprising dissolving tropinone in an inert organic reaction solvent; further comprising adding a weak insoluble inorganic base;

further comprising conducting the reaction at a temperature of at least about 0°C;

further comprising adding phenyl chloroformate, optionally heating to reflux after addition is complete;

5 further comprising isolating phenyl 3-oxo-8-azabicyclo[3.2.1]octane-8-carboxylate (**2**);

further comprising dissolving **2** in an inert organic solvent;

further comprising heating the reaction;

further comprising adding anhydrous CuBr₂; and

10 further comprising isolating **3**.

5. A process for preparing 7-(*tert*-butoxycarbonyl)-7-azabicyclo[2.2.1]heptane-2-carboxylic acid (**6**) from *tert*-butyl 3-oxo-8-azabicyclo[3.2.1]octane-8-carboxylate (**12**), comprising treating **12** with an amine base, wherein the base is optionally
15 diazabicycloundecene or DBU, and TMS-Cl to give a silyl enol ether intermediate;

further comprising treating the enol intermediate in EtOAc with TCCA to give a chlorinated intermediate;

further optionally comprising isolating the chlorinated intermediate and optionally removing EtOAc and toluene; and

20 further comprising treating the chlorinated intermediate with a base including KOH in an alcoholic solvent, optionally isopropanol, or NaOH in an alcoholic solvent, optionally ethanol.

6. The process of claim 5, further comprising addition of neat DBU, optionally
25 1.4 eq, and followed by the addition of neat TMS-Cl, optionally 1.3 eq, to **12** in toluene in that order;

further comprising isolating the enol intermediate;

further comprising the addition of solid TCCA to the enol intermediate in EtOAc optionally cooled to about 0-5°C, and further optionally stirring at 0°C until
30 the enol intermediate is consumed; and

further comprising isolating the chlorinated intermediate and removing EtOAc and toluene.

7. The processes of any one of claims 5-6, further comprising preparing **12** from tropinone, comprising addition of triphosgene to tropinone in an inert solvent, optionally toluene;

further comprising addition of water;

5 further comprising adding an aqueous base, optionally NaOH, to raise the reaction pH, optionally above 10;

further optionally comprising the addition of more toluene; and

further comprising addition of (BOC)₂O, optionally comprising the addition of DMAP to catalyze the destruction of residual (BOC)₂O and isolation of **12**.

10

8. The processes of any one of claims 5-7, preparing *exo-tert*-butyl 2(*R*(+)-{[(benzyloxy)carbonyl]amino}-7-azabicyclo[2.2.1]heptane-7-carboxylate (**8**) from **6**, comprising either resolving (2*R*)-7-(*tert*-butoxycarbonyl)-7-azabicyclo[2.2.1]heptane-2-carboxylic acid (**15**) from **6**, or resolving **8** from preparing *tert*-butyl 2-

15 {[(benzyloxy)carbonyl]amino}-7-azabicyclo[2.2.1]heptane-7-carboxylate (**7**) after preparing **7** from **6**;

further comprising preparing **8** from **15** or preparing **7** from **6** comprising treating either **15** or **6** with DPPA and a non-nucleophilic, organic soluble base, optionally Et₃N, in a high-boiling, inert organic solvent, optionally toluene, and
20 PhCH₂OH; and

further comprising preparing **1** from **8** by hydrogenolysis in the present of Pd/C in an alcoholic solvent including ethanol.

9. The process of claim 8, further comprising preparing **8** from **6**, comprising
25 resolving **15** from **6**;

further comprising dissolving **6** or **15** and from about 1 eq to about 1.5 eq of Et₃N, in toluene and PhCH₂OH;

further comprising heating the solution, optionally from about 30°C to about 80°C;

30 further comprising adding DPPA, optionally from about 0.95 eq to about 1.2 eq, and further optionally at a rate to control the reaction temperature and nitrogen off-gassing rate;

further comprising heating the reaction, optionally from about 30°C to 110°C once the temperature and nitrogen off gassing begins to fall;

further comprising adding benzyl alcohol, optionally from about 0.95 eq to about 1.5 eq;

5 further comprising stirring the reaction, optionally at a temperature from about 30°C to 110°C, until residual **6** or **15** is less than 1% relative to **7** or **8**, respectively;

further comprising a mildly basic aqueous work-up, optionally purifying using silica gel chromatography eluting with EtOAc, optionally 40-50% EtOAc in hexane; and

10 further comprising isolating **7** or **8**, and resolving **8** from **7**.

10. The process of claim 9 further comprising preparing *exo*-(*t*-butyl 2*R*(+))-2-amino-7-azabicyclo[2.2.1]heptane-7-carboxylate (**1**) from **8** by hydrogenolysis of **8**.

15 11. A compound that is

exo-(*tert*-butyl 2*R*(+))-2-amino-7-azabicyclo[2.2.1]heptane-7-carboxylate (**1**);

exo-tert-butyl 2(*R*(+))-{[(benzyloxy)carbonyl]amino}-7-

azabicyclo[2.2.1]heptane-7-carboxylate (**8**);

exo-tert-butyl 2-[(benzyloxy)carbonyl]amino-7-azabicyclo[2.2.1]heptane-7-

20 carboxylate (**7**);

(2*R*)-7-(*tert*-butoxycarbonyl)-7-azabicyclo[2.2.1]heptane-2-carboxylic acid

(**15**); or

7-(*tert*-butoxycarbonyl)-7-azabicyclo[2.2.1]heptane-2-carboxylic acid (**6**),

provided that when the compound is an acid, the compound can be an alkali metal or
25 amine salt thereof; further provided that when the compound is an amine, the compound can be an acid salt thereof; and further provided that the compound can have varying degrees of chemical purity and chiral purity.

12. The compound of claim 11 that is *exo*-(*t*-butyl 2*R*(+))-2-amino-7-
30 azabicyclo[2.2.1]heptane-7-carboxylate (**1**), provided that the compound can be the acid salt thereof; and further provided that the compound can have varying degrees of chemical purity and chiral purity.

13. The compound of claim 11 that is 7-(*tert*-butoxycarbonyl)-7-azabicyclo[2.2.1]heptane-2-carboxylic acid (6), provided that the compound can be the alkali metal or amine salt thereof, and further provided that the compound can have varying degrees of chemical purity and chiral purity.
- 5
14. The compound of any one of claims 11-13, wherein the compound has at least 95% chemical purity and at least 95% chiral purity.
15. The compound of claim 13, wherein the compound has at least 97% chemical
10 purity and at least 99.5% chiral purity.