



US00D963508S

(12) **United States Design Patent** (10) **Patent No.:** **US D963,508 S**
Parvex (45) **Date of Patent:** **** Sep. 13, 2022**

(54) **RING** D265,808 S * 8/1982 Barr D11/35
D365,038 S * 12/1995 Merritt D9/631
(71) Applicant: **Van Cleef & Arpels SA,** D416,813 S * 11/1999 Wright D10/31
Villars-sur-Glane (CH) D494,082 S * 8/2004 Hardy A44C 9/0015
D11/26
(72) Inventor: **Isabelle Parvex,** Bagneux (FR) D666,117 S * 8/2012 Le Bail D11/26
D807,775 S * 1/2018 Parvex D11/84
D808,848 S * 1/2018 Parvex D11/27
(73) Assignee: **Van Cleef & Arpels SA,** D879,647 S * 3/2020 Parvex D11/4
Villars-sur-Glane (CH) D926,595 S * 8/2021 Parvex D11/4

(**) Term: **15 Years**

(21) Appl. No.: **29/712,388**

(22) Filed: **Nov. 7, 2019**

(51) **LOC (13) Cl.** **11-01**

(52) **U.S. Cl.**

USPC **D11/35**

(58) **Field of Classification Search**

USPC D11/1, 3, 4, 26-39, 91, 92
CPC A44C 1/00; A44C 9/00; A44C 9/0007;
A44C 9/0015; A44C 9/0023; A44C
9/003; A44C 9/0038; A44C 9/0046; A44C
9/0053; A44C 9/0061; A44C 9/0069;
A44C 9/0076; A44C 9/0092; A44C 9/02;
A44C 5/00; A44C 5/0007; A44C 5/0015;
A44C 3/00; A44C 17/02; A44C 17/0208;
A44C 17/0216; A44C 17/0225; A44C
17/0233; A44C 17/0241; A44C 17/025;
A44C 17/0258; A44C 17/0266; A44C
17/0275; A44C 17/0283; A44C 17/0291

See application file for complete search history.

(56) **References Cited**

U.S. PATENT DOCUMENTS

D131,797 S * 3/1942 Barbieri 63/15
D162,748 S * 4/1951 Philippe D11/4
D176,522 S * 1/1956 Katz D11/29
D176,523 S * 1/1956 Katz D11/29

OTHER PUBLICATIONS

[Online] "Perlee Couleurs Ring" <https://www.vancleefarpels.com/en/collections/jewelry/perlee/vcarp4dr00---perlee-couleurs-ring.html>. Retrieved Mar. 12, 2022.*

* cited by examiner

Primary Examiner — Melanie Pellegrini

(74) *Attorney, Agent, or Firm* — Taft Stettinius & Hollister LLP

(57) **CLAIM**

The ornamental design for a ring, as shown and described.

DESCRIPTION

FIG. 1 is a front elevational view of a ring showing my new design;

FIG. 2 is a back elevational view thereof;

FIG. 3 is a top plan view thereof;

FIG. 4 is a bottom plan view thereof;

FIG. 5 is a left side elevational view thereof;

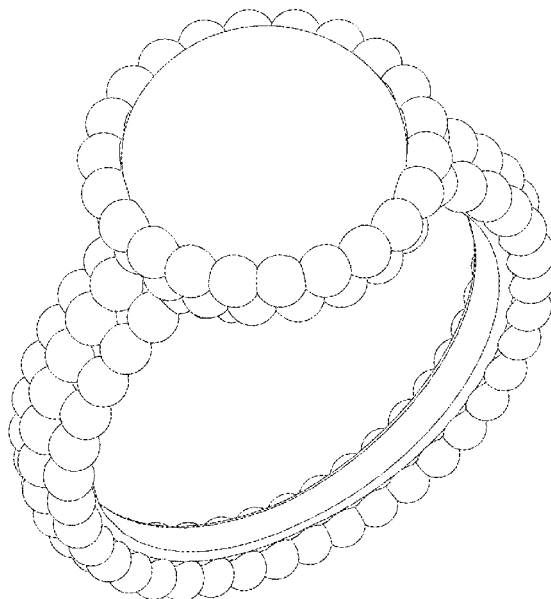
FIG. 6 is a right side elevational view thereof;

FIG. 7 is a top, left side perspective view thereof; and,

FIG. 8 is a bottom, left side perspective view thereof.

The broken lines in the drawing figures depict portions of the ring that form no part of the claimed design.

1 Claim, 8 Drawing Sheets






Fig. 1




Fig. 2




Fig. 3




Fig. 4

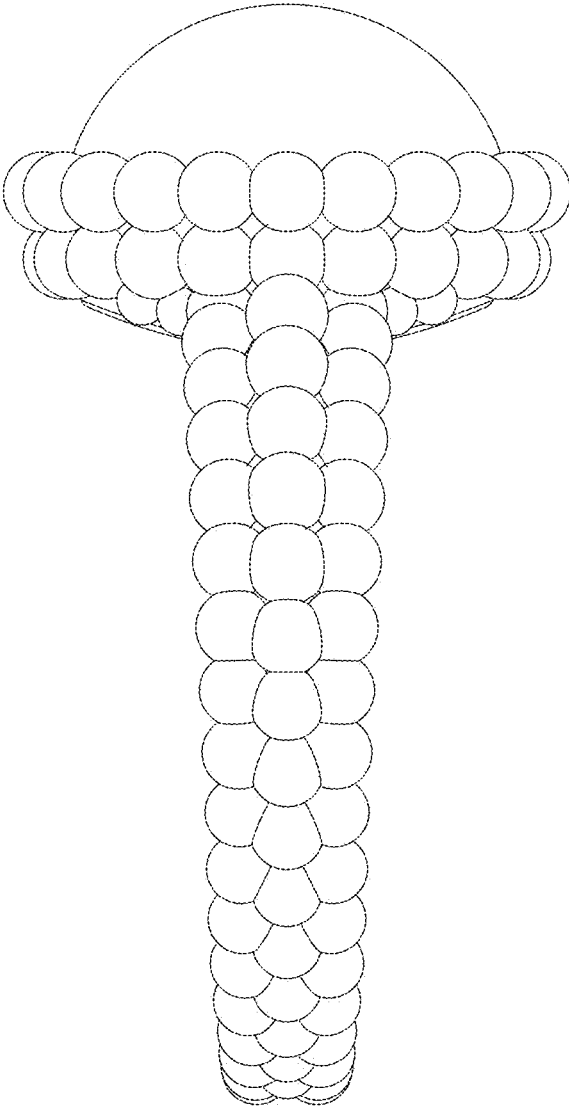


Fig. 5

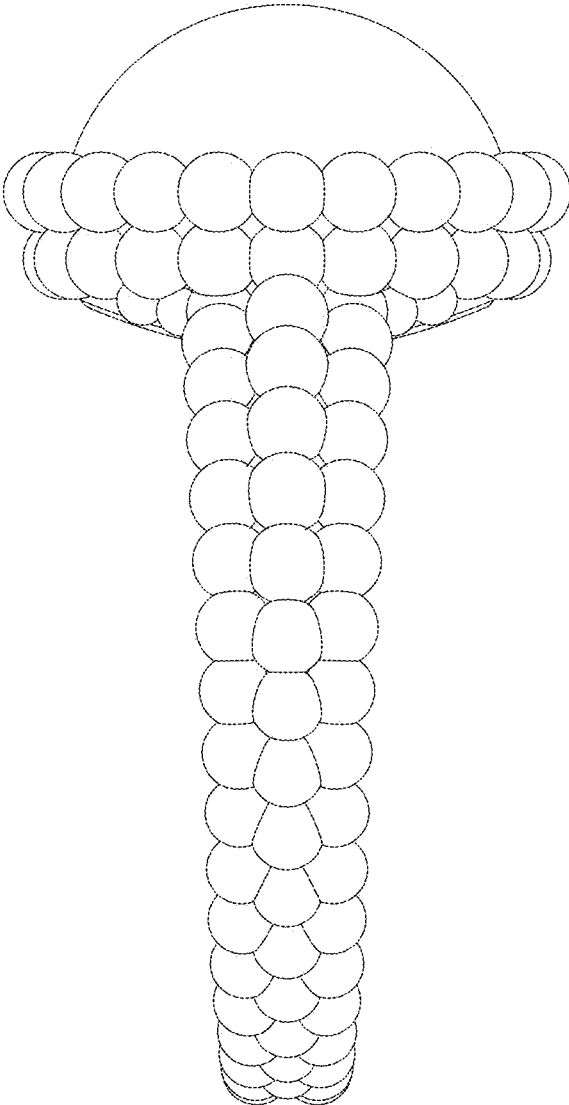


Fig. 6

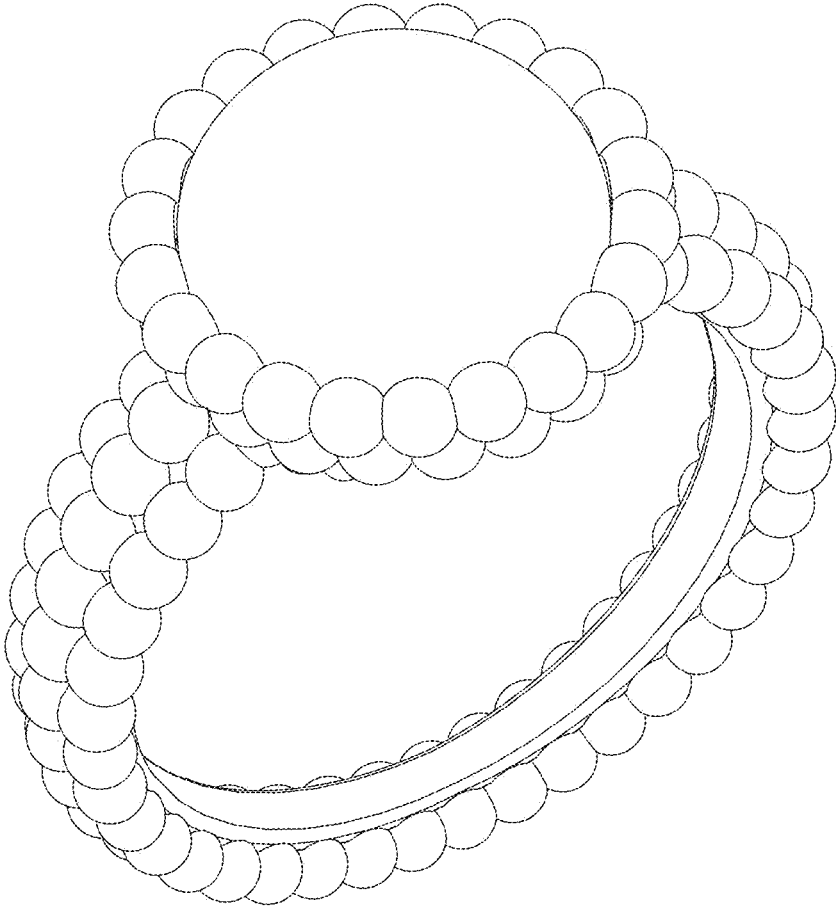


Fig. 7

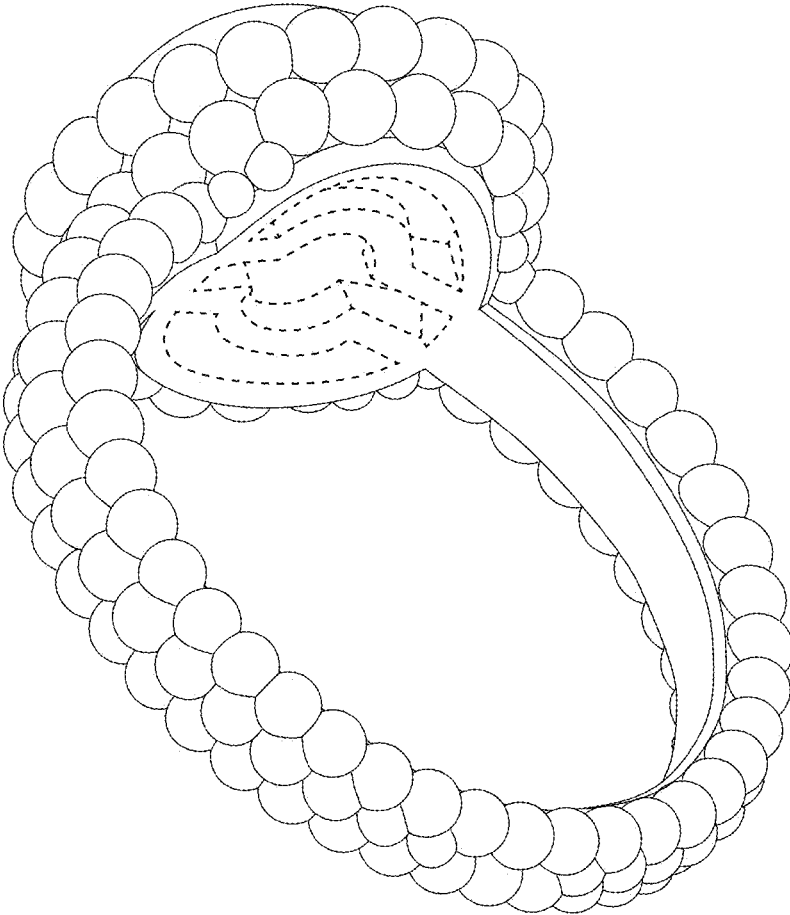


Fig. 8