



US00D426371S

**United States Patent** [19]  
**Mandzick**

[11] **Patent Number: Des. 426,371**  
[45] **Date of Patent: \*\* Jun. 13, 2000**

[54] **HAT**  
[75] Inventor: **Mark Mandzick**, 1430 39th St.,  
Western Springs, Ill. 60558  
[73] Assignee: **Mark Mandzick**, Western Springs, Ill.  
[\*\*] Term: **14 Years**

D. 376,467	12/1996	Randolph	.....	D2/870 X
D. 378,627	4/1997	O'Brien	.....	D2/889
1,313,080	8/1919	Ensten	.....	D2/878 X
2,259,537	10/1941	Wengren	.....	D2/880 X
2,294,529	9/1942	Wengren	.....	D2/878 X
2,295,659	9/1942	Howland	.....	D2/867 X
5,349,702	9/1994	Runckez	.....	2/171 X

[21] Appl. No.: **29/068,658**  
[22] Filed: **Mar. 17, 1997**

*Primary Examiner*—Paula A. Mortimer

[51] **LOC (7) Cl.** ..... **02-03**  
[52] **U.S. Cl.** ..... **D2/878**  
[58] **Field of Search** ..... D2/865, 866, 867,  
D2/870, 878, 880, 889; 2/171, 181, 195.1,  
209.13, 200.3

[57] **CLAIM**

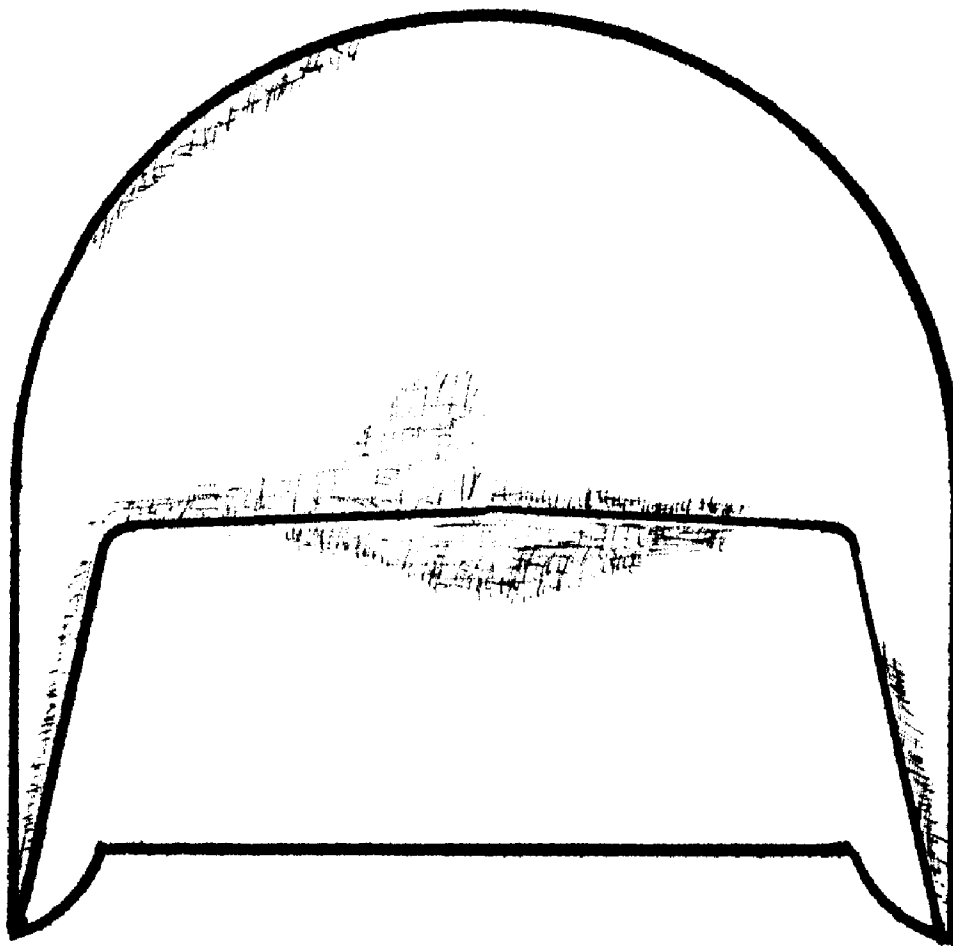
The ornamental design for a hat, as shown and described.

**DESCRIPTION**

FIG. 1 is a front elevational view of a hat showing my new design;  
FIG. 2 is a rear view thereof;  
FIG. 3 is a right side view thereof;  
FIG. 4 is a left side view thereof;  
FIG. 5 is a top plan view thereof; and,  
FIG. 6 is a bottom plan view thereof.

[56] **References Cited**  
**U.S. PATENT DOCUMENTS**  
D. 80,730 3/1930 Iwan ..... D2/878  
D. 237,844 12/1975 Stock ..... D2/870  
D. 366,557 1/1996 Ashby et al. .... D2/870

**1 Claim, 3 Drawing Sheets**



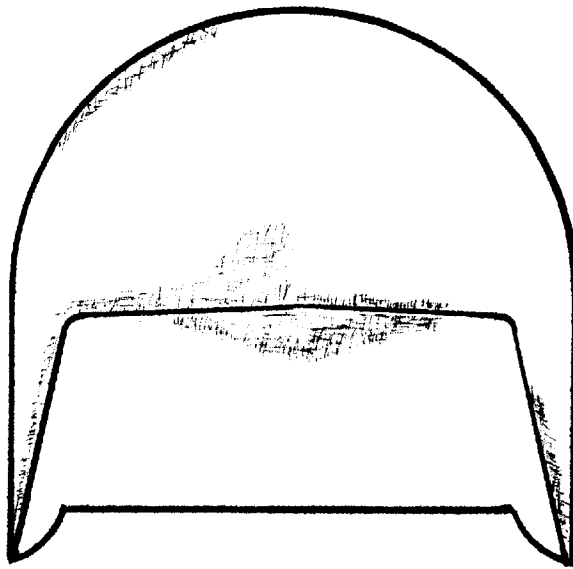


FIG. 1

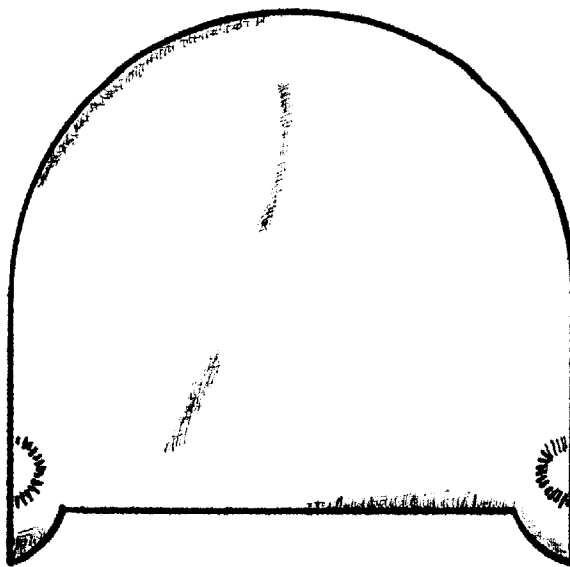


FIG. 2

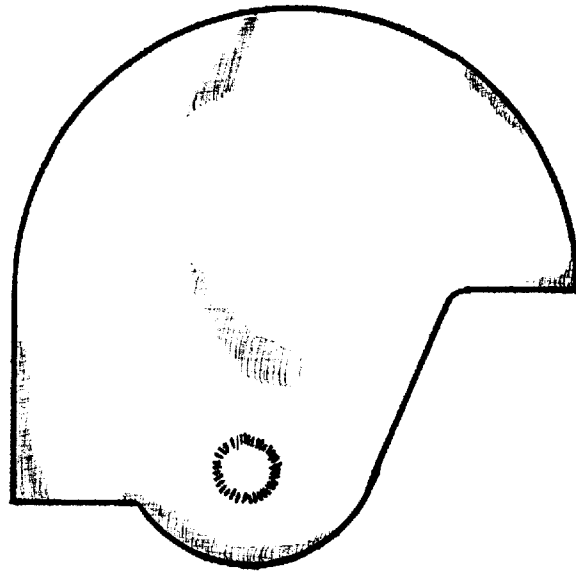


FIG. 3

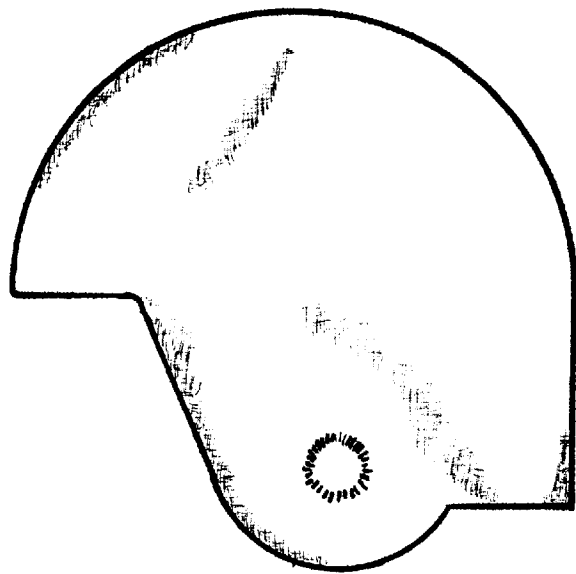


FIG. 4

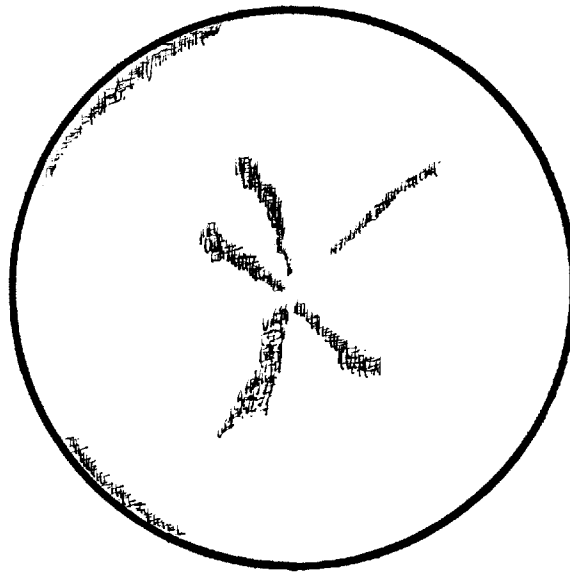


FIG. 5




FIG. 6