



US00D502157S

(12) **United States Design Patent**
Kim et al.

(10) **Patent No.:** **US D502,157 S**

(45) **Date of Patent:** **** Feb. 22, 2005**

(54) **COMMUNICATION DEVICE**

(75) Inventors: **Catherine S. Kim**, Evanston, IL (US);
Matt B. Ansley, Milwaukee, WI (US);
Michael S. Jahnke, Algonquin, IL (US);
Iulius Lucaci, Evanston, IL (US);
Tony Dean, Sherwood, OR (US)

(73) Assignee: **Motorola Inc.**, Schaumburg, IL (US)

(**) Term: **14 Years**

(21) Appl. No.: **29/200,879**

(22) Filed: **Mar. 5, 2004**

(51) **LOC (7) Cl.** **14-03**

(52) **U.S. Cl.** **D14/138**

(58) **Field of Search** D14/137, 138,
D14/218, 147-148, 247-248, 144, 341-347;
379/433.01-433.13, 419, 434, 428.01-428.04,
420.01-420.04, 440; 455/550.1-90.3; D21/517;
D13/168; 345/168, 169

(56) **References Cited**

U.S. PATENT DOCUMENTS

6,014,552 A	*	1/2000	Aiken et al.	455/575.1
D420,351 S	*	2/2000	Waldner	D14/138
D451,079 S	*	11/2001	Ali	D14/138
D456,794 S	*	5/2002	Laverick et al.	D14/138
D459,327 S	*	6/2002	Ali	D14/138
D469,748 S	*	2/2003	Ribeiro et al.	D14/138
D470,467 S	*	2/2003	Maruska et al.	D14/138
D478,882 S	*	8/2003	Peng et al.	D14/138
D478,883 S	*	8/2003	Jensfelt et al.	D14/138
D479,216 S	*	9/2003	Ho-Cheun et al.	D14/138
D479,514 S	*	9/2003	Chan	D14/138
D480,057 S	*	9/2003	Ho-Cheun et al.	D14/138
D484,475 S	*	12/2003	Sheu	D14/138
D484,477 S	*	12/2003	Salmi	D14/138
D484,865 S	*	1/2004	Arbisi	D14/138
D485,247 S	*	1/2004	Wang et al.	D14/138
D485,819 S	*	1/2004	Ahlgren	D14/138
D487,886 S	*	3/2004	Ho-Cheun et al.	D14/138
D488,143 S	*	4/2004	Ting et al.	D14/138

D488,789 S	*	4/2004	Lee	D14/138
D490,391 S	*	5/2004	Chen et al.	D14/138
D491,543 S	*	6/2004	Chang et al.	D14/138
D492,276 S	*	6/2004	Walliser et al.	D14/138
D492,659 S	*	7/2004	Medeiros et al.	D14/138
D492,660 S	*	7/2004	Kim et al.	D14/138
D493,778 S	*	8/2004	Walliser et al.	D14/138
D494,561 S	*	8/2004	Kagami et al.	D14/138
D494,949 S	*	8/2004	Arnholt et al.	D14/138
D494,950 S	*	8/2004	Keuncke	D14/138
D496,343 S	*	9/2004	Lin et al.	D14/138
D496,640 S	*	9/2004	Seo	D14/138
D496,641 S	*	9/2004	Seo	D14/138
2003/0038787 A1	*	2/2003	Nishiyama	345/169
2003/0054830 A1	*	3/2003	Williams et al.	455/456

FOREIGN PATENT DOCUMENTS

WO	DM/55620	*	4/2001
WO	DM/059367	*	3/2002
WO	DM/060792	*	6/2002
WO	DM/065073	*	2/2004
WO	DM/065421	*	3/2004

* cited by examiner

Primary Examiner—Jeffrey Asch

(74) *Attorney, Agent, or Firm*—Lawrence J. Chapa

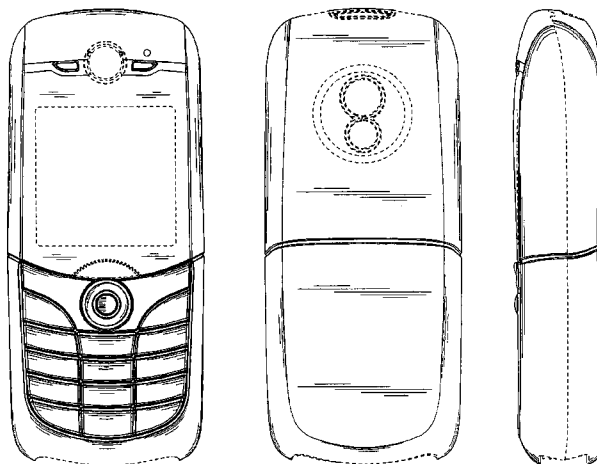
(57) **CLAIM**

The ornamental design for a communication device, as shown and described.

DESCRIPTION

FIG. 1 is an isometric view of an ornamental design of a communication device showing our new design. FIG. 2 is a front orthographic view thereof. FIG. 3 is a rear orthographic view thereof. FIG. 4 is a left side orthographic view thereof. FIG. 5 is a right side orthographic view thereof. FIG. 6 is a top orthographic view thereof; and, FIG. 7 is a bottom orthographic view thereof. The broken lines shown in FIGS. 1-7 are included for the purpose of illustrating environmental elements only and form no part of the claimed design.

1 Claim, 4 Drawing Sheets



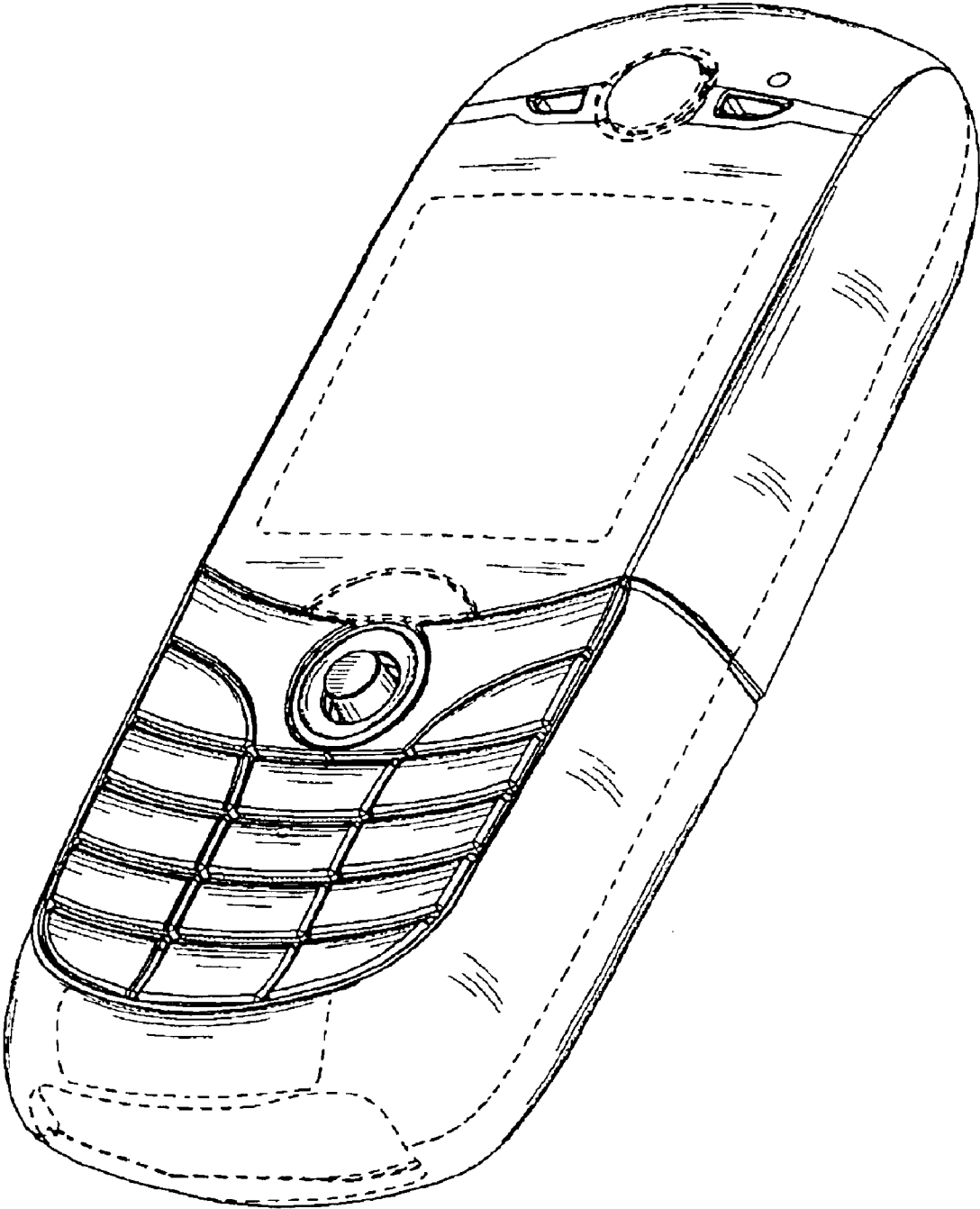


FIG. 1

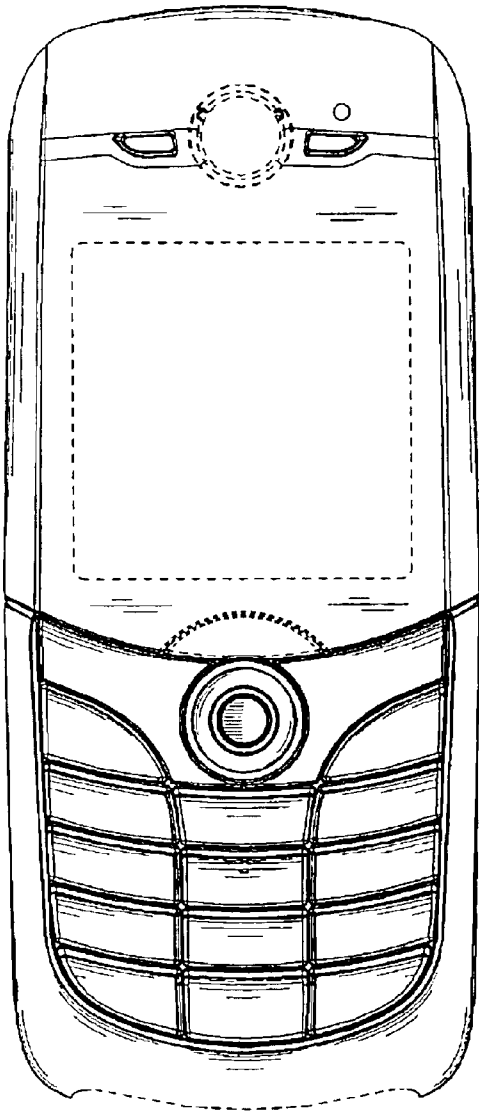


FIG. 2

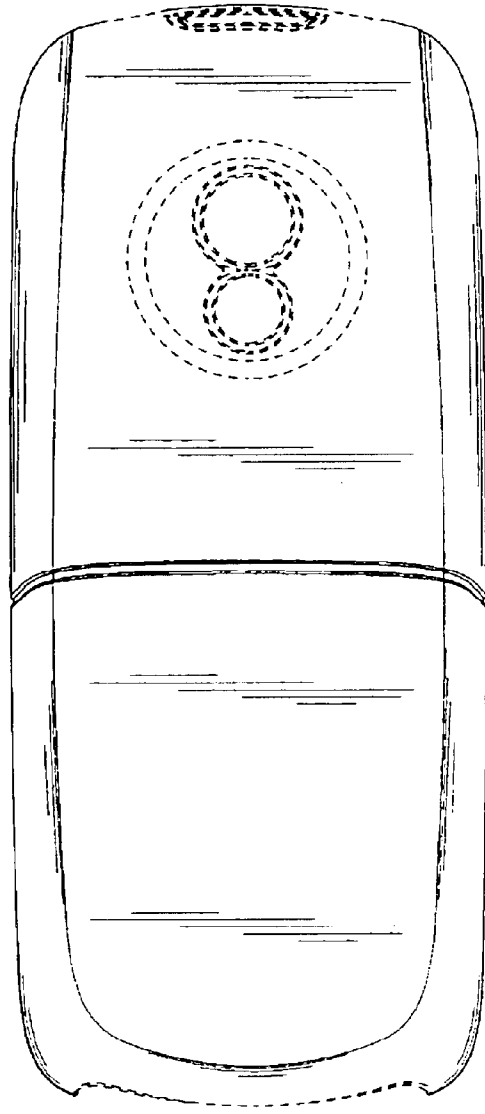


FIG. 3

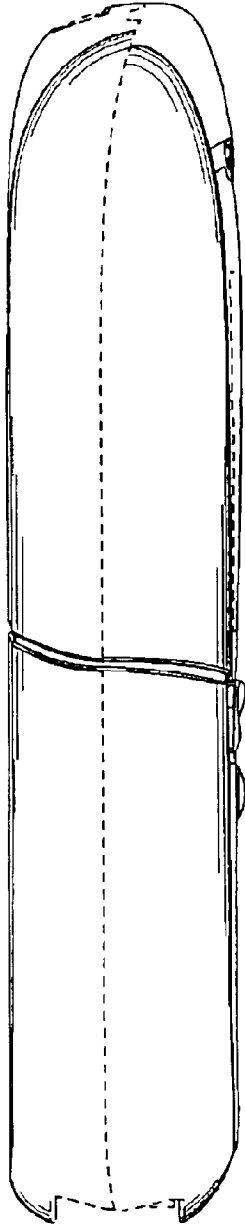


FIG. 4

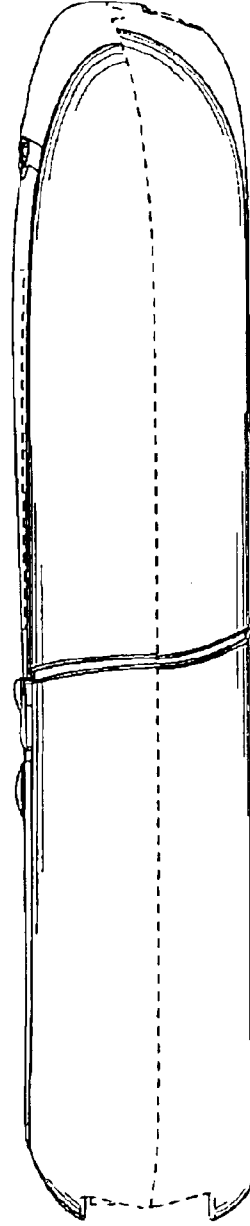


FIG. 5

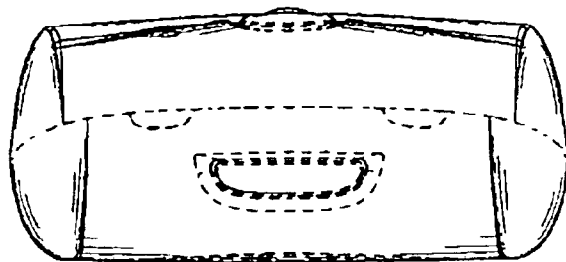


FIG. 6

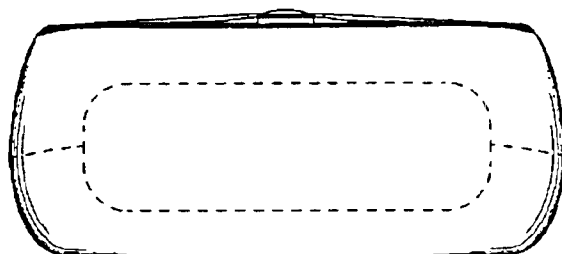


FIG. 7