



US00D543561S

(12) **United States Design Patent**  
**Fogarty et al.**

(10) **Patent No.:** **US D543,561 S**

(45) **Date of Patent:** **\*\* May 29, 2007**

(54) **REFRIGERATED DISPLAY CASE**

(75) Inventors: **Paul D. Fogarty**, St. Peters, MO (US);  
**Mark A. Miller**, St. Peters, MO (US);  
**Osman Nanic**, St. Louis, MO (US);  
**Kathleen E. Wickersham**, Webster  
Groves, MO (US)

(73) Assignee: **Husmann Corporation**, Bridgeton,  
MO (US)

(\*\*) Term: **14 Years**

(21) Appl. No.: **29/245,906**

(22) Filed: **Dec. 30, 2005**

(51) **LOC (8) Cl.** ..... **15-07**

(52) **U.S. Cl.** ..... **D15/89**

(58) **Field of Classification Search** ..... D15/79,  
D15/81, 83, 89; D6/329, 396, 449, 466,  
D6/470-474; 62/3.6, 125, 126, 246, 253,  
62/256, 277; 312/116, 138.1, 236, 405, 406  
See application file for complete search history.

(56) **References Cited**

**U.S. PATENT DOCUMENTS**

2,465,934	A	*	3/1949	Sanders	.....	62/253
3,063,256	A	*	11/1962	Lamb	.....	62/256
3,203,197	A	*	8/1965	Zaslovsky et al.	.....	62/277
3,218,822	A	*	11/1965	Bently et al.	.....	62/256
3,759,059	A	*	9/1973	Kenyon	.....	62/246
D348,365	S	*	7/1994	Johnson	.....	D6/471

D477,617	S	*	7/2003	Resch	.....	D15/83
D483,045	S	*	12/2003	Resch	.....	D15/83
D521,028	S	*	5/2006	Duffy et al.	.....	D15/79
D521,030	S	*	5/2006	Duffy et al.	.....	D15/89

**OTHER PUBLICATIONS**

Husmann Corporation; Husmann Impact Merchandisers—Multi-Deck Meat Display; catalog; 1996; 2 pages; Catalog M3; Husmann Corporation, Bridgeton, Missouri.

Husmann Corporation; Husmann Impact Merchandisers—Five Deck Meat Display; catalog; 1997; 2 pages; Catalog M5; Husmann Corporation, Bridgeton, Missouri.

Husmann Corporation; Husmann Impact Merchandisers—Refrigerated Wedges; catalog; 1998; 2 pages; Catalog RW; Husmann Corporation, Bridgeton, Missouri.

\* cited by examiner

*Primary Examiner*—Stella Reid

*Assistant Examiner*—Shanda C. Hill

(74) *Attorney, Agent, or Firm*—Michael Best & Friedrich LLP

(57) **CLAIM**

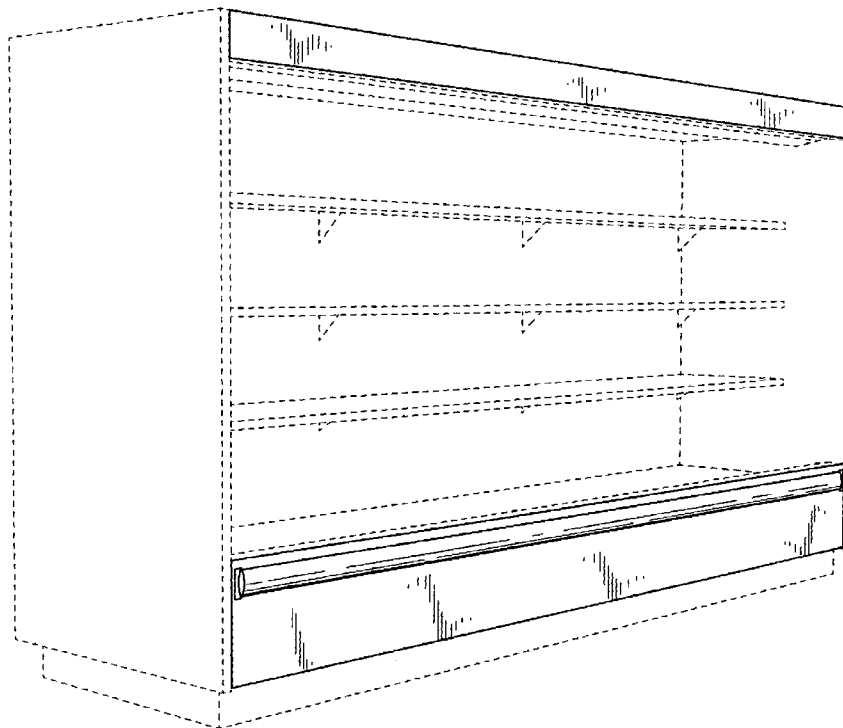
We claim the ornamental design for a refrigerated display case, as shown and described.

**DESCRIPTION**

FIG. 1 is a perspective view of a refrigerated display case embodying the present invention; and,

FIG. 2 is a front view of the refrigerated display case shown in FIG. 1.

**1 Claim, 2 Drawing Sheets**



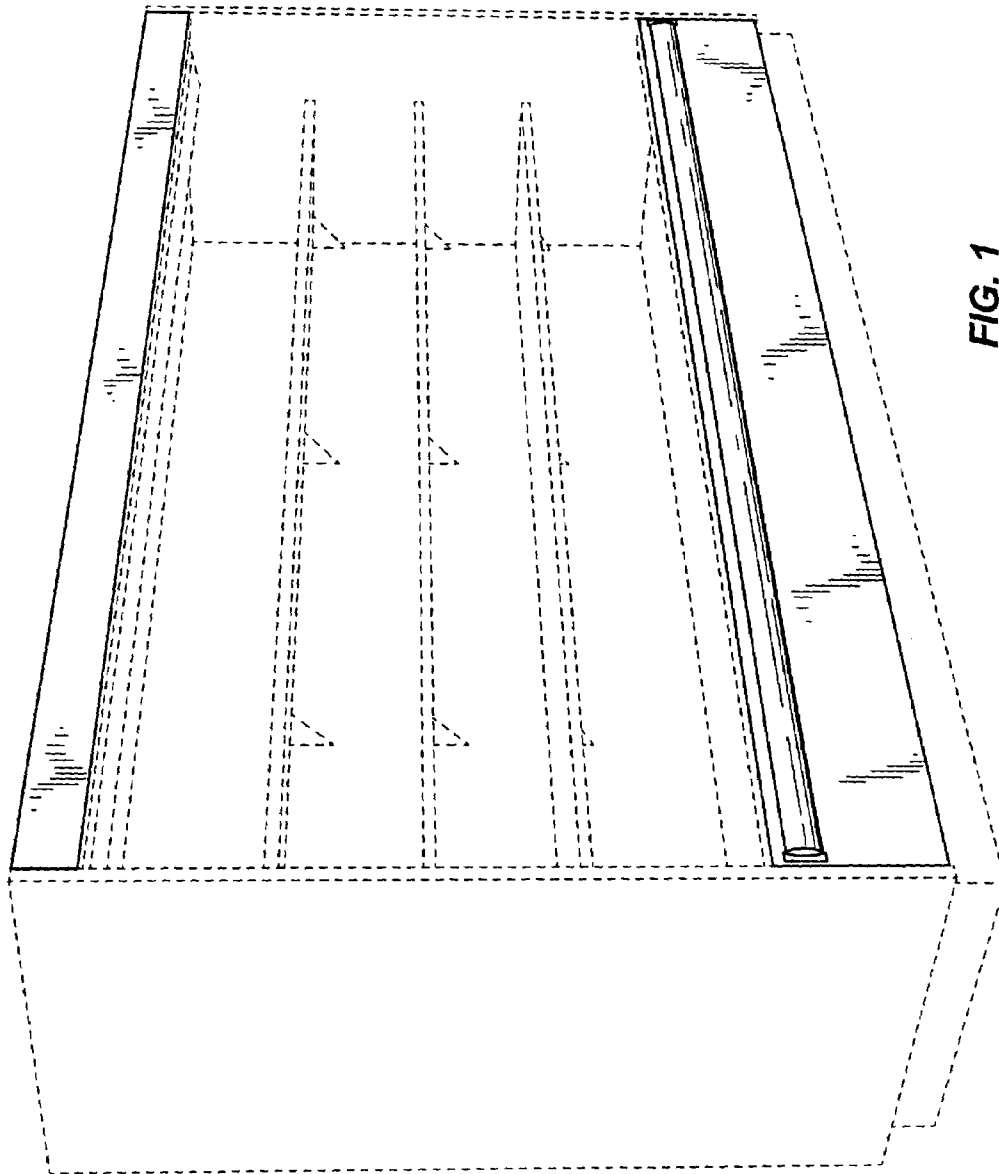


FIG. 1

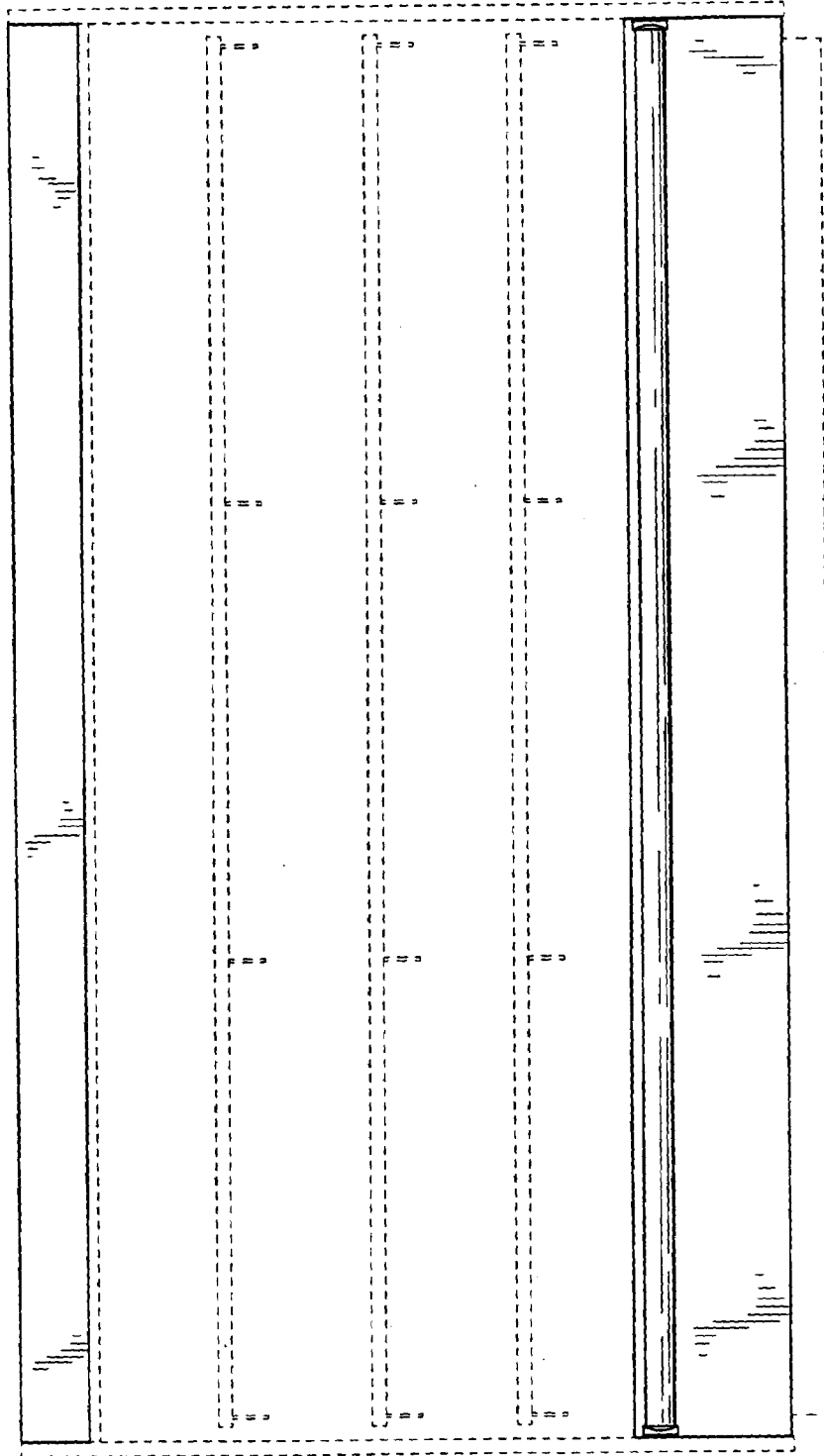


FIG. 2