



US00D969076S

(12) **United States Design Patent**  
**Li**

(10) **Patent No.:** **US D969,076 S**

(45) **Date of Patent:** **\*\* Nov. 8, 2022**

(54) **WIRELESS CHARGER**

(71) Applicant: **DONGGUAN HAOMAMA ELECTRONIC TECHNOLOGY CO., LTD**, Dongguan (CN)

(72) Inventor: **Qiong Li**, Dongguan (CN)

(\*\*) Term: **15 Years**

(21) Appl. No.: **29/785,262**

(22) Filed: **May 25, 2021**

(51) **LOC (13) Cl.** ..... **13-02**

(52) **U.S. Cl.**  
USPC ..... **D13/108**

(58) **Field of Classification Search**  
USPC ..... D13/103, 107, 108, 118, 119; D14/224, D14/240, 251, 253, 432, 433, 434, 447  
CPC ..... H04B 1/3877; H02J 7/0027; H02J 15/00  
See application file for complete search history.

(56) **References Cited**

**U.S. PATENT DOCUMENTS**

D787,441	S	*	5/2017	Lee	.....	D13/108
10,312,717	B2	*	6/2019	Green	.....	H02J 7/0044
D868,691	S		12/2019	Sun		
D875,677	S	*	2/2020	Shi	.....	D13/103
D883,924	S	*	5/2020	Chen	.....	D13/108
D897,953	S	*	10/2020	Chen	.....	D13/108
D902,151	S		11/2020	Yang		
D913,919	S	*	3/2021	Wang	.....	D13/108
D915,276	S	*	4/2021	Peng	.....	D13/108
D922,318	S	*	6/2021	Miller	.....	D13/108
D926,685	S	*	8/2021	Fan	.....	D13/108
D934,796	S	*	11/2021	Liao	.....	D13/108
D940,077	S	*	1/2022	Jiang	.....	D13/108
2009/0051319	A1	*	2/2009	Fang	.....	H02J 7/0044 320/115
2010/0315041	A1	*	12/2010	Tan	.....	H04M 1/04 320/115

**OTHER PUBLICATIONS**

“Pendrjrec Foldable Wireless Charger Stand”. Found online Apr. 8, 2022 at amazon.com. Reference dated Apr. 8, 2021. Retrieved from <https://www.amazon.com/Foldable-Wireless-Charger-Charging-12/dp/B092D6FMFN?th=1>. (Year: 2021).\*

(Continued)

*Primary Examiner* — Kendra Leslie Hamilton  
*Assistant Examiner* — Amanda Christensen

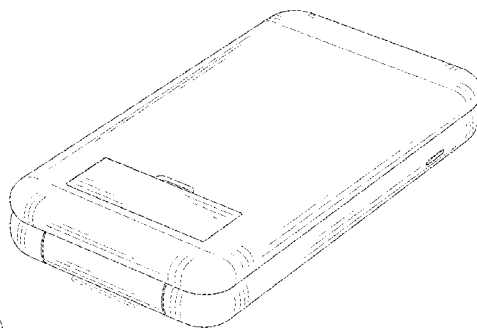
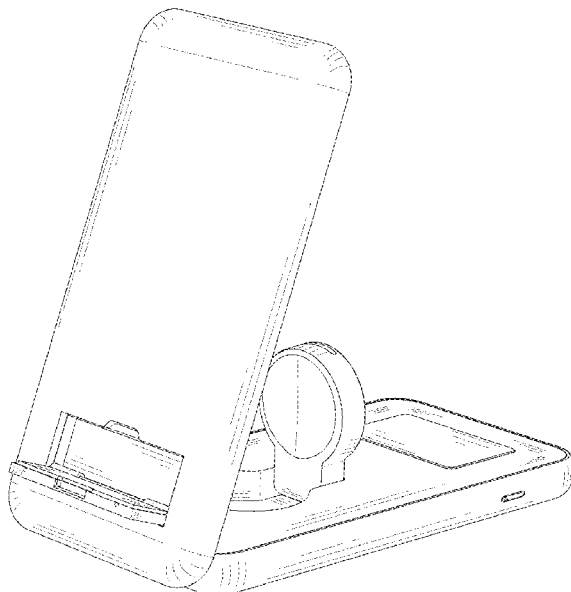
(57) **CLAIM**

The ornamental design for a wireless charger, as shown and described.

**DESCRIPTION**

FIG. 1 is a perspective view of a wireless charger where the wireless charger is in an open state.  
FIG. 2 is another perspective view thereof;  
FIG. 3 is a front elevational view thereof;  
FIG. 4 is a rear elevational view thereof;  
FIG. 5 is a left side elevational view thereof;  
FIG. 6 is a right side elevational view thereof;  
FIG. 7 is a top plan view thereof;  
FIG. 8 is a bottom plan view thereof;  
FIG. 9 is a perspective view of the wireless charger where the wireless charger is in a folded state;  
FIG. 10 is another perspective view thereof;  
FIG. 11 is a front elevational view thereof;  
FIG. 12 is a rear elevational view thereof;  
FIG. 13 is a top plan view thereof;  
FIG. 14 is a bottom plan view thereof;  
FIG. 15 is a left side elevational view thereof; and,  
FIG. 16 is a right side elevational view thereof.  
The equal-length broken lines in the drawings depict portions of the wireless charger that form no part of the claimed design.

**1 Claim, 16 Drawing Sheets**



(56)

**References Cited**

OTHER PUBLICATIONS

“Budi Wireless Charger”. Found online Jun. 2, 2021 at linkedin.com. Reference dated Oct. 4, 2019. Retrieved from <https://www.linkedin.com/pulse/budi-multi-functional-boxmulti-cable-6-types-cablewireless-ma>. (Year: 2019).\*

“Zoeview Wireless Charger”. Found online Jun. 3, 2021 at amazon.com. Reference dated Jul. 15, 2018. Retrieved from <https://www.amazon.com/Wireless-ZOEVIEW-Ultra-thin-Foldable-Qi-Enabled/dp/B07CTC4NR6?th=1>. (Year: 2018).\*

\* cited by examiner

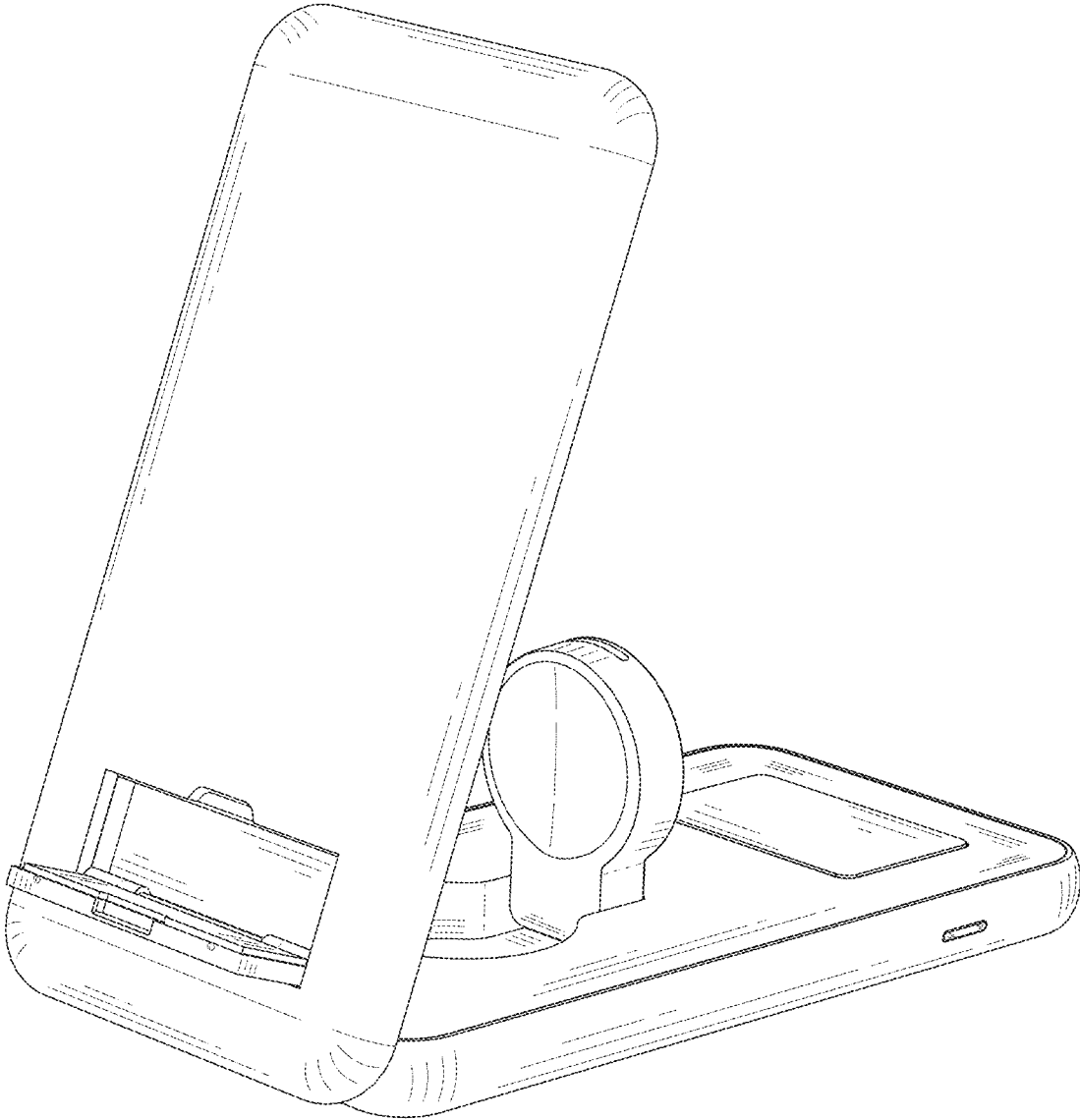


FIG. 1

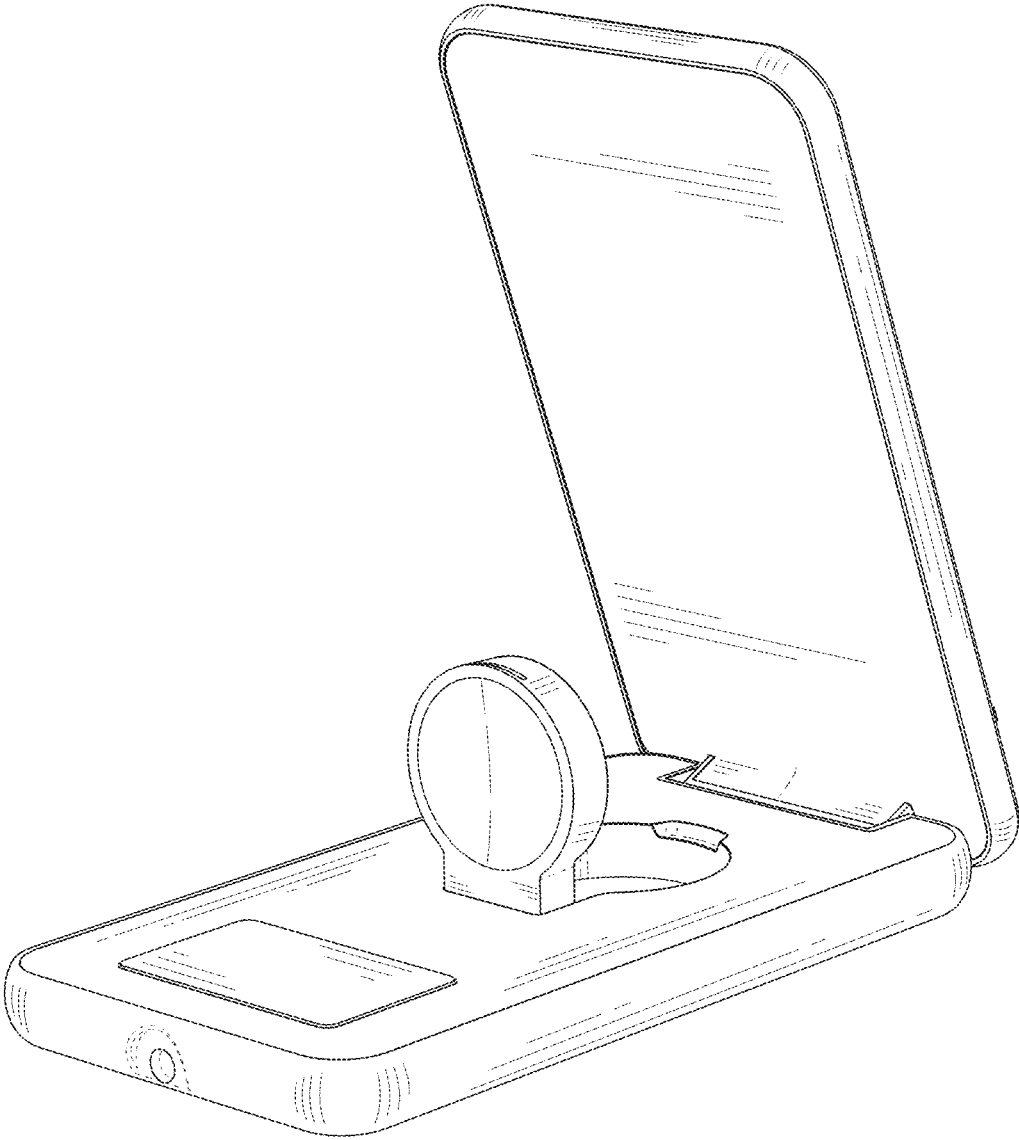


FIG. 2

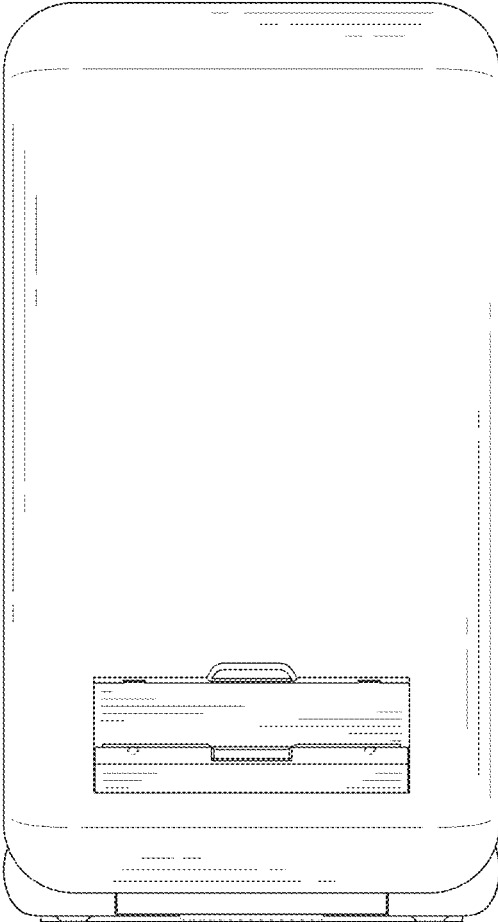


FIG. 3

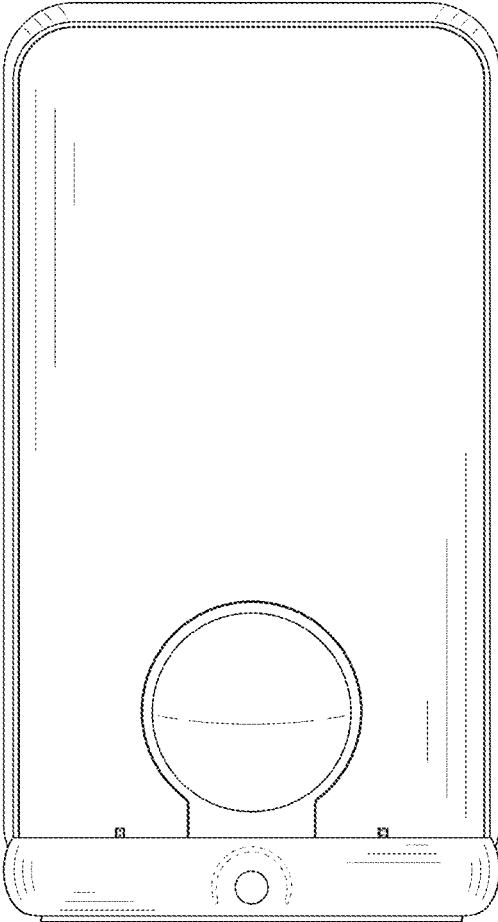


FIG. 4

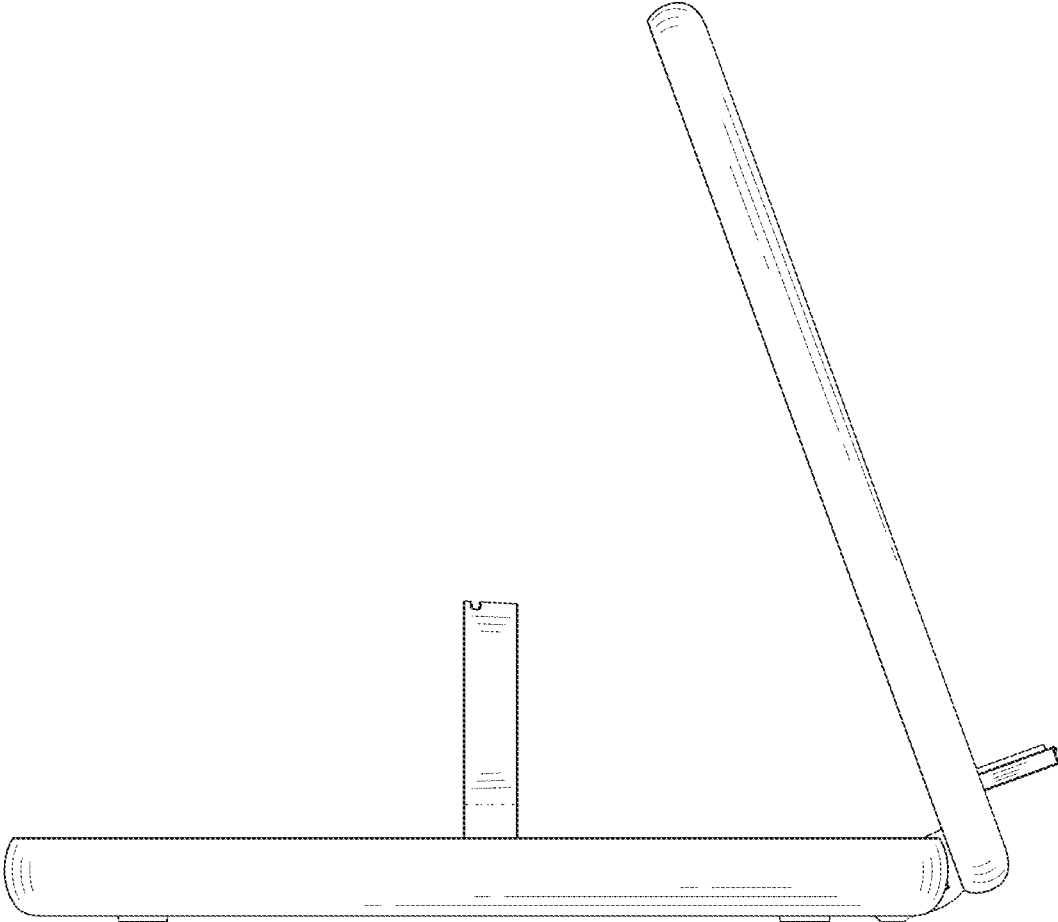


FIG. 5

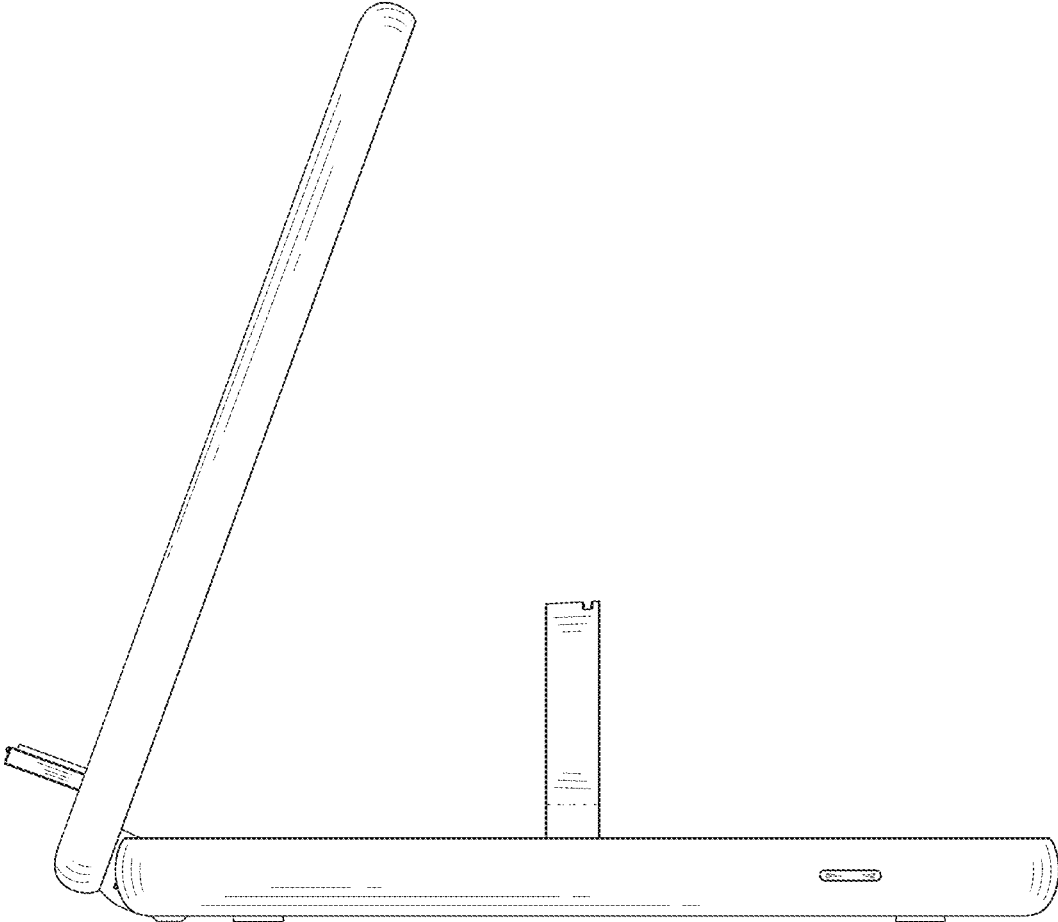


FIG. 6






FIG. 7




FIG. 8

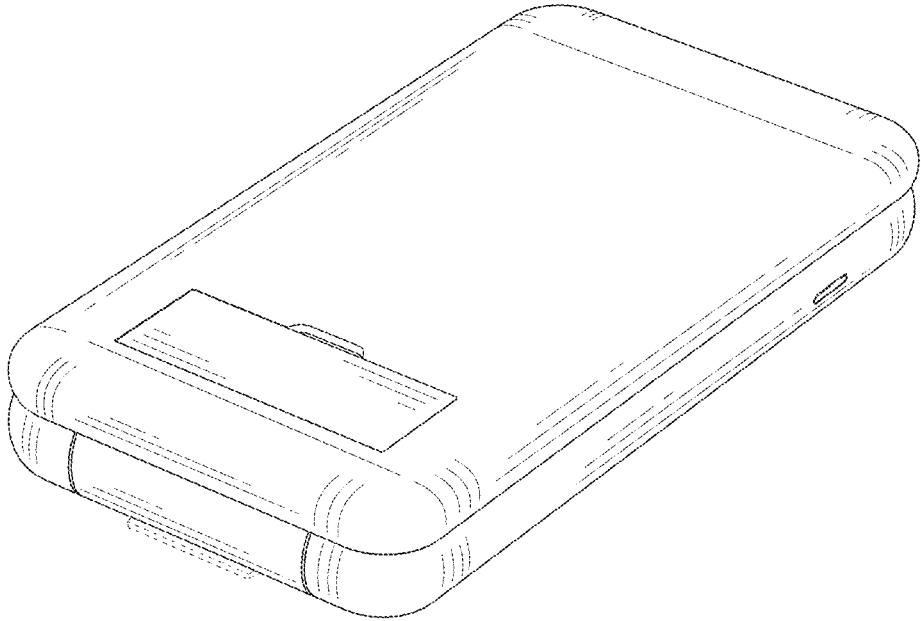


FIG. 9

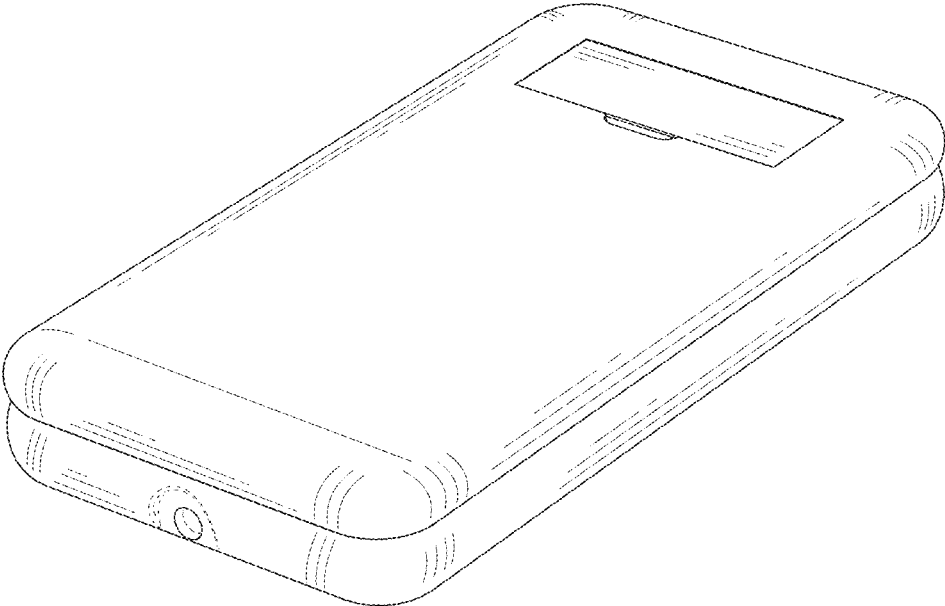


FIG. 10




FIG. 11

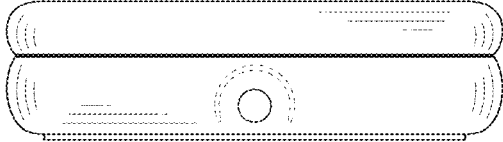


FIG. 12




FIG. 13




FIG. 14






FIG. 15




FIG. 16