



US00D455367S

(12) **United States Design Patent**
Tolkowsky

(10) **Patent No.:** **US D455,367 S**

(45) **Date of Patent:** **** Apr. 9, 2002**

(54) **PRECIOUS STONE**

(76) Inventor: **Gabriël S. Tolkowsky**, Rubenslei 8,
B-2018 Antwerpen (BE)

(**) Term: **14 Years**

(21) Appl. No.: **29/132,188**

(22) Filed: **Nov. 6, 2000**

(30) **Foreign Application Priority Data**

May 4, 2000 (BX) 77083-00

(51) **LOC (7) Cl.** **11-01**

(52) **U.S. Cl.** **D11/90**

(58) **Field of Search** D11/1, 2, 7, 26-29,
D11/35, 36, 40, 43, 79-92; 63/1.11, 15-15.1,
26-28

(56) **References Cited**

U.S. PATENT DOCUMENTS

D58,326 S * 7/1921 Heller D11/90

D340,669 S * 10/1993 Schachter 11/90
D392,589 S * 3/1998 Bachar D11/90
D415,712 S * 10/1999 Tolkowsky D11/90
D419,104 S * 1/2000 Ceulemans D11/90

* cited by examiner

Primary Examiner—Ralf Seifert

(74) *Attorney, Agent, or Firm*—Bacon & Thomas PLLC

(57) **CLAIM**

The ornamental design for a precious stone, as shown.

DESCRIPTION

FIG. 1 is a front elevational view of a precious stone, showing my new design;

FIG. 2 is a top plan view thereof;

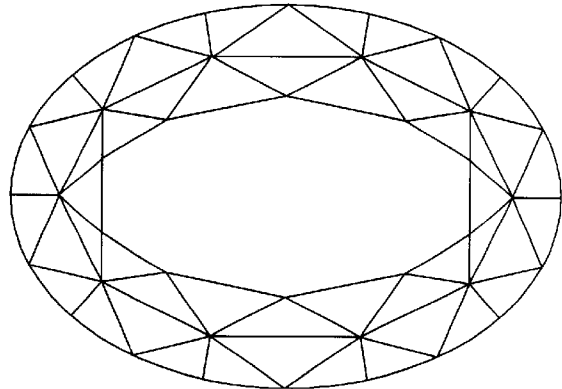
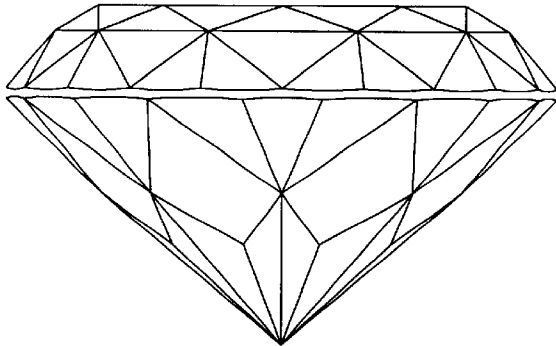
FIG. 3 is a bottom plan view thereof;

FIG. 4 is a right side elevational view thereof;

FIG. 5 is a left side elevational view thereof; and,

FIG. 6 is a rear elevational view thereof.

1 Claim, 1 Drawing Sheet



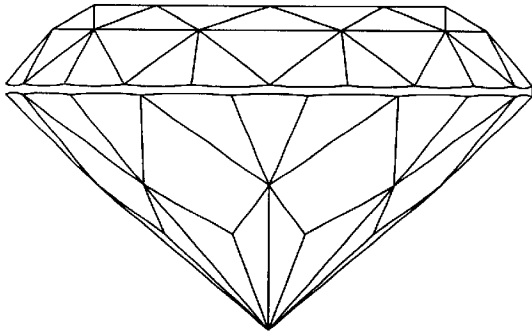


Fig. 1

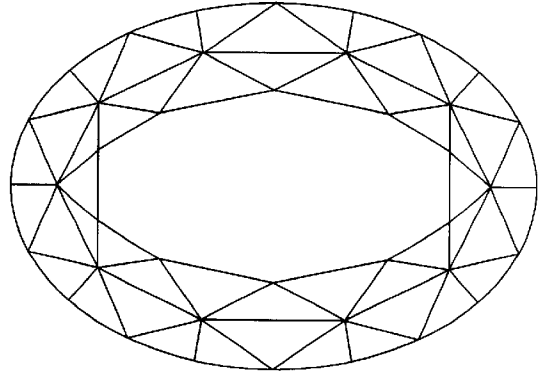


Fig. 2

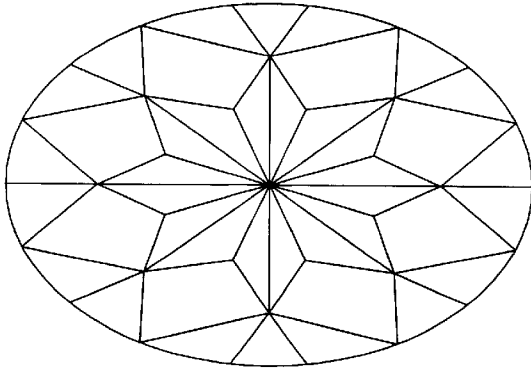


Fig. 3

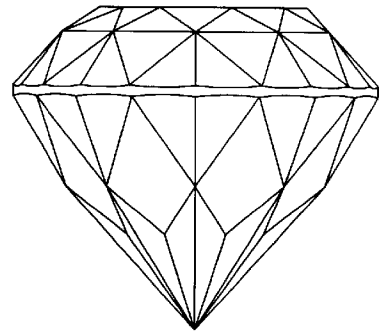


Fig. 4

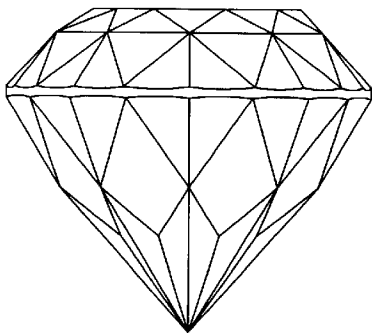


Fig. 5

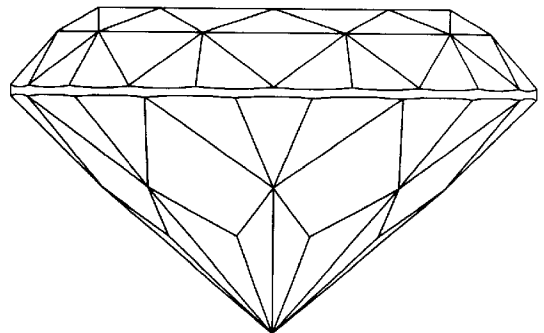


Fig. 6