



US00D471896S

(12) **United States Design Patent**
Solland

(10) **Patent No.:** **US D471,896 S**

(45) **Date of Patent:** **** Mar. 18, 2003**

(54) **SPEAKER HOUSING**

D443,605 S * 6/2001 Chiang D14/215

D448,753 S * 10/2001 Masui D14/214

D451,085 S * 11/2001 Masui D14/211

(75) Inventor: **Kurt Solland**, Westlake Village, CA (US)

* cited by examiner

(73) Assignee: **Harman International Industries, Inc.**, Northridge, CA (US)

Primary Examiner—Nanda Bondade

(74) *Attorney, Agent, or Firm*—Banner & Witcoff, Ltd.

(**) Term: **14 Years**

(57) **CLAIM**

(21) Appl. No.: **29/164,639**

The ornamental design for a speaker housing, as shown and described.

(22) Filed: **Jul. 30, 2002**

DESCRIPTION

(51) **LOC (7) Cl.** **14-01**

FIG. 1 is a perspective view of a speaker housing showing my new design;

(52) **U.S. Cl.** **D14/215**; D14/211

FIG. 2 is a front elevational view thereof;

(58) **Field of Search** D14/204, 207,

FIG. 3 is a side elevational view of one side thereof;

D14/209–216, 356; 181/144–145, 147–148,

FIG. 4 is a rear elevational view thereof;

150, 153, 157, 198–199; 381/300–302,

FIG. 5 is a top plan view thereof; and,

306, 333, 345, 361–364, 386–388

FIG. 6 is a side elevational view of the other side thereof.

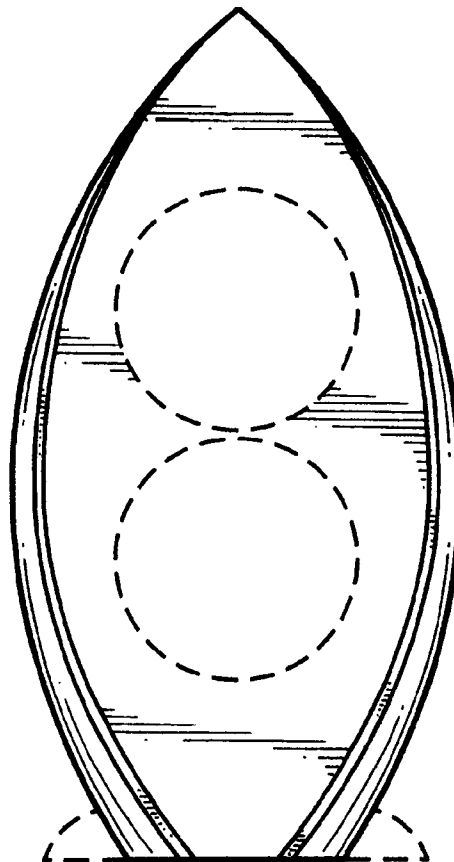
(56) **References Cited**

The broken line showings of the speaker feet/base, speaker driver areas, and circular area on the side wall are for illustrative purposes only and form no part of the claimed design.

U.S. PATENT DOCUMENTS

- D74,218 S 1/1928 Grau
- D329,235 S * 9/1992 Sarmiento D14/215
- D379,093 S 5/1997 Vollum et al.
- D401,241 S * 11/1998 Runquist et al. D14/215

1 Claim, 3 Drawing Sheets



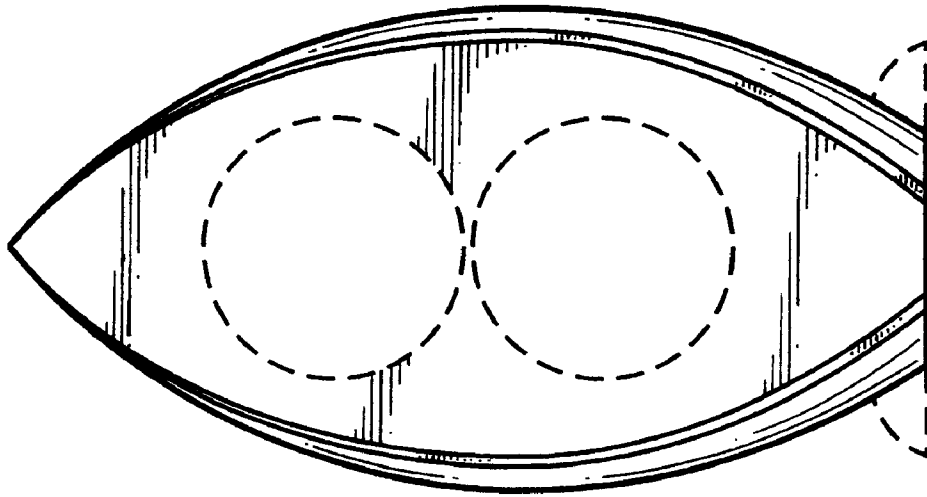


FIG. 2

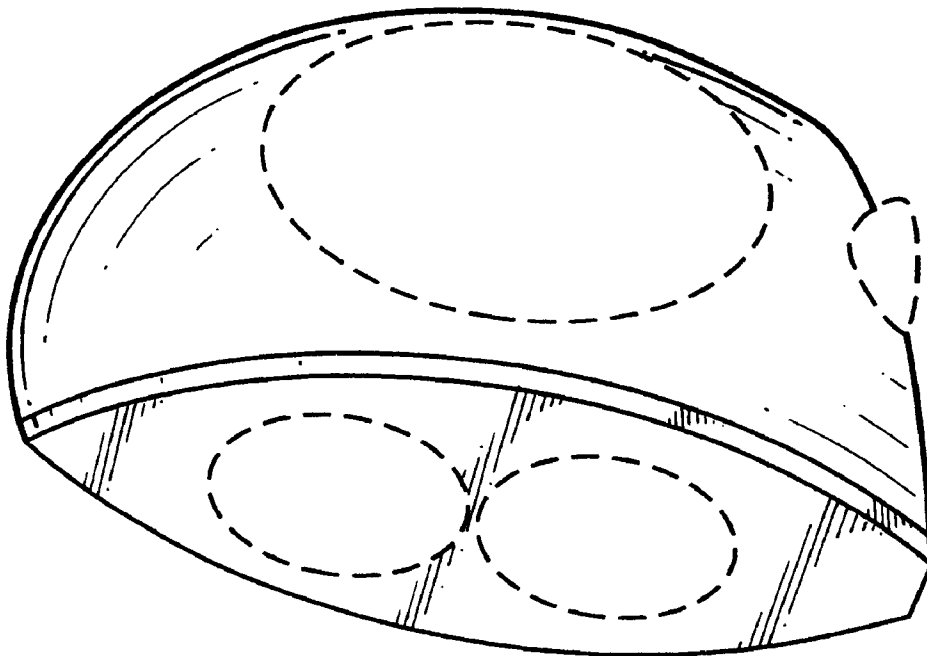


FIG. 1

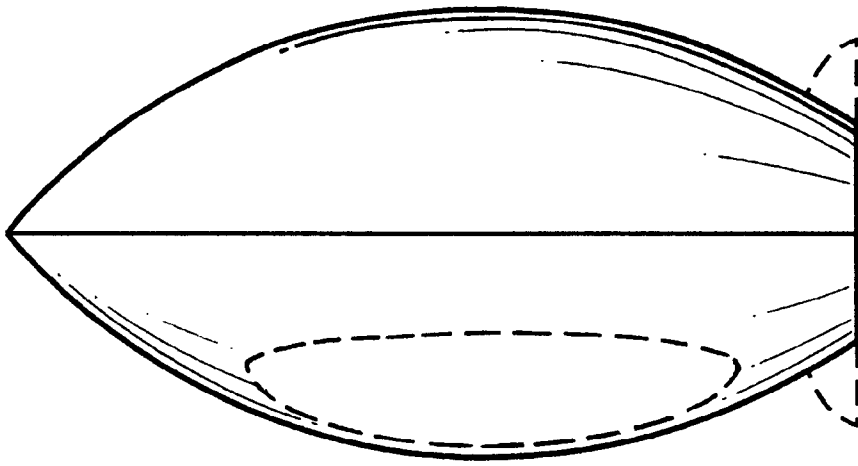


FIG. 4

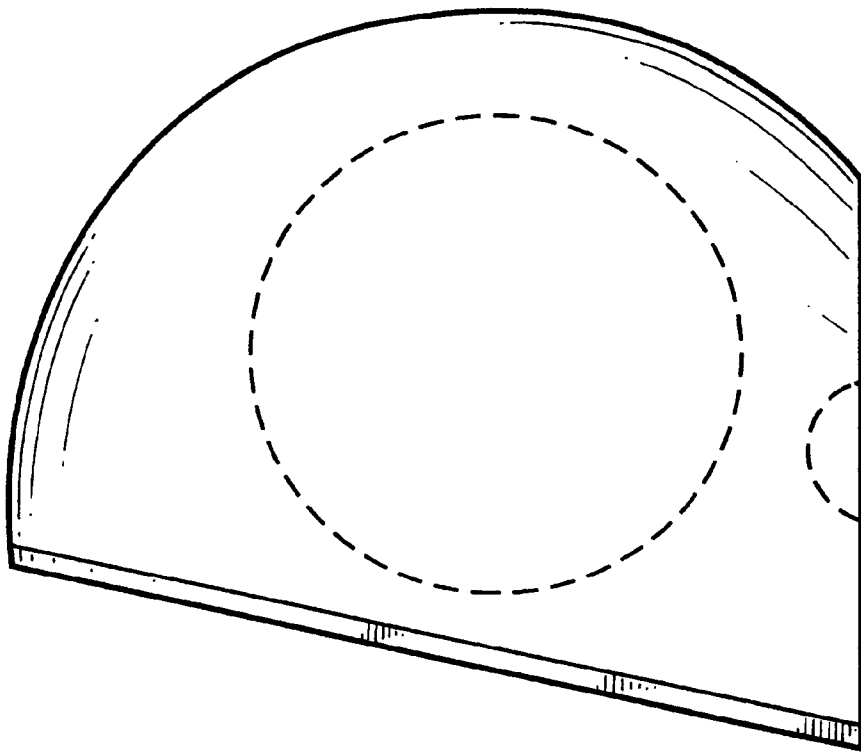


FIG. 3

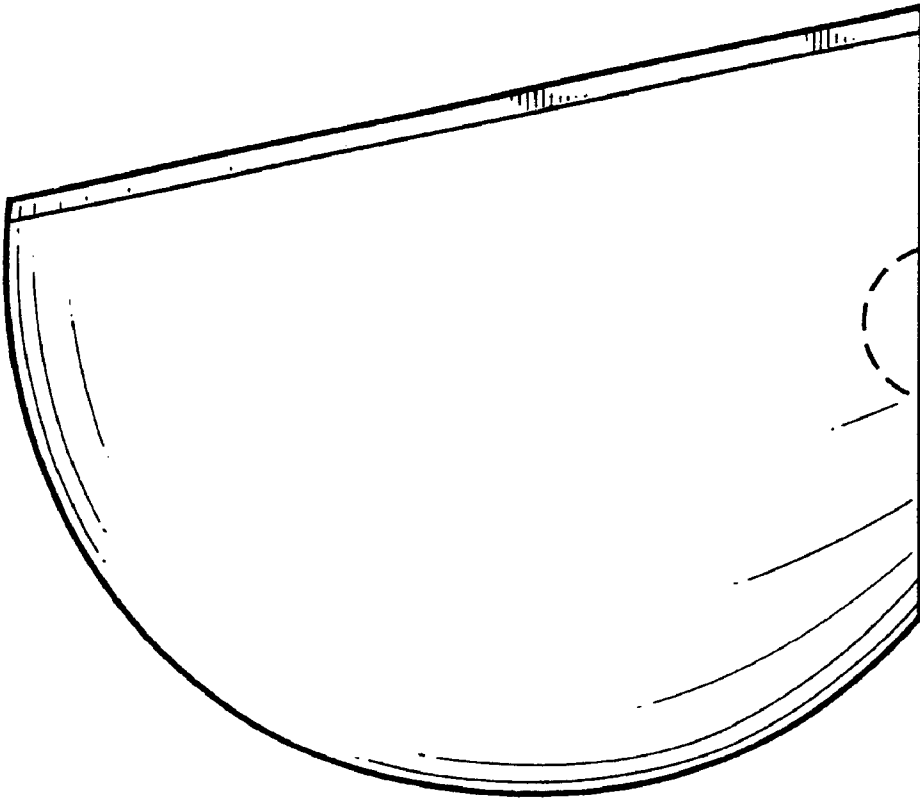


FIG. 6

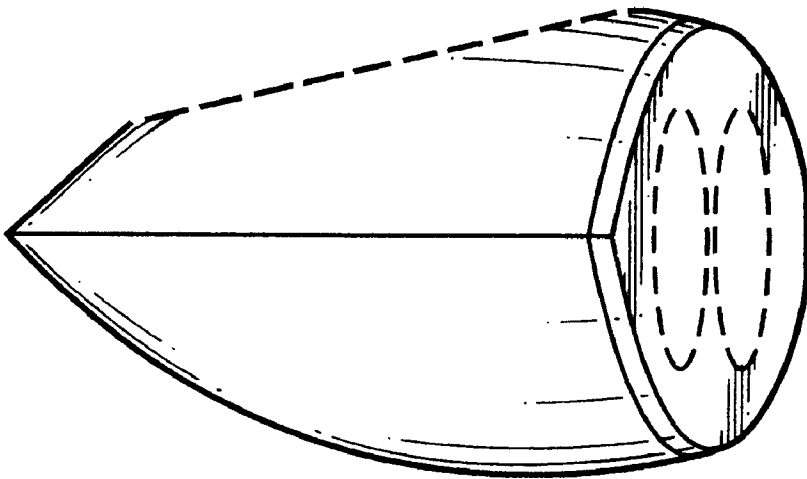


FIG. 5