



US00D891794S

(12) **United States Design Patent**  
**Saotome**

(10) **Patent No.:** **US D891,794 S**

(45) **Date of Patent:** **\*\* Aug. 4, 2020**

- (54) **CHAIR**
- (71) Applicant: **Okamura Corporation**, Yokohama-shi, Kanagawa (JP)
- (72) Inventor: **Hiroshi Saotome**, Yokohama (JP)
- (73) Assignee: **Okamura Corporation**, Yokohama-shi, Kanagawa (JP)

D445,574	S	*	7/2001	Foster	.....	D6/336
D575,073	S	*	8/2008	Mitjans	.....	D6/381
D609,491	S	*	2/2010	Lievore	.....	D6/381
D644,457	S	*	9/2011	Wilson	.....	D6/644
D791,525	S	*	7/2017	Zdanius	.....	D6/717
D794,365	S	*	8/2017	Izawa	.....	D6/708.23
D826,607	S	*	8/2018	Zdanius	.....	D6/708
D864,640	S	*	10/2019	Saotome	.....	A47B 13/023 D6/716

(Continued)

(\*\*) Term: **15 Years**

**OTHER PUBLICATIONS**

(21) Appl. No.: **29/656,238**

Human Touch ZG Chair, date unknown, found on Apr. 1, 2020 at [\(Continued\)](https://www.amazon.com/dp/B07K238WK9/ref=sspa_dk_detail_0?pd_rd_i=B07K238WK9&pd_rd_w=oeoiv&pf_rd_p=48d372c1-f7e1-4b8b-9d024bd86f5158c5&pd_rd_wg=Gko3T&pf_rd_r=G03A7BMDXNV3X10MDV0J&pd_rd_r=8b598d84-e000-49bd-8c43-fe923123b6b8&spLa=ZW5jenIwdG (Year: 2020).*</a></p></div>
<div data-bbox=)

(22) Filed: **Jul. 11, 2018**

*Primary Examiner* — Karen S Acker  
(74) *Attorney, Agent, or Firm* — Banner & Witcoff, Ltd.

(30) **Foreign Application Priority Data**

Jan. 11, 2018 (JP) ..... 2018-000315

(51) **LOC (12) CL.** ..... **06-01**

(52) **U.S. CL.**  
USPC ..... **D6/334**; D6/709

(58) **Field of Classification Search**  
USPC ..... D6/334, 335, 349, 352, 353, 354, 356, D6/360, 361, 362, 364, 365, 366, 371, D6/374, 375, 377, 378, 379, 380, 381, D6/708.23, 709, 716, 716.7, 716.2, 717  
CPC .... A47C 4/02; A47C 4/04; A47C 4/52; A47C 11/00; A47C 15/002; A47C 1/03; A47C 7/002

See application file for complete search history.

(57) **CLAIM**

The ornamental design for a chair, as shown and described.

**DESCRIPTION**

FIG. 1 is a front perspective view of a chair showing my new design;  
FIG. 2 is a rear perspective view thereof;  
FIG. 3 is a right side view thereof;  
FIG. 4 is a front view thereof;  
FIG. 5 is a rear view thereof;  
FIG. 6 is a bottom view thereof;  
FIG. 7 is a cross-sectional view taken in the direction of line 7-7 in FIG. 3; and,  
FIG. 8 is a cross-sectional view taken in the direction of line 8-8 in FIG. 4.

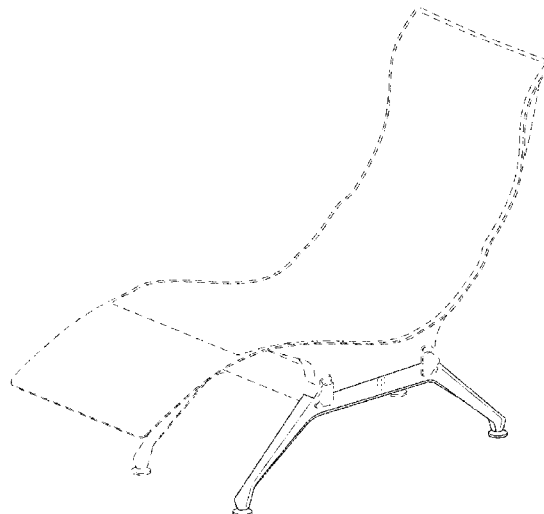
The broken lines shown in the drawings illustrate portions of the chair that form no part of the claimed design.

**1 Claim, 6 Drawing Sheets**

(56) **References Cited**

**U.S. PATENT DOCUMENTS**

3,078,063	A	*	2/1963	Frankl	.....	A47B 13/023 248/188.7
3,342,445	A	*	9/1967	Bouwkamp	.....	A47C 7/002 248/188.9
3,349,728	A	*	10/1967	Barecki	.....	A47B 3/0912 108/131
D278,012	S	*	3/1985	Doerner	.....	D6/610
D280,271	S	*	8/1985	Platner	.....	D6/381
D343,967	S	*	2/1994	Citterio	.....	D6/379



(56)

**References Cited**

U.S. PATENT DOCUMENTS

D872,562 S \* 1/2020 He ..... D8/354  
D875,418 S \* 2/2020 Saotome ..... A47B 91/14  
D6/381  
2002/0189506 A1\* 12/2002 Hamilton ..... A47B 17/033  
108/50.02  
2011/0239366 A1\* 10/2011 Boyle ..... A47B 91/14  
5/9.1  
2019/0281973 A1\* 9/2019 Coates ..... A47B 13/003

OTHER PUBLICATIONS

Mall DDA Seat, date unknown, found on Apr. 1, 2020 at <https://streetfurniture.com/product/mall-dda-seat/> (Year: 2020).\*  
Splay Leg Table, 1946, found on Apr. 1, 2020 at <https://www.knoll.com/product/splay-leg-table> (Year: 1946).\*

\* cited by examiner

FIG. 1

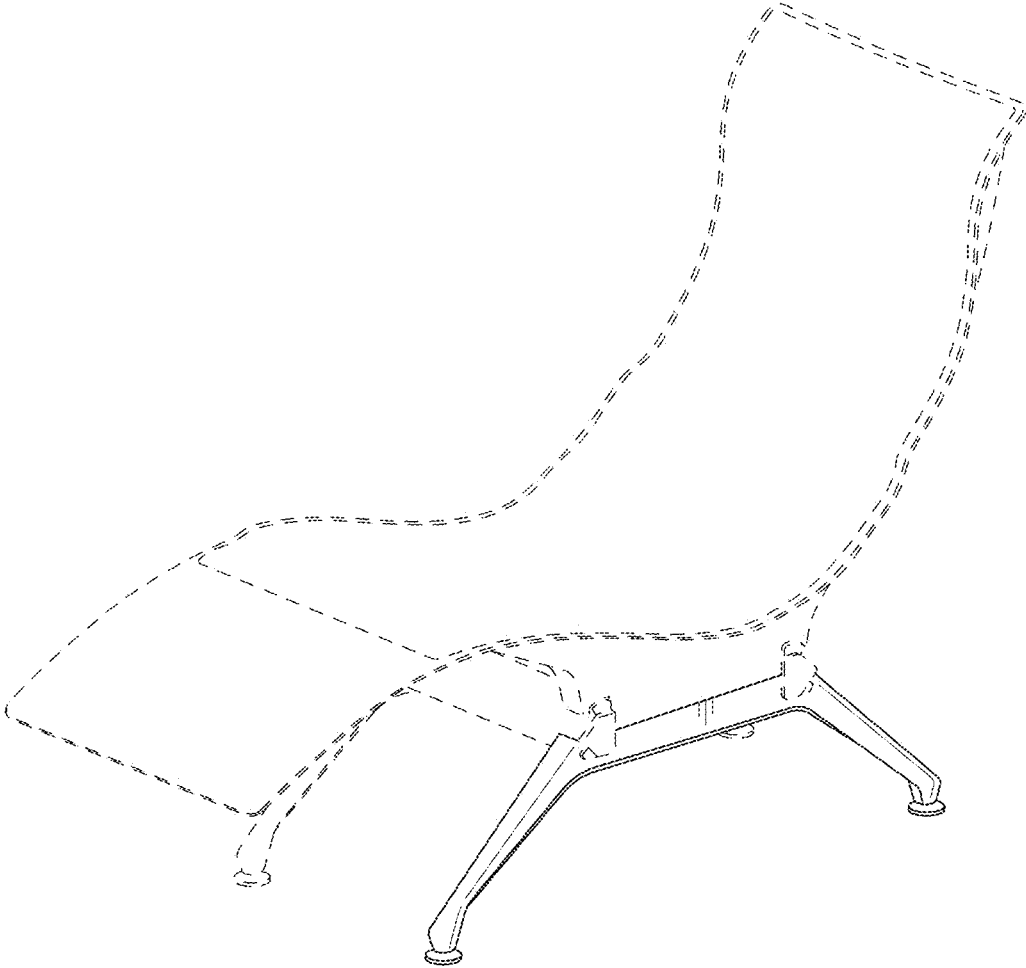


FIG. 2

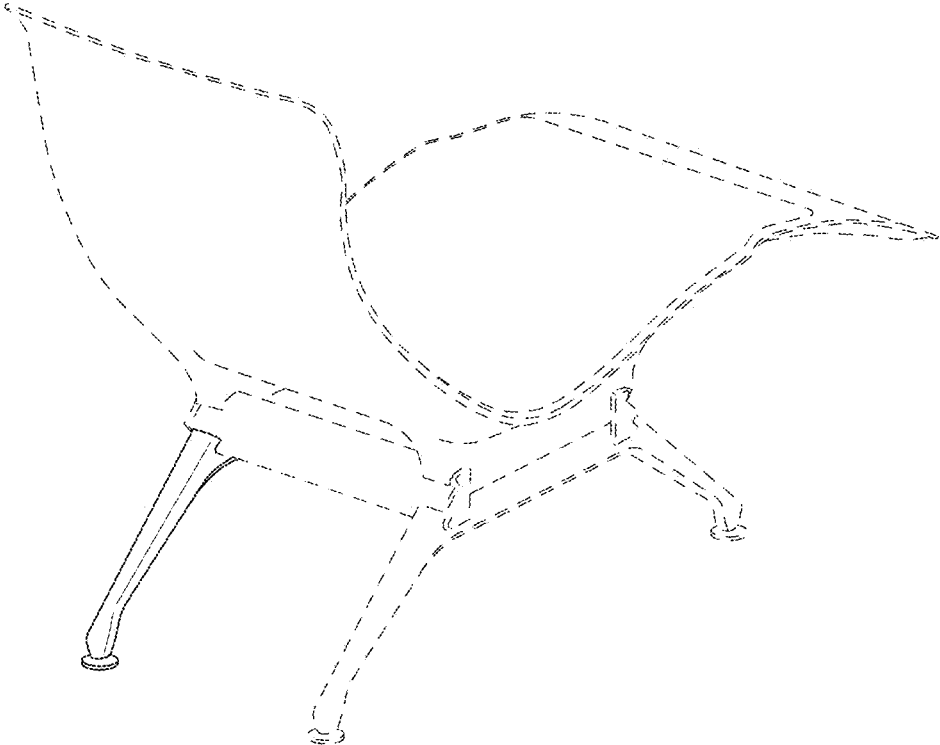


FIG. 3

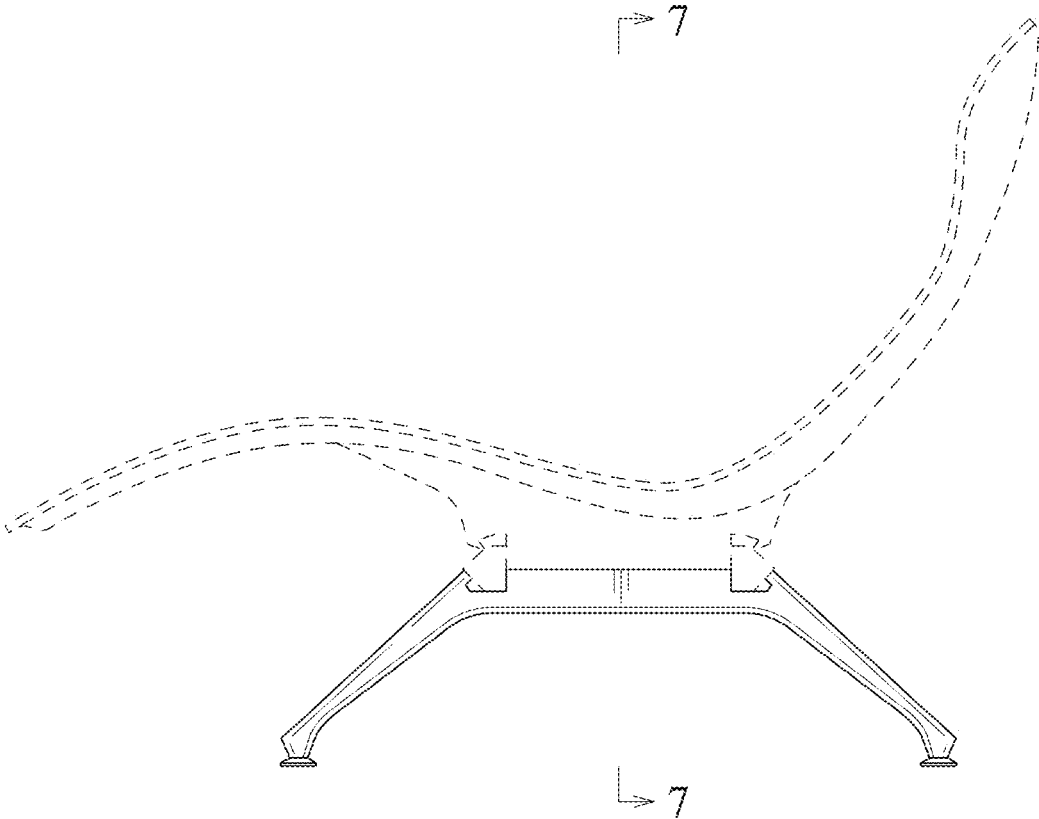


FIG. 4

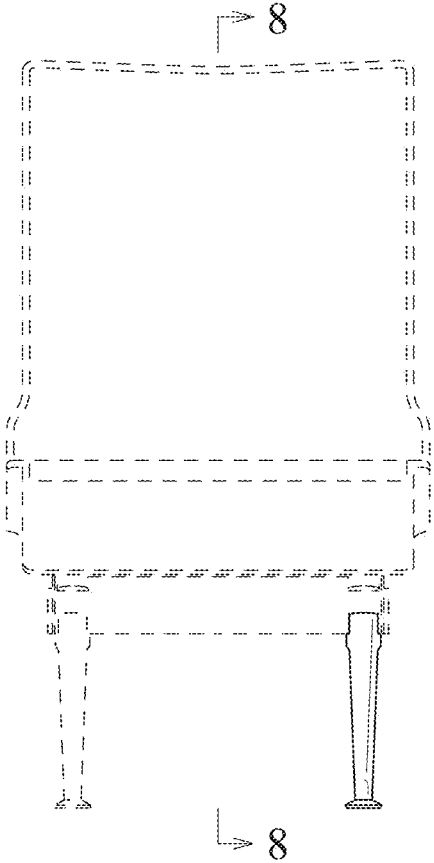


FIG. 5

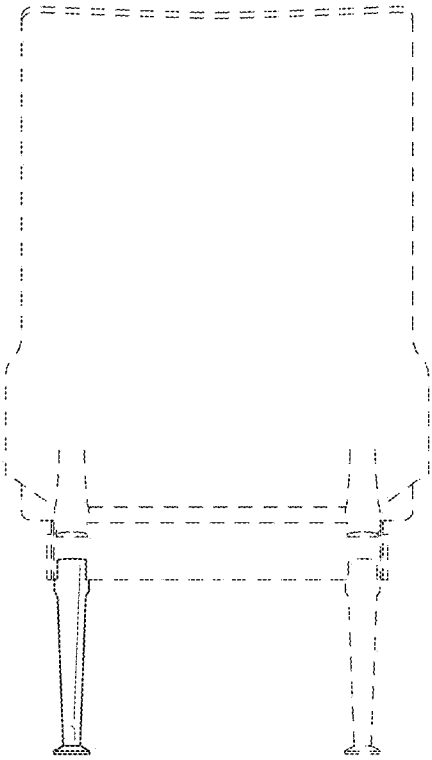


FIG. 6

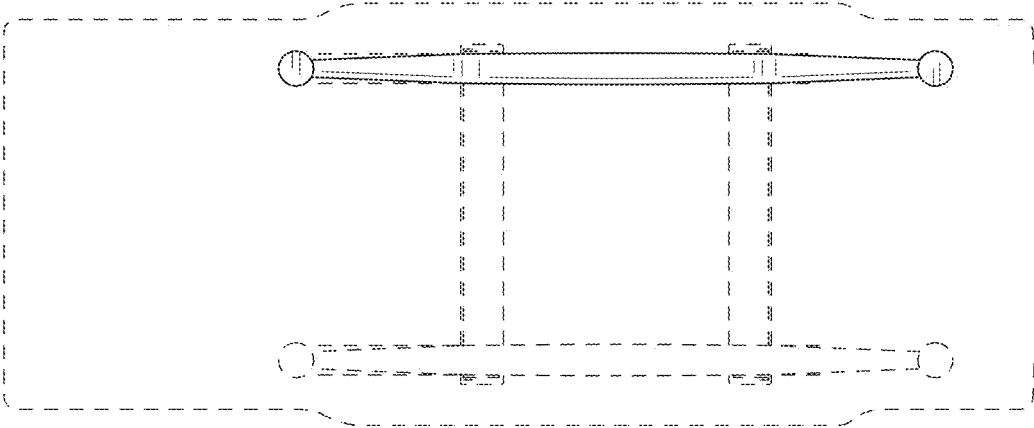


FIG. 7

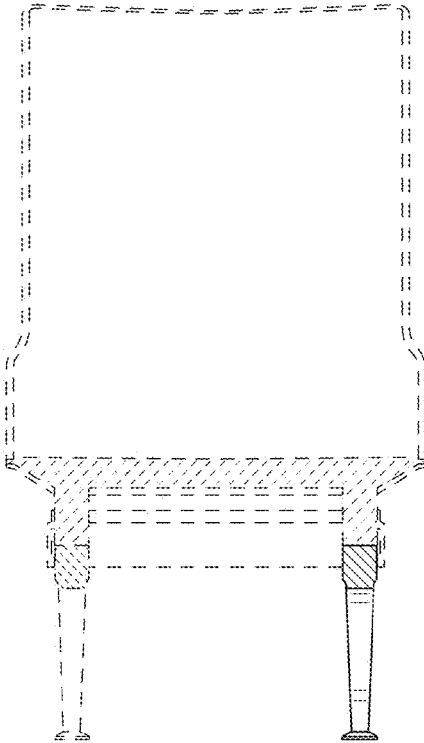


FIG. 8

