



US00D998485S

(12) **United States Design Patent**  
**Long**

(10) **Patent No.:** **US D998,485 S**

(45) **Date of Patent:** **\*\* Sep. 12, 2023**

(54) **PORTABLE ALARM**

(71) Applicant: **Lelifeng Technology (Huizhou) Co., Ltd.**, Huizhou (CN)

(72) Inventor: **Liangfeng Long**, Huizhou (CN)

(73) Assignee: **Lelifeng Technology (Huizhou) Co., Ltd.**, Huizhou (CN)

(\*\*) Term: **15 Years**

(21) Appl. No.: **29/873,289**

(22) Filed: **Mar. 29, 2023**

(30) **Foreign Application Priority Data**

Mar. 7, 2023 (CN) ..... 202330097386.2

(51) **LOC (14) Cl.** ..... **10-05**

(52) **U.S. Cl.**  
USPC ..... **D10/104.1**

(58) **Field of Classification Search**  
USPC ..... D10/104.1, 104.2, 106.1, 106.9  
CPC ..... G08B 25/016; G08B 15/004  
See application file for complete search history.

(56) **References Cited**

**U.S. PATENT DOCUMENTS**

D311,349	S	*	10/1990	Walsh	.....	D10/106.1
D337,960	S	*	8/1993	Yuen	.....	D10/106.1
D343,367	S	*	1/1994	Yuen	.....	D10/104.2
D362,816	S	*	10/1995	Yuen	.....	D10/106.1
D392,202	S	*	3/1998	Nitzberg	.....	D10/106.1
D394,408	S	*	5/1998	Davila	.....	D10/106.1
D395,836	S	*	7/1998	Morelli, Jr.	.....	D10/106.1
D427,099	S	*	6/2000	Hunter	.....	D10/104.2
D494,080	S	*	8/2004	Takeuchi	.....	D10/106.1
D716,169	S	*	10/2014	Sermon	.....	D10/106.1
D764,957	S	*	8/2016	Bhattacharya	.....	D10/104.1

D777,050	S	*	1/2017	Will	.....	D10/104.1
D874,960	S	*	2/2020	Miller	.....	D10/106.1
D954,580	S	*	6/2022	Fanshier	.....	D10/104.1
D971,041	S	*	11/2022	Fanshier	.....	D10/104.1
D976,731	S	*	1/2023	Cai	.....	
D989,010	S	*	6/2023	Ke	.....	D10/104.1

**OTHER PUBLICATIONS**

Kick Alarm, Personal Defense Device, available in Amazon.com, date first available Mar. 19, 2021 [online], [site visited Jun. 21, 2023], Available from the internet URL: <<https://www.amazon.com/Personal-Defense-Attaches-Security-Children/dp/B08ZHYY7FZ>>. (Year: 2021).\*

\* cited by examiner

*Primary Examiner* — George D. Kirschbaum  
*Assistant Examiner* — Lillian Windham  
(74) *Attorney, Agent, or Firm* — Nitin Kaushik

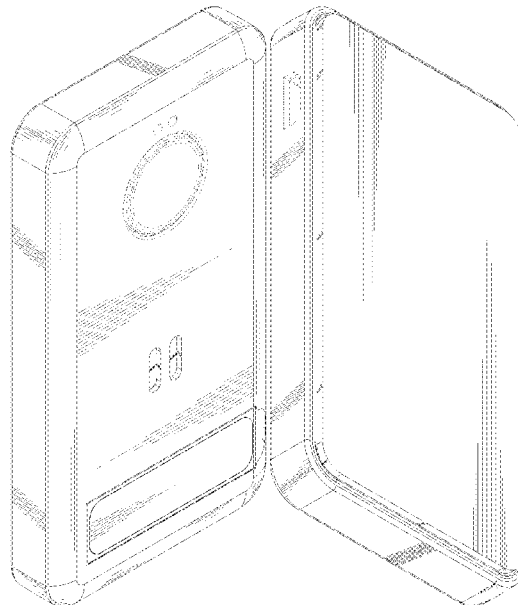
(57) **CLAIM**

The ornamental design for a portable alarm, as shown and described.

**DESCRIPTION**

FIG. 1 is a front, left side and top perspective view of a portable alarm, showing my new design;  
FIG. 2 is a front, right side and top perspective view thereof;  
FIG. 3 is a rear, right side and bottom perspective view thereof;  
FIG. 4 is a front view thereof;  
FIG. 5 is a rear view thereof;  
FIG. 6 is a left side view thereof;  
FIG. 7 is a right side view thereof;  
FIG. 8 is a top view thereof; and,  
FIG. 9 is a bottom view thereof.  
The broken lines in the drawings illustrate the portions of the portable alarm, which form no part of the claimed design.

**1 Claim, 9 Drawing Sheets**



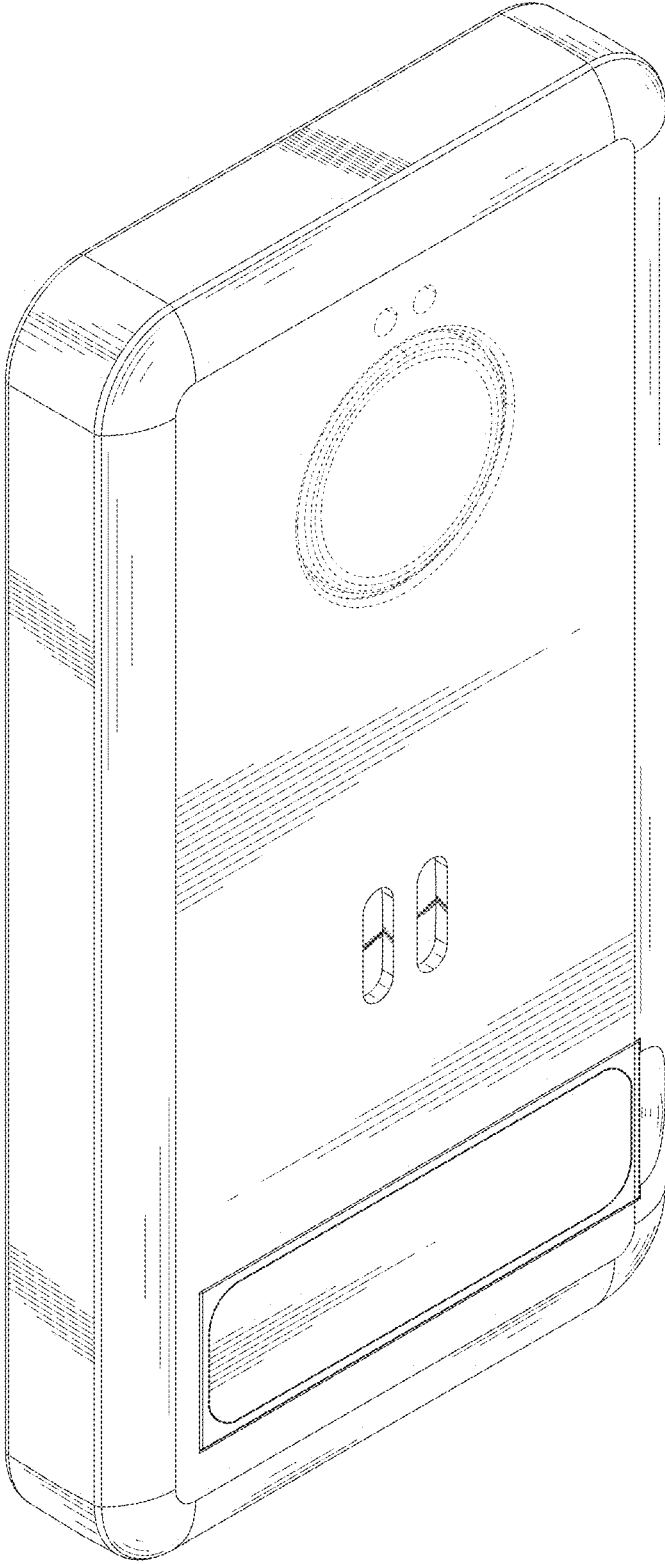


FIG. 1

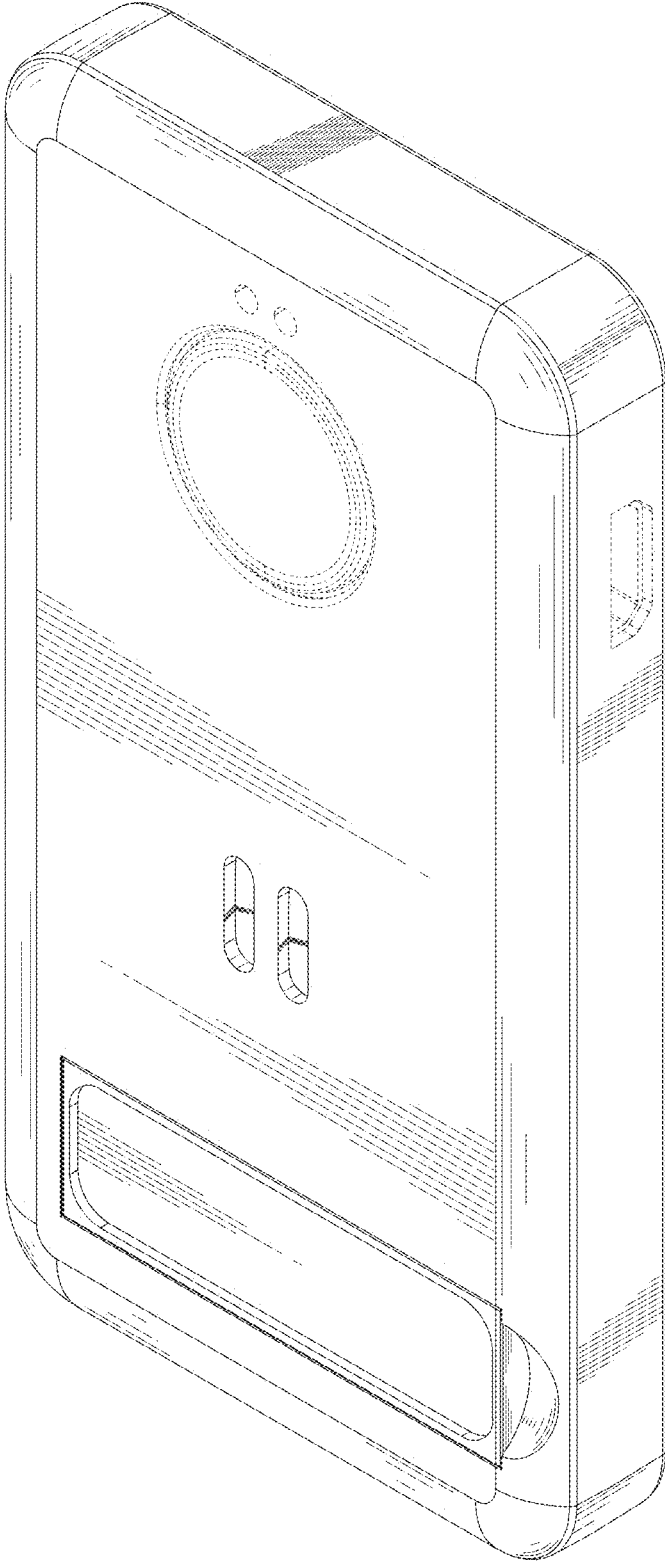


FIG. 2




FIG. 3

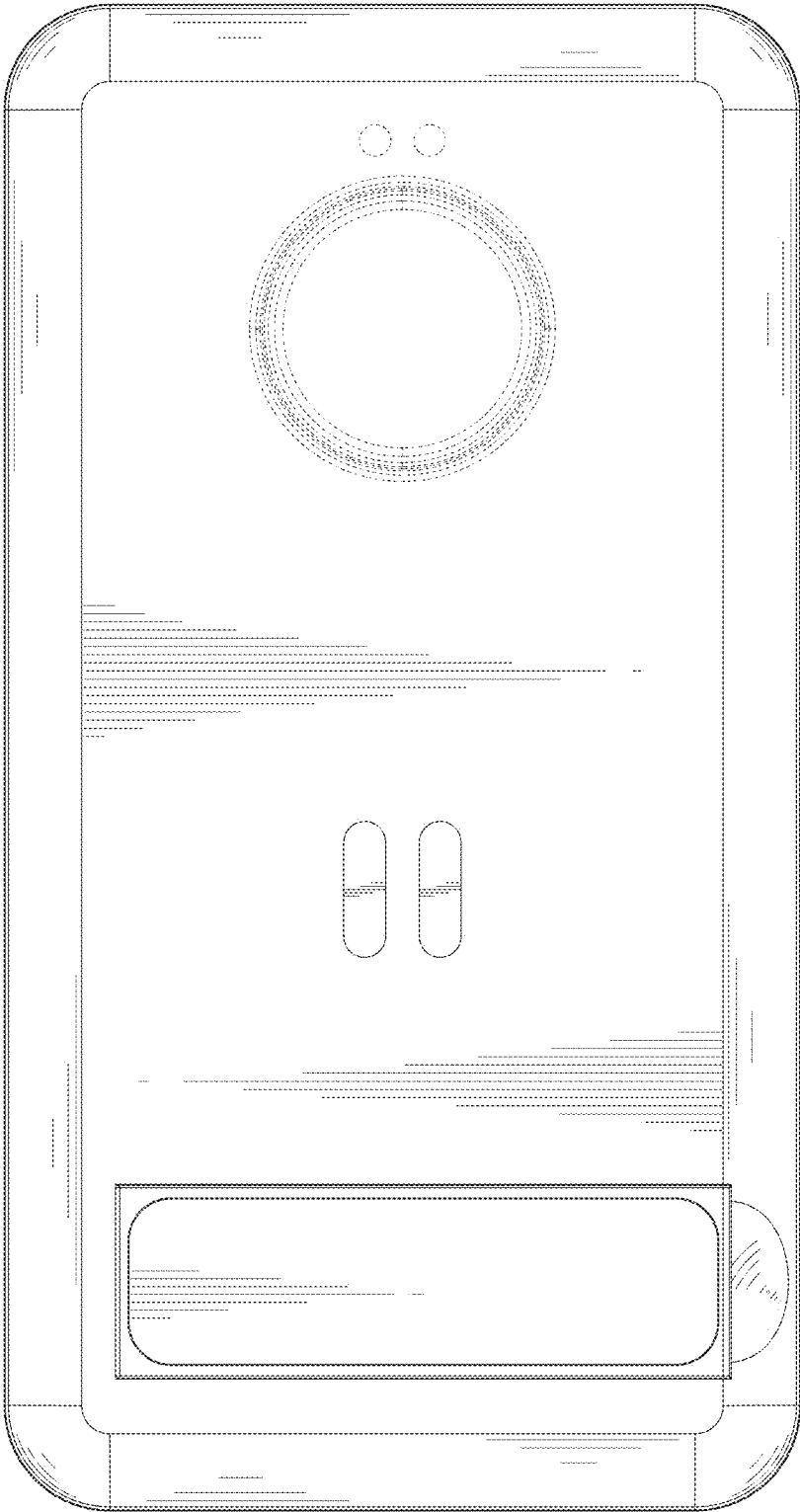


FIG. 4




FIG. 5

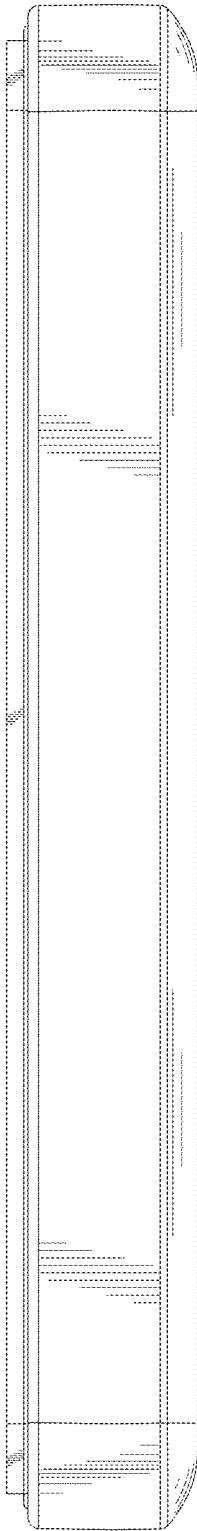


FIG. 6

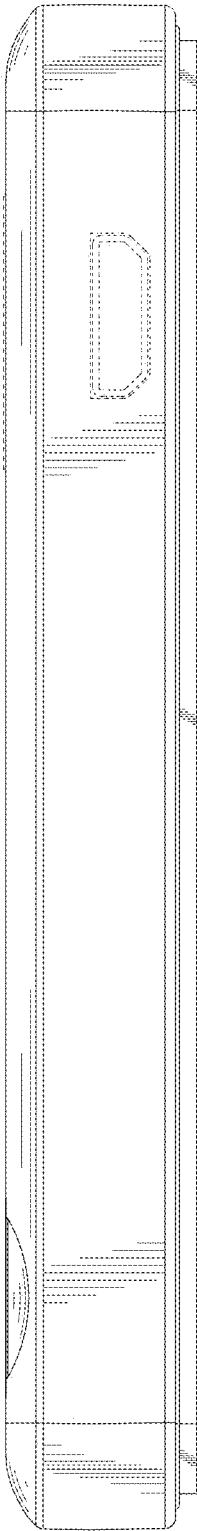


FIG. 7



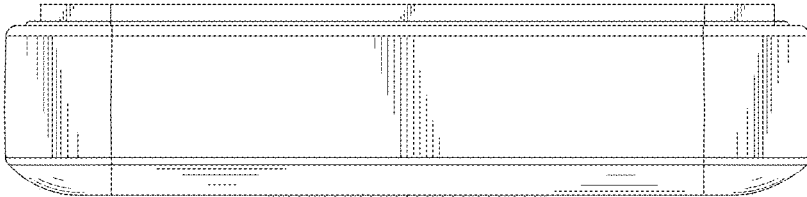


FIG. 8

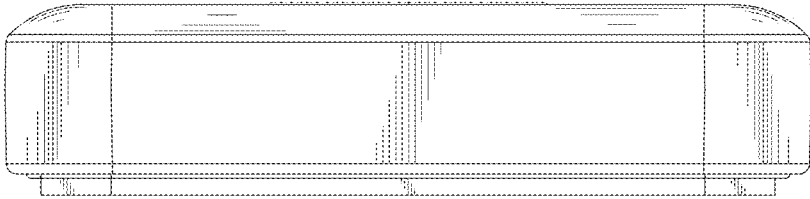


FIG. 9