



US00D878498S

(12) **United States Design Patent**  
**Mangum et al.**

(10) **Patent No.:** **US D878,498 S**  
(45) **Date of Patent:** **\*\* Mar. 17, 2020**

(54) **YOGA MAT**

(71) Applicants: **Scott Mangum**, Alpharetta, GA (US);  
**Urvil Brahmhatt**, Douglasville, GA (US)

(72) Inventors: **Scott Mangum**, Alpharetta, GA (US);  
**Urvil Brahmhatt**, Douglasville, GA (US)

(\*\*) Term: **15 Years**

(21) Appl. No.: **29/644,017**

(22) Filed: **Apr. 13, 2018**

(51) **LOC (12) Cl.** ..... **21-02**

(52) **U.S. Cl.**  
USPC ..... **D21/686; D6/582**

(58) **Field of Classification Search**  
USPC ..... D6/601, 691.4, 375, 334, 361, 349, 596,  
D6/588, 587, 585, 584, 583, 582, 367,  
D6/604, 597, 691.3, 691.8, 374;  
D21/686, 687, 662, 797, 688, 484, 671,  
D21/690, 792, 780, 698, 500, 501, 499;  
D24/190, 191, 192, 183, 186, 212, 214,  
D24/211, 200; 432/140; 482/141, 142,  
482/121, 122, 140, 23, 15, 127, 139, 35,  
482/130, 148, 106; D12/410, 203;  
D30/160, 158; D25/118, 113, 114;  
52/596, 677, 431, 603, 604, 605, 632,  
52/630; D9/432, 422, 576, 734; 5/731,  
5/709, 656, 655, 640, 637, 632, 630, 420,  
5/417  
CPC ... A63B 21/4037; A63B 6/00; A63B 2210/50;  
A63B 23/0211; A63B 21/00047; A63B  
2023/006; A47G 27/0237; A47G 27/0231;  
B32B 2471/04

See application file for complete search history.

(56) **References Cited**

U.S. PATENT DOCUMENTS

348,782 A *	9/1886	Sawyer	.....	E04F 15/10 52/177
3,575,764 A *	4/1971	McFarren	.....	B32B 27/00 156/306.6
D225,242 S *	11/1972	Pruitt	.....	D21/792
D252,048 S *	6/1979	Richards	.....	D21/792
D267,028 S *	11/1982	Spisak	.....	D21/686
D291,586 S *	8/1987	Bourret	.....	D21/686
D292,054 S *	9/1987	Lussier	.....	D6/583
D301,405 S *	6/1989	Kawaguchi	.....	D5/53
5,186,703 A *	2/1993	Huang	.....	A61H 7/001 482/148
D375,013 S *	10/1996	Wong	.....	D6/583
D381,231 S *	7/1997	Kuan	.....	D6/582
D393,499 S *	4/1998	Brown	.....	D21/662
D416,426 S *	11/1999	Denney	.....	D6/596
D417,355 S *	12/1999	Denney	.....	5/736

(Continued)

*Primary Examiner* — Ryan Harvey

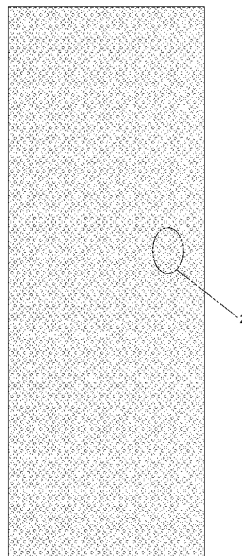
(57) **CLAIM**

The ornamental design for a yoga mat, as shown and described.

**DESCRIPTION**

FIG. 1 is a top plan view of a yoga mat showing our new design;  
FIG. 2 is an enlarged detail view taken from area 2 in FIG. 1;  
FIG. 3 is a bottom plan view thereof;  
FIG. 4 is an enlarged detail view thereof, taken from area 4 in FIG. 3;  
FIG. 5 is a front view thereof, the rear end view being a mirror image thereof; and,  
FIG. 6 is a right side view thereof, the left side view being a mirror image thereof.  
The dash double dot broken lines represent the boundaries that define the detail views of the areas 2 and 4 in FIG. 1 and FIG. 3 shown illustrated in FIG.2 and FIG. 4 respectively, and form no part of the claimed design.

**1 Claim, 3 Drawing Sheets**










FIG. 1

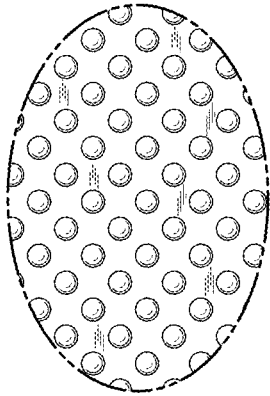
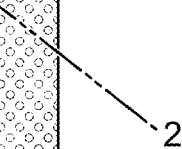


FIG. 2




FIG. 3

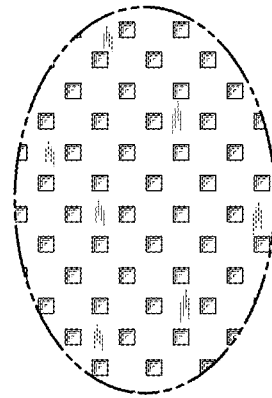


FIG. 4



FIG. 5



FIG. 6