



US00D764375S

(12) **United States Design Patent**
Chung

(10) **Patent No.:** **US D764,375 S**

(45) **Date of Patent:** **** Aug. 23, 2016**

- (54) **AUTOMOTIVE WHEEL**
- (71) Applicant: **Suny Chung**, Anaheim, CA (US)
- (72) Inventor: **Suny Chung**, Anaheim, CA (US)
- (**) Term: **15 Years**
- (21) Appl. No.: **29/536,701**
- (22) Filed: **Aug. 19, 2015**
- (51) **LOC (10) Cl.** **12-16**
- (52) **U.S. Cl.**
USPC **D12/211**
- (58) **Field of Classification Search**
USPC D12/204-213
CPC B60B 7/00; B60B 7/02; B60B 7/04;
B60B 7/01; B60B 7/06; B60B 3/02; B60B
3/04; B60B 3/06; B60B 3/10; B60B 1/00;
B60B 1/08; B60B 1/10; B60B 1/12
See application file for complete search history.

(56) **References Cited**

U.S. PATENT DOCUMENTS

D579,845 S	*	11/2008	Chung	D12/209
D582,829 S	*	12/2008	Musser	D12/211
D625,242 S	*	10/2010	Zhao	D12/211
D633,028 S	*	2/2011	Kim	D12/211
D639,222 S	*	6/2011	Johnson	D12/209
D649,101 S	*	11/2011	Hale, Jr.	D12/209
D659,067 S	*	5/2012	Lee	D12/209
D675,971 S	*	2/2013	Lee	D12/209
D681,534 S	*	5/2013	Zhao	D12/211
D691,543 S	*	10/2013	Gordon	D12/209
D695,193 S	*	12/2013	Kong	D12/211

D699,173 S	*	2/2014	Zhao	D12/211
D702,172 S	*	4/2014	Chung	D12/211
D704,118 S	*	5/2014	Chung	D12/209
D704,124 S	*	5/2014	Hale, Jr.	D12/211
D712,334 S	*	9/2014	Hale, Jr.	D12/211
D715,722 S	*	10/2014	Johnson	D12/211
D715,724 S	*	10/2014	Chung	D12/211
D717,224 S	*	11/2014	Kim	D12/211
D719,893 S	*	12/2014	Kim	D12/211
D722,937 S	*	2/2015	Johnson	D12/209
D726,630 S	*	4/2015	Kong	D12/211
D746,753 S	*	1/2016	Johnson	D12/209
D753,048 S	*	4/2016	Chan	D12/211

* cited by examiner

Primary Examiner — Stacia Cadmus

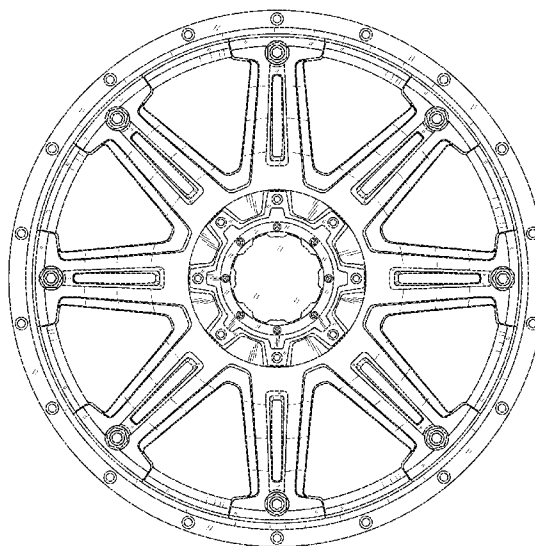
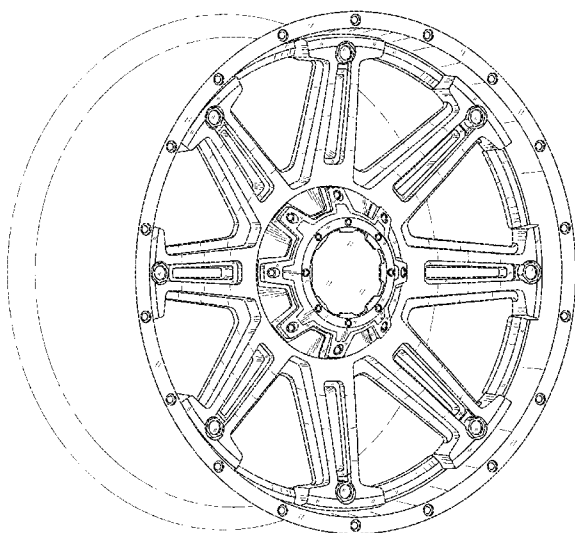
(57) **CLAIM**

The ornamental design for an automotive wheel, as shown and described.

DESCRIPTION

FIG. 1 is a perspective view of an automotive wheel, showing my new design; and
 FIG. 2 is a front view thereof
 FIG. 3 is a perspective view of a second embodiment of an automotive wheel; and
 FIG. 4 is a front view of FIG. 3
 FIG. 5 is a perspective view of a third embodiment of an automotive wheel; and,
 FIG. 6 is a front view of FIG. 5.
 The broken line showing of the rear portion of the wheel is included for the purpose of illustrating environment and forms no part of the claimed design.

1 Claim, 6 Drawing Sheets



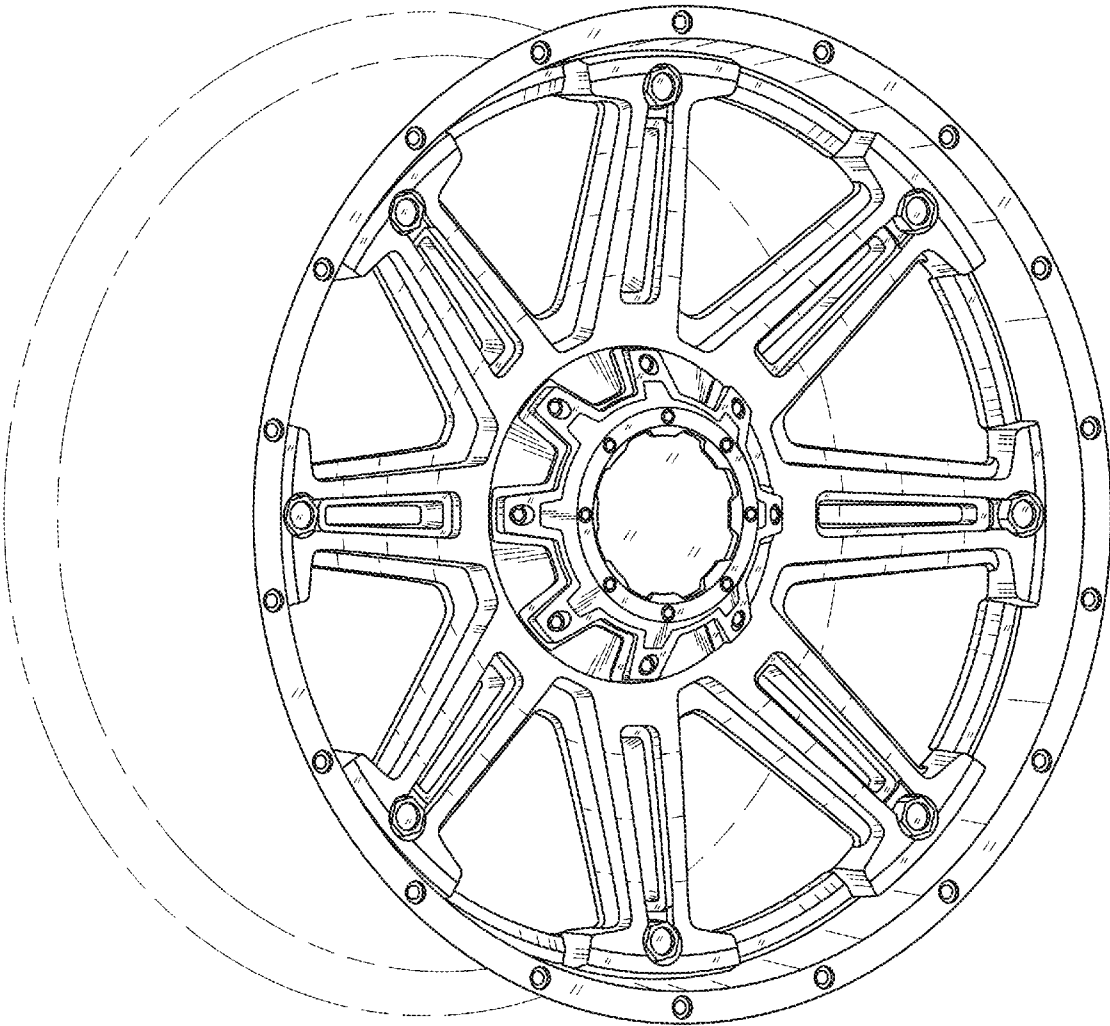


FIGURE 1




FIGURE 2

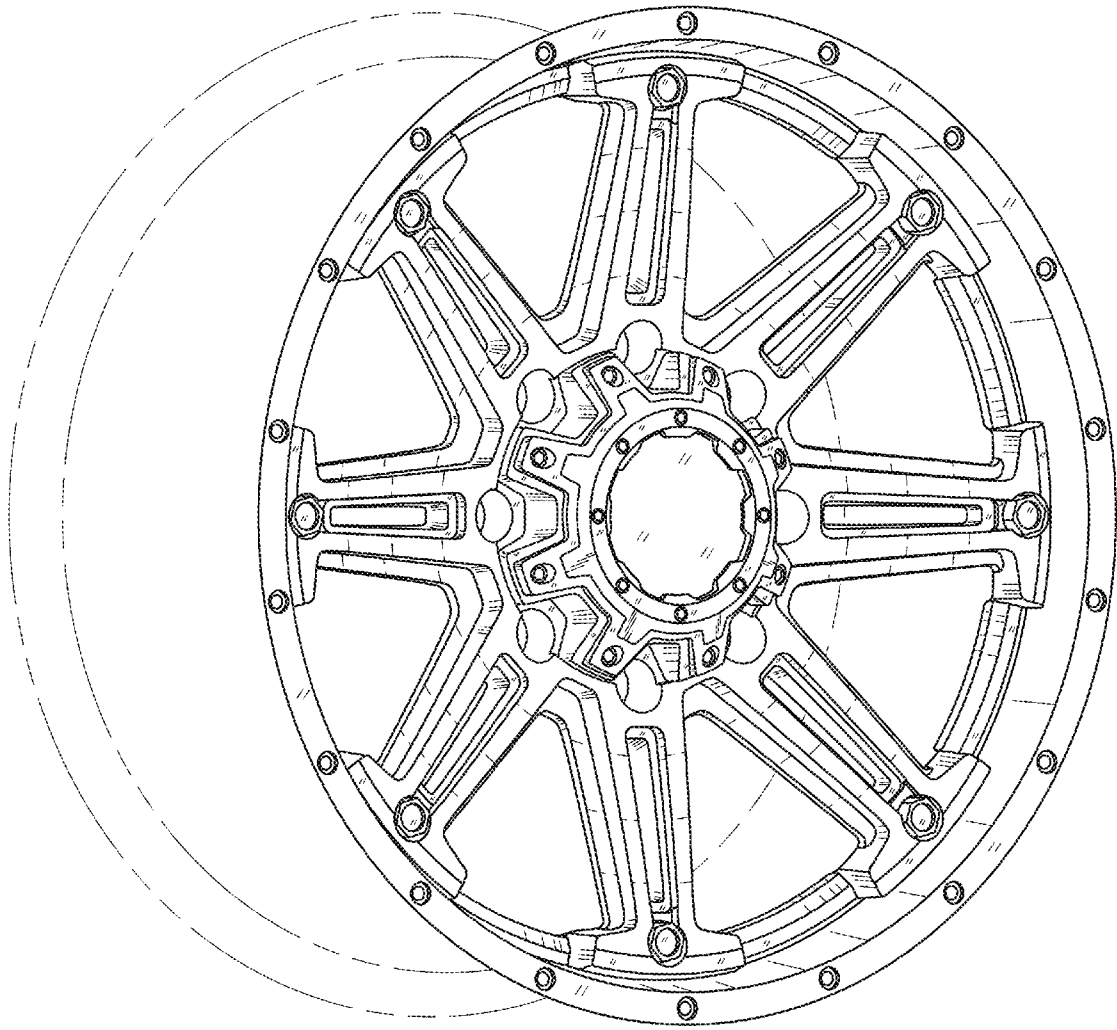


FIGURE 3

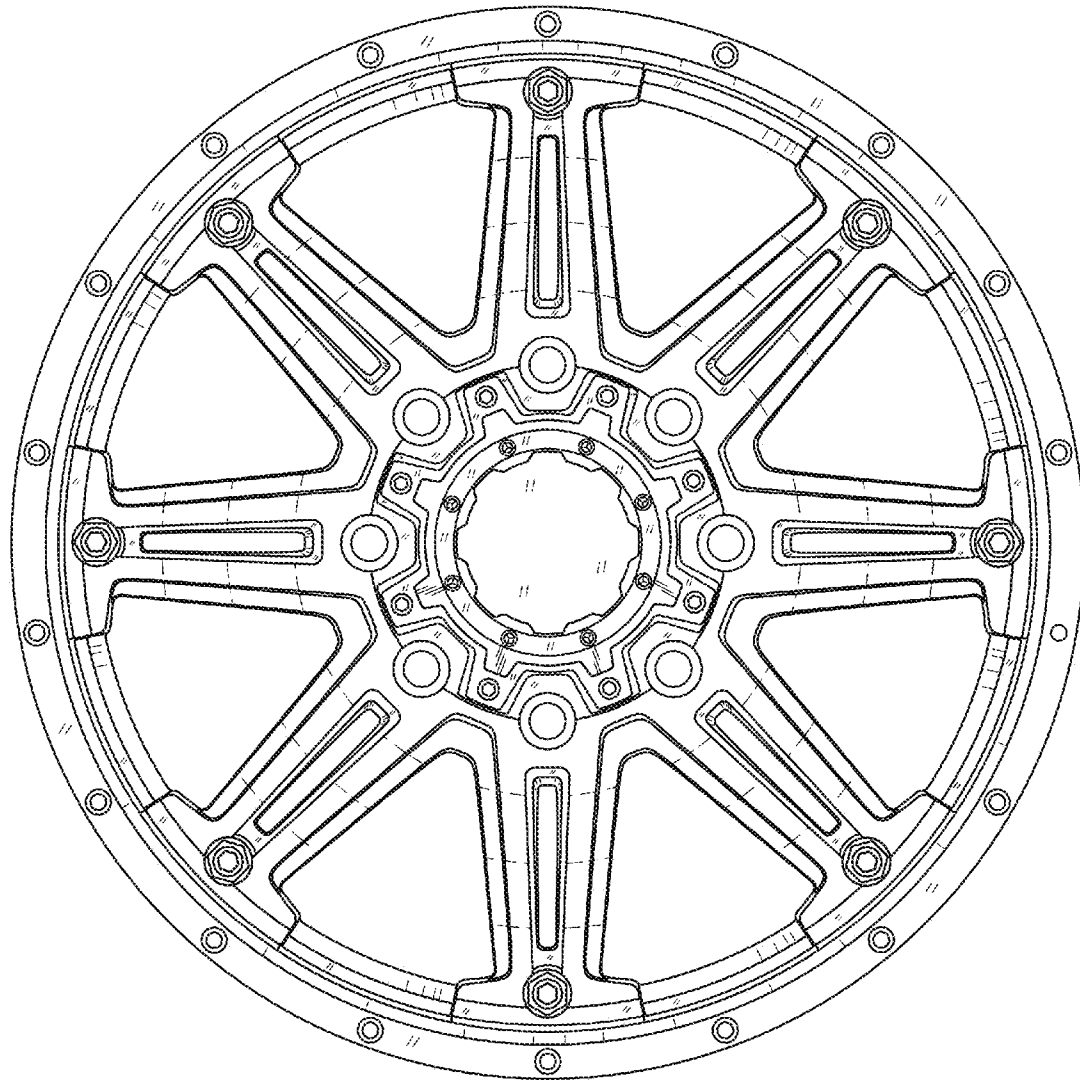


FIGURE 4

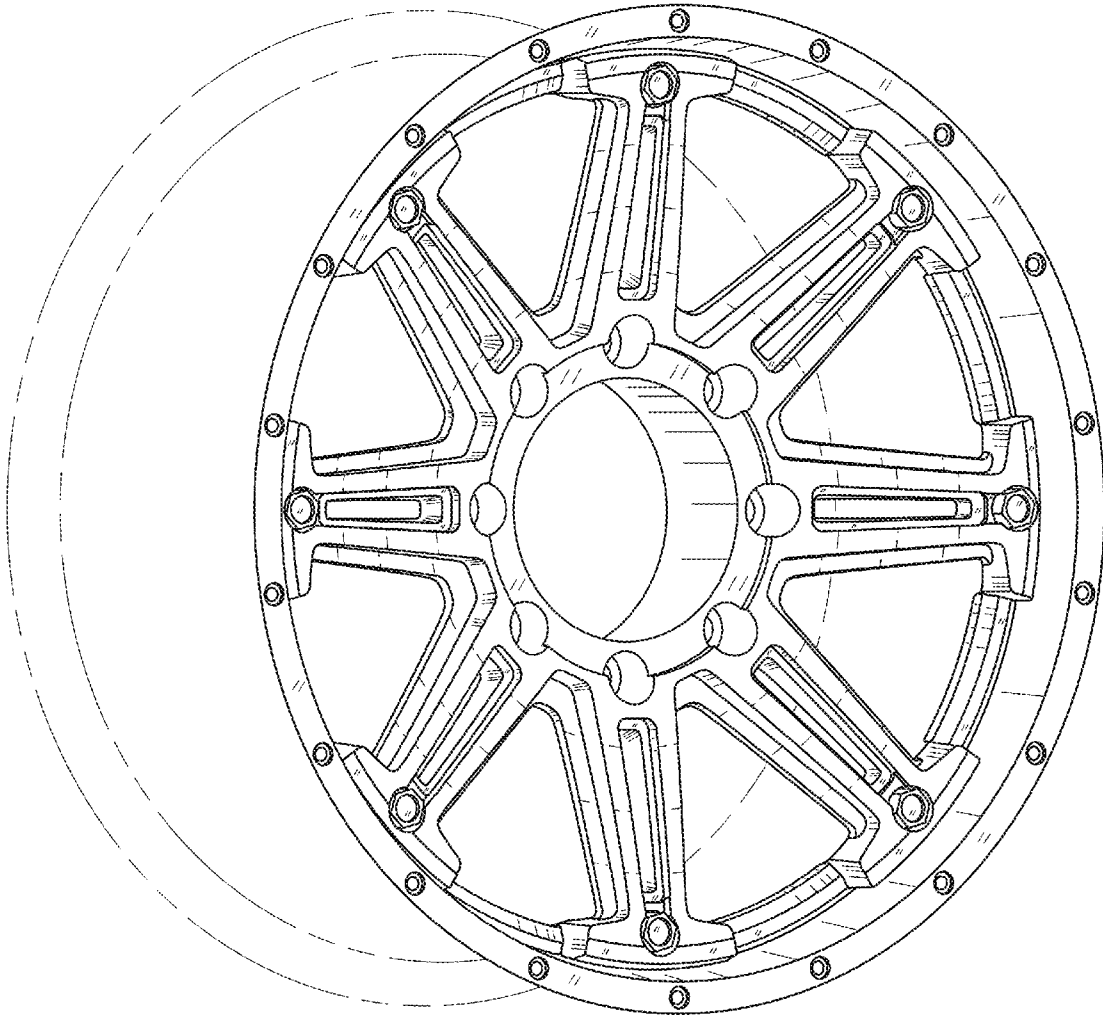


FIGURE 5

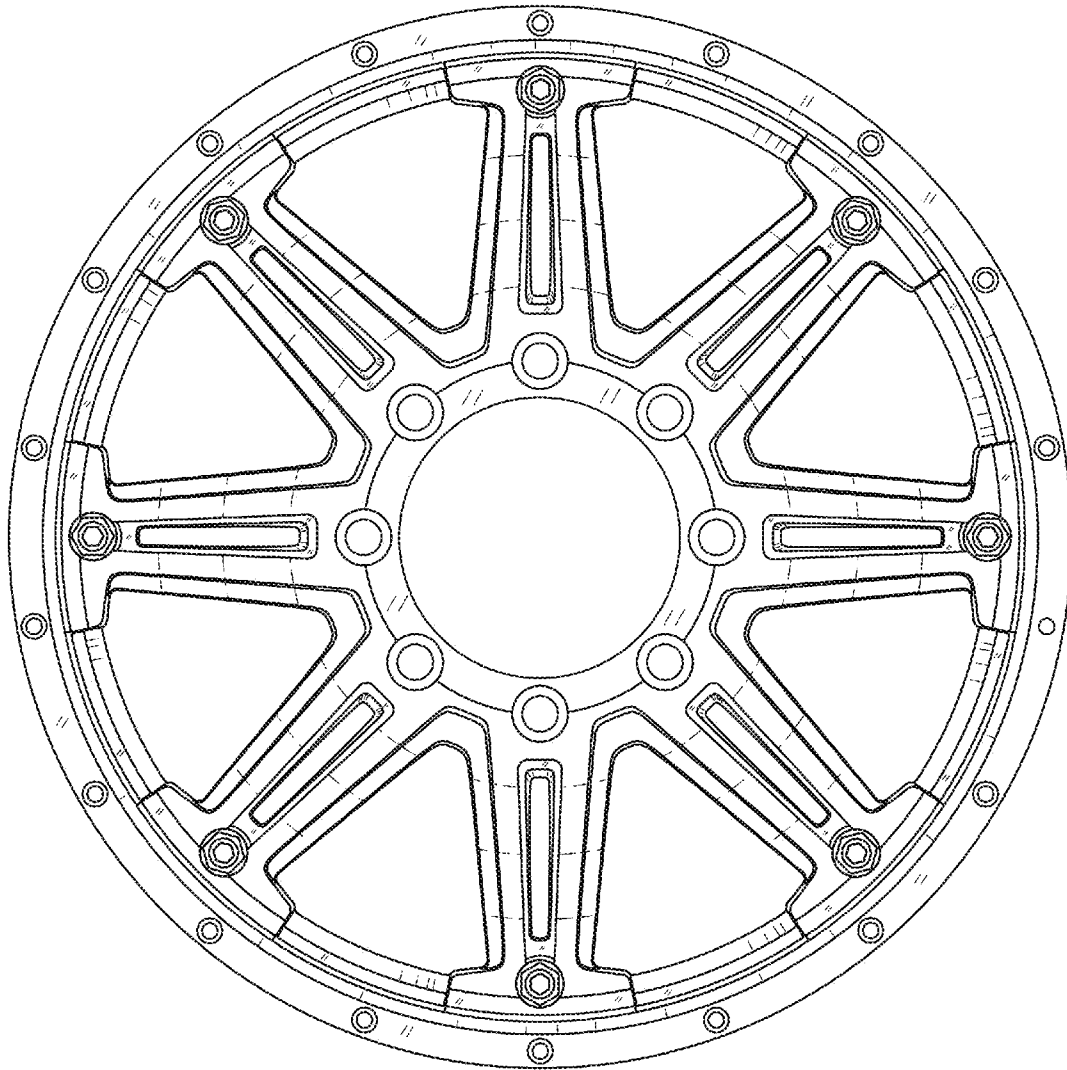


FIGURE 6