



US00D556293S

(12) **United States Design Patent**
Daley et al.

(10) **Patent No.:** **US D556,293 S**

(45) **Date of Patent:** **** Nov. 27, 2007**

(54) **SEWAGE TANK**

(75) Inventors: **Paul J. Daley**, Waterford, NY (US);
Clark Henry, Scotia, NY (US);
Graeme Hisgrove, Victoria (AU);
Adrian Massey, Victoria (AU)

(73) Assignee: **Environment One Corporation**,
Niskayuna, NY (US)

(**) Term: **14 Years**

(21) Appl. No.: **29/249,183**

(22) Filed: **Sep. 26, 2006**

Related U.S. Application Data

(63) Continuation of application No. 11/337,363, filed on Jan. 23, 2006, which is a continuation-in-part of application No. PCT/US2005/027280, filed on Aug. 1, 2005.

(51) **LOC (8) Cl.** **23-01**

(52) **U.S. Cl.** **D23/203**

(58) **Field of Classification Search** D23/202-3;
220/561, 565, 4.12, 587; 210/532.2, 170.08
See application file for complete search history.

(56) **References Cited**

U.S. PATENT DOCUMENTS

D154,966 S	8/1949	Walsh	D23/205
3,451,553 A *	6/1969	Cloyd	210/170.08
4,909,393 A *	3/1990	Palisin, Jr.	206/519
4,961,670 A *	10/1990	McKenzie et al.	405/53
D357,530 S	4/1995	Grenier et al.	D23/203
5,439,180 A	8/1995	Baughman et al.	241/36
5,494,183 A	2/1996	Sharp	202/62.19
5,562,254 A	10/1996	Sleasman et al.	241/46.01
5,597,948 A	1/1997	Sharp	73/49.2
5,752,315 A	5/1998	Sleasman et al.	29/888
D397,763 S	9/1998	Sabo	D23/203

5,806,702 A	9/1998	Sabo	220/4.12
5,816,510 A	10/1998	Earle, III et al.	241/46.01
6,059,208 A	5/2000	Struthers	241/46.01
6,280,614 B1 *	8/2001	Berg et al.	210/170.08
6,305,410 B1	10/2001	Cook et al.	137/363
D492,000 S	6/2004	Festa et al.	D23/203
6,763,950 B2	7/2004	Graves	210/513
D529,573 S	10/2006	Daley et al.	D23/202
2005/0178721 A1	8/2005	Lombardi, II	210/532.2

FOREIGN PATENT DOCUMENTS

DE	199 61 414	7/2001
FR	2 790 495	9/2000

OTHER PUBLICATIONS

Daley et al., pending U.S. Appl. No. 11/337,363, filed Jan. 23, 2006 entitled "Sewage Tanks and Grinder Pump Systems".

Daley, et al. pending U.S. Appl. No. 29/243,106, filed Nov. 18, 2005, entitled "Sewage Tank".

(Continued)

Primary Examiner—Robin Webster

(74) *Attorney, Agent, or Firm*—Heslin Rothenberg Farley & Mesiti P.C.

(57) **CLAIM**

The ornamental design for a sewage tank, as shown and described.

DESCRIPTION

FIG. 1 is a perspective view of a sewage tank in accordance with the new design;

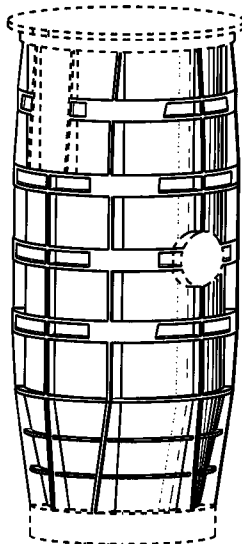
FIG. 2 is a front elevational view thereof; a rear elevational view being a mirror image thereof;

FIG. 3 is a right side elevational view thereof; and,

FIG. 4 is a left side elevational view thereof.

The broken lines in the drawings are for illustrative purposes only and form no part of the claimed design.

1 Claim, 4 Drawing Sheets



OTHER PUBLICATIONS

Daley, et al., pending U.S. Appl. No. 29/249,115, filed Sep. 21, 2006, entitled "Sewage Tank Flange".

E/One Sewers™ GP2012 Brochure 10 pp., Jan. 2002.

E/One Sewers™ GP2014 Brochure 8 pp., Mar. 2003.

ZABEL® Environmental Technology. Catalog 2003. "ZABEL in a Can". pp. 56-57.

ZABEL® Environmental Technology. Catalog 2003. "Advance Treatment Accessories (Recirculation Devices) ATS-GRD-100/80/20". p. 73.

ZABEL® Environmental Technology. Catalog 2003. "Step Systems Zeus Step Packages ZS-300". p. 85.

ZABEL® Environmental Technology. Catalog 2003. Step Systems Pressure Distribution (Distribution Valve Assembly) PDS-DV-6-6-6-AP. p. 121.

ZABEL® Environmental Technology. Catalog 2003. "Tankage System Polyethylene Basins (20" Diameter Basin)". p. 142.

ZABEL® Environmental Technology. Catalog 2003. "Effluent Filters Filter Packages A1800-4x22-VT-B35-FP." p. 172.

* cited by examiner

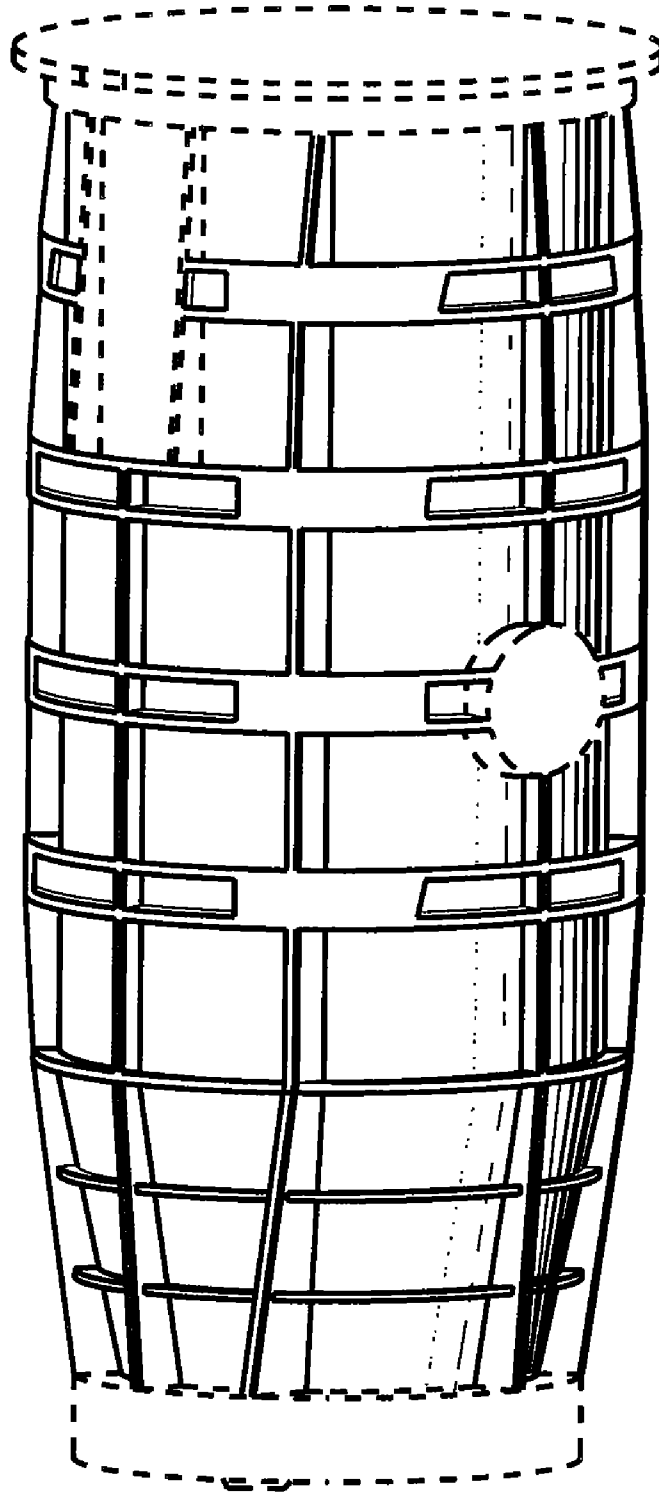


fig. 1

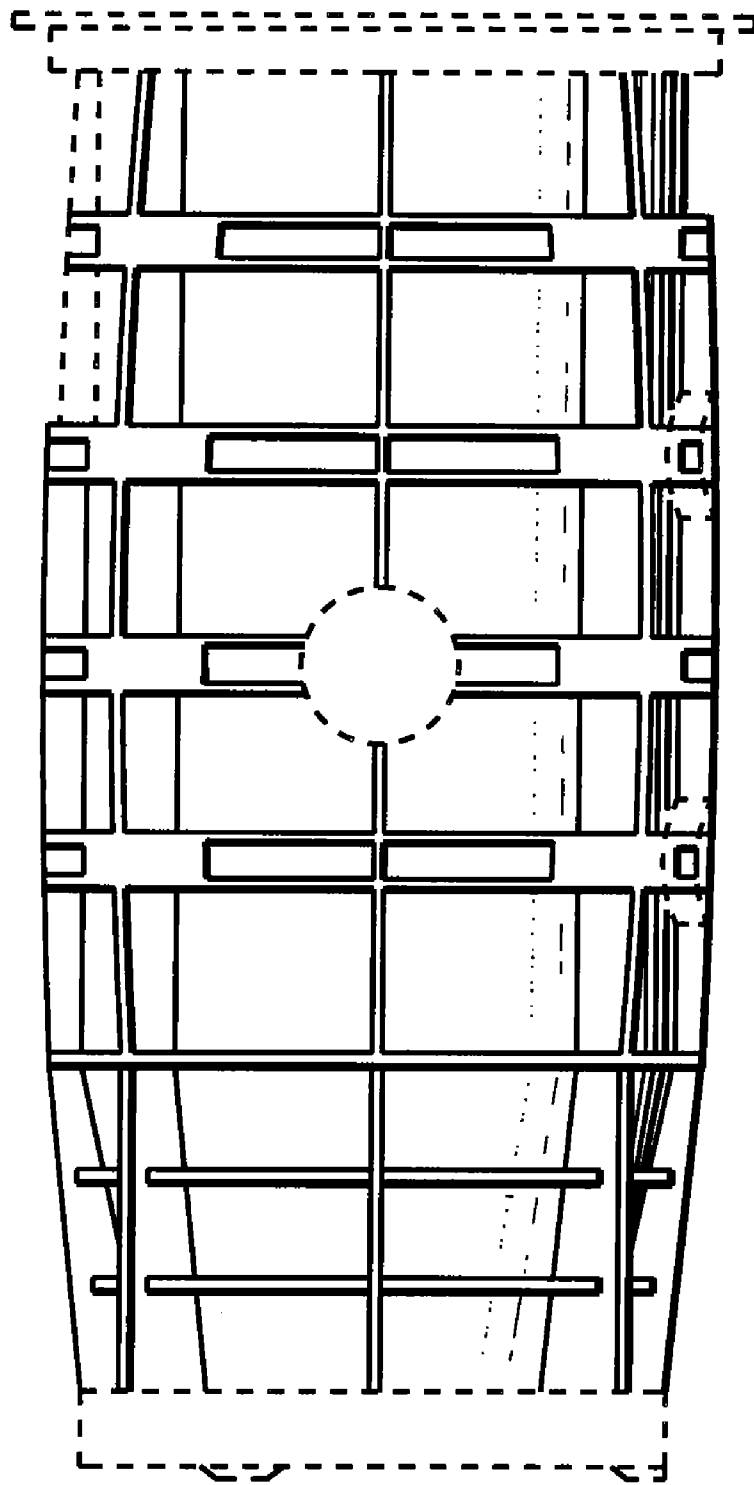


fig. 2

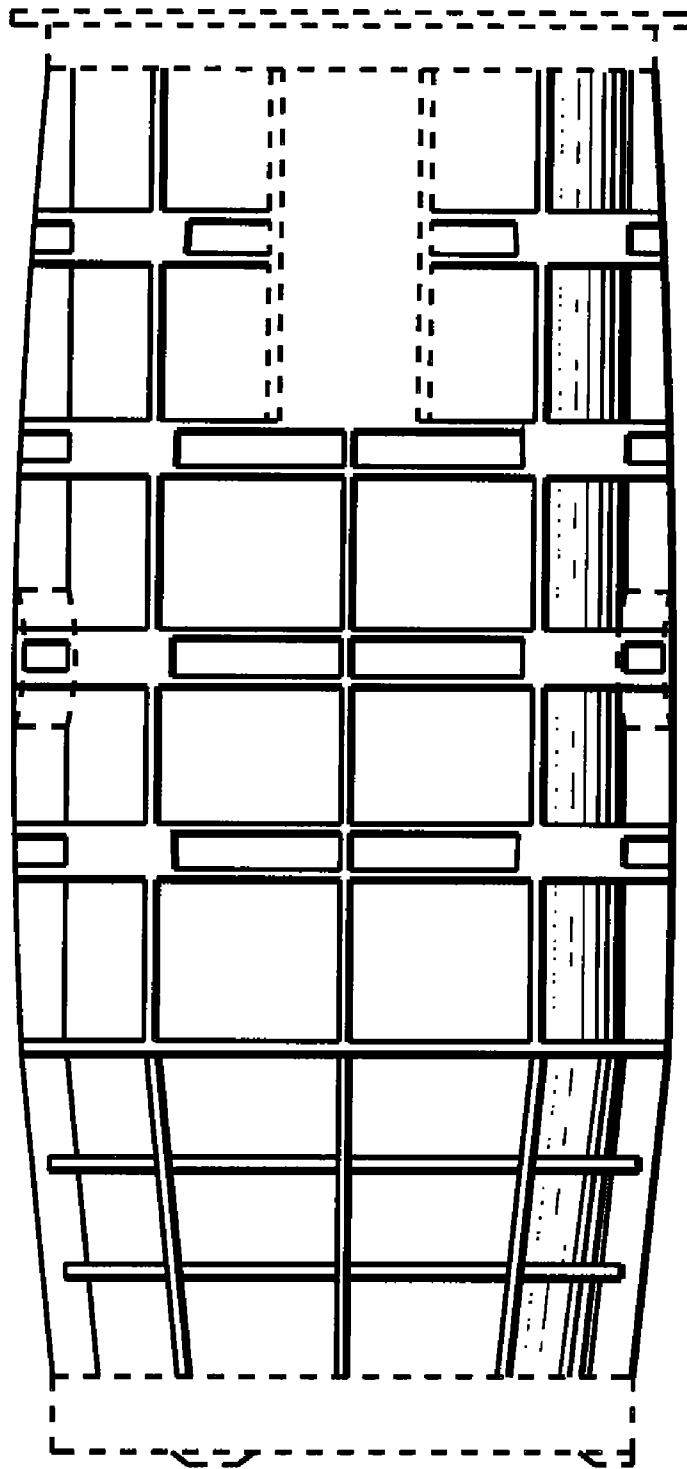


fig. 3

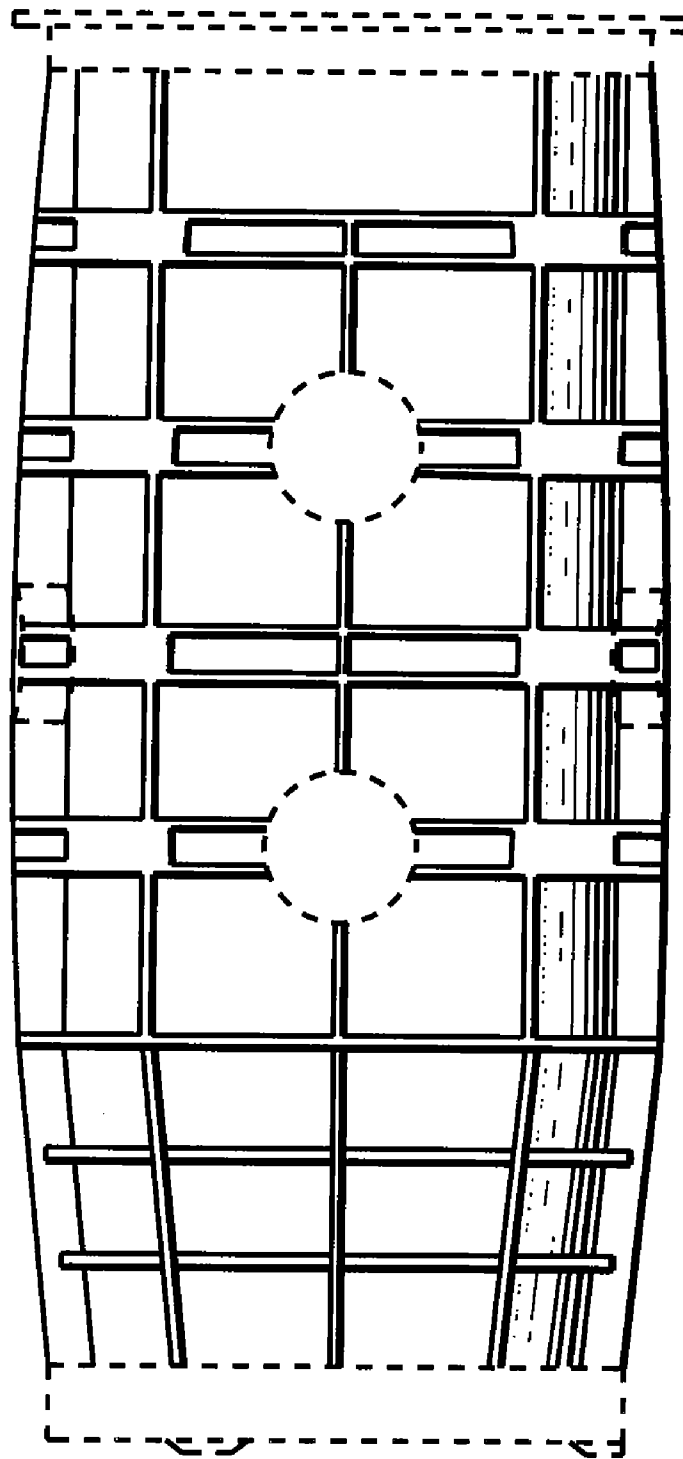


fig. 4