



US00D347573S

**United States Patent** [19]  
**Bishop**

[11] **Patent Number: Des. 347,573**  
[45] **Date of Patent: \*\* Jun. 7, 1994**

- [54] **CONTAINER**
- [75] **Inventor: Charles W. F. Bishop, Kamloops, Canada**
- [73] **Assignee: Western Industrial Clay Products Ltd., Kamloops, Canada**
- [\*\*] **Term: 14 Years**
- [21] **Appl. No.: 884,339**
- [22] **Filed: May 18, 1992**
- [30] **Foreign Application Priority Data**  
Nov. 19, 1991 [CA] Canada ..... 19-11-91-8
- [52] **U.S. Cl. .... D9/318; D99/40**
- [58] **Field of Search ..... D9/307, 310, 316, 318; D7/516; 206/457; D11/158; D99/37-40**
- [56] **References Cited**

**U.S. PATENT DOCUMENTS**

- D. 92,509 6/1934 Allers ..... D9/318
- D. 141,260 5/1945 Garee ..... D99/40
- D. 152,431 1/1949 Payne ..... D9/318
- D. 166,995 6/1952 Rachins ..... D9/318
- D. 170,459 9/1953 Hamman ..... D9/318

- D. 199,546 11/1964 Plummer ..... D9/317
- D. 238,906 2/1976 Cone, II ..... D9/317 X

**FOREIGN PATENT DOCUMENTS**

- 28995 1/1967 Canada .
- 58940 6/1987 Canada .

**OTHER PUBLICATIONS**


Clay Art; Jun. 1986; p. 111; Cat Banks on top of page.  
*Primary Examiner*—Bernard Ansher  
*Assistant Examiner*—Mitchell Siegel  
*Attorney, Agent, or Firm*—Beveridge, DeGrandi, Weilacher & Young

[57] **CLAIM**

The ornamental design for a container, shown.

**DESCRIPTION**

FIG. 1 is a front view of a container showing my new design;  
 FIG. 2 is a rear view thereof;  
 FIG. 3 is a left side view thereof;  
 FIG. 4 is a right side view thereof;  
 FIG. 5 is a top view thereof; and,  
 FIG. 6 is a bottom view thereof.






FIG. 1

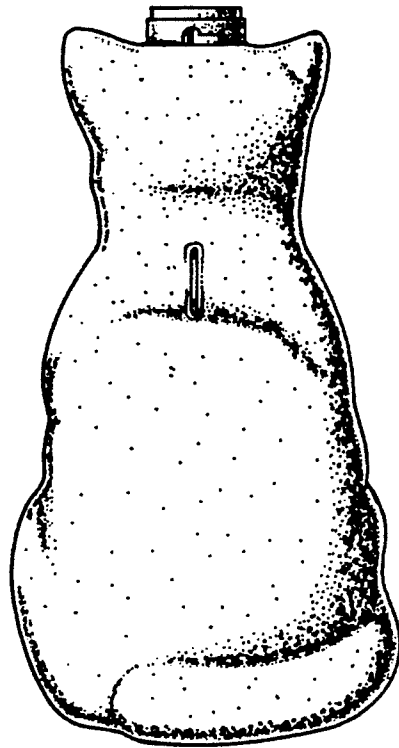


FIG. 2

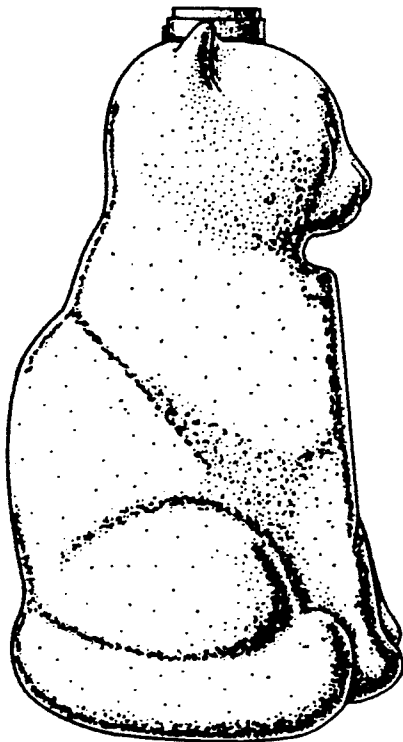


FIG. 3

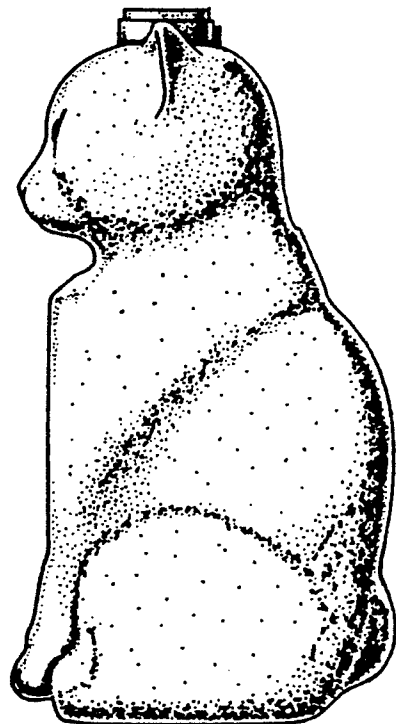


FIG. 4

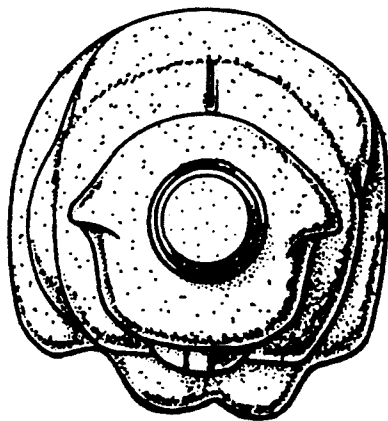


FIG. 5

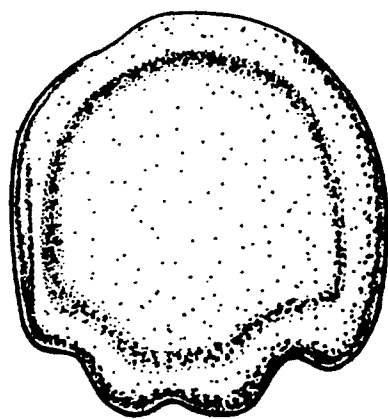


FIG. 6