



US00D431459S

United States Patent [19]

[11] Patent Number: Des. 431,459

Lee

[45] Date of Patent: ** Oct. 3, 2000

[54] BUBBLE PACKAGE

Attorney, Agent, or Firm—Lariviere, Grubman & Payne, LLP

[75] Inventor: Kendrew Lee, San Jose, Calif.

[57] CLAIM

[73] Assignee: Monster Cable, Inc., Sunnyvale, Calif.

The ornamental design for a bubble package, as shown and described.

[**] Term: 14 Years

[21] Appl. No.: 29/097,848

[22] Filed: Dec. 15, 1998

[51] LOC (7) Cl. 09-03

[52] U.S. Cl. D9/415

[58] Field of Search D9/415, 418, 341, D9/337, 414, 456; 206/461-471, 806, 495, 769-773, 215, 579, 457; 229/162

DESCRIPTION

FIG. 1 is a front elevational view of a bubble package showing my new design; FIG. 2 is a rear elevational view thereof; FIG. 3 is a left side elevational view thereof; FIG. 4 is a right side elevational view thereof; FIG. 5 is a bottom plan view thereof; FIG. 6 is a top plan view thereof; FIG. 7 is a front elevational view of a second embodiment of the bubble package; FIG. 8 is a rear elevational view of FIG. 7; FIG. 9 is a left side elevational view of FIG. 7; FIG. 10 is a right side elevational view of FIG. 7; FIG. 11 is a bottom plan view of FIG. 7; FIG. 12 is a top plan view of FIG. 7; FIG. 13 is a front elevational view of a third embodiment of the bubble package; FIG. 14 is a rear elevational view of FIG. 13; FIG. 15 is a left side elevational view of FIG. 13; FIG. 16 is a right side elevational view of FIG. 13; FIG. 17 is a bottom plan view of FIG. 13; and, FIG. 18 is a top plan view of FIG. 13.

[56] References Cited

U.S. PATENT DOCUMENTS

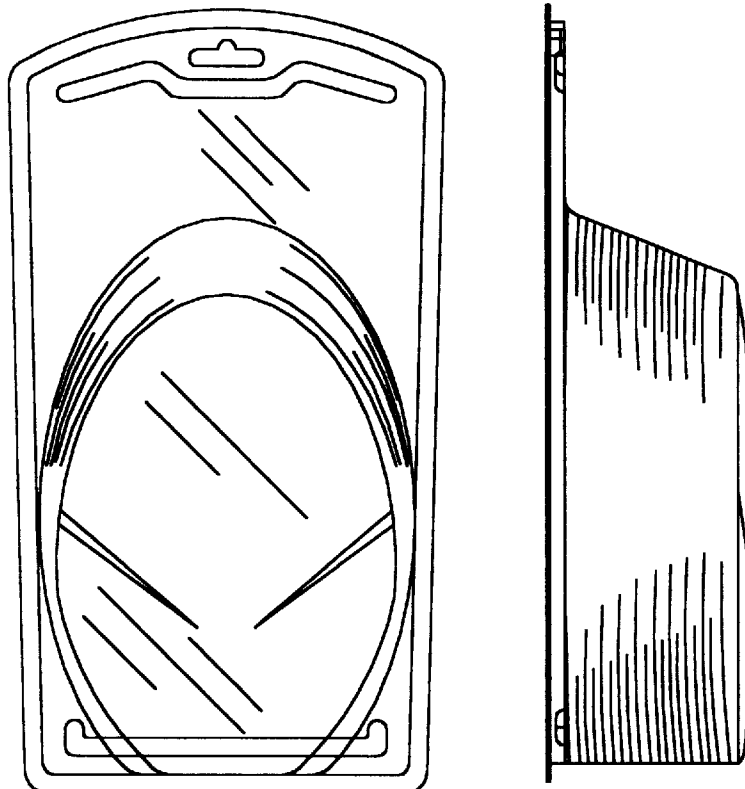
D. 355,600	2/1995	Ford	D9/415
D. 371,071	6/1996	Frod	D9/415
D. 405,368	2/1999	Lee	D9/415
4,278,693	7/1981	Dingethal et al.	206/461 X
4,469,226	9/1984	Matney	206/470
5,890,593	4/1999	Humphrey	206/471

OTHER PUBLICATIONS

Modern Packaging Catalog, p. 300, Jan. 1941.
Techform Inc. (From 206/461 Shoe), Nov. 1982.

Primary Examiner—Prabhakar Deshmukh

1 Claim, 6 Drawing Sheets



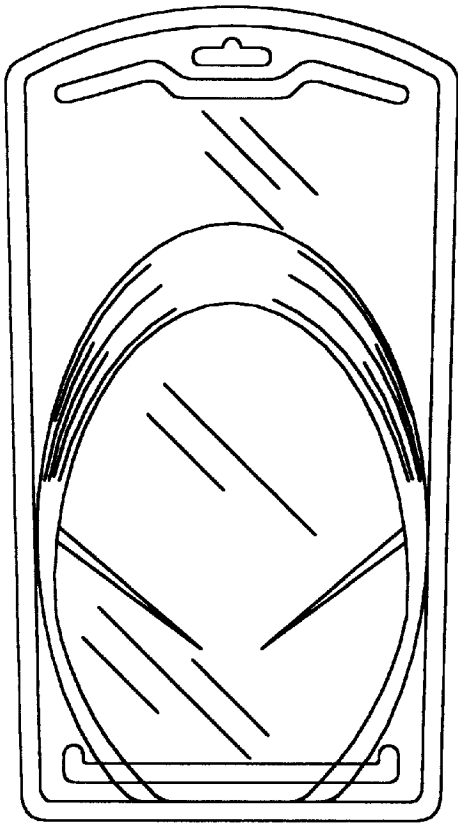


FIG. 1

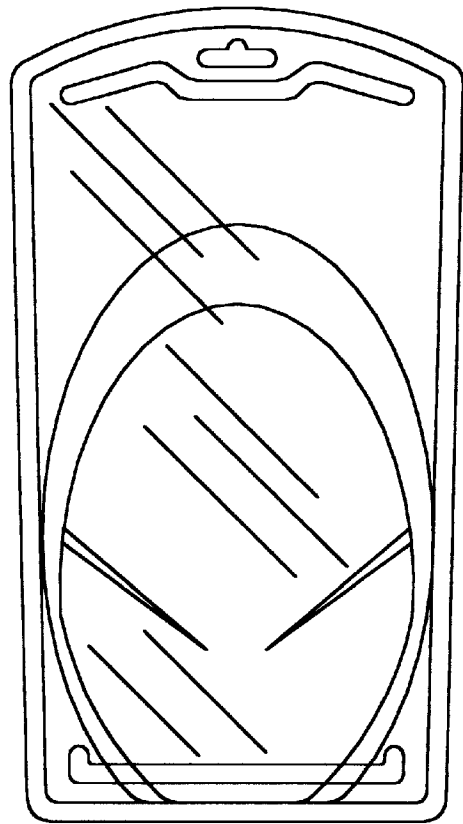


FIG. 2




FIG. 3




FIG. 4

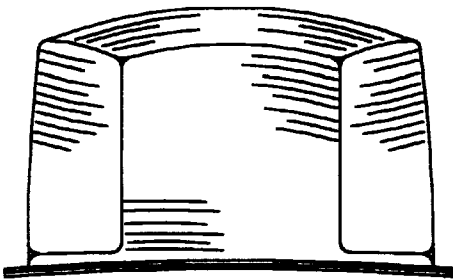


FIG. 5

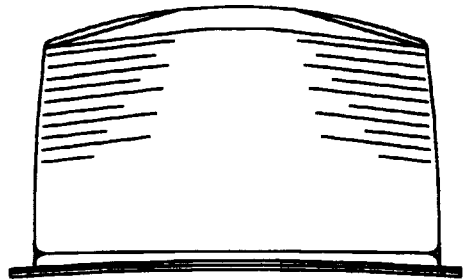


FIG. 6

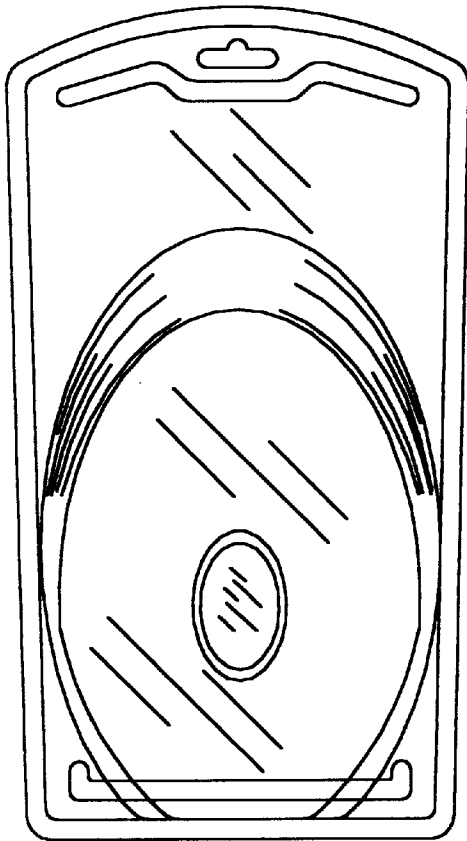


FIG. 7

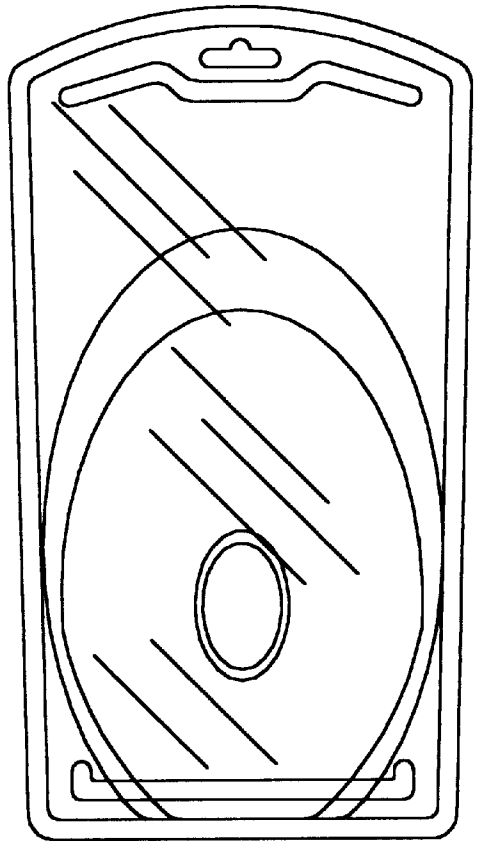


FIG. 8

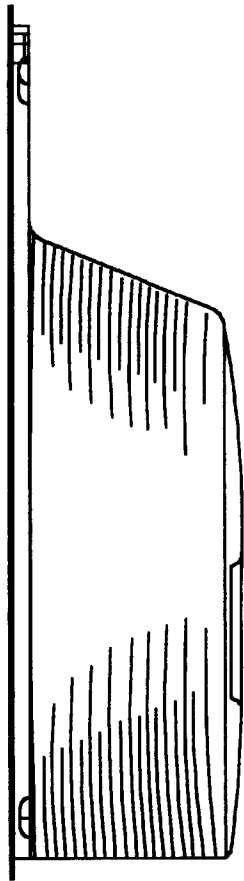


FIG. 9

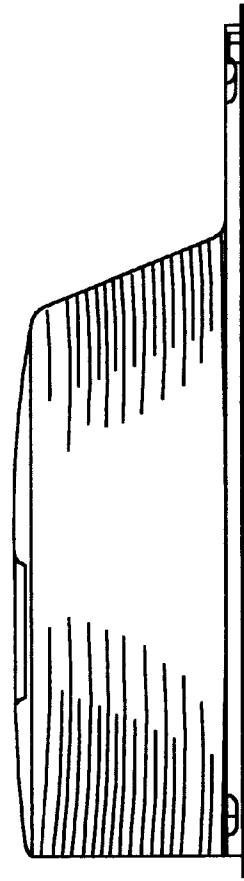


FIG. 10




FIG. 11

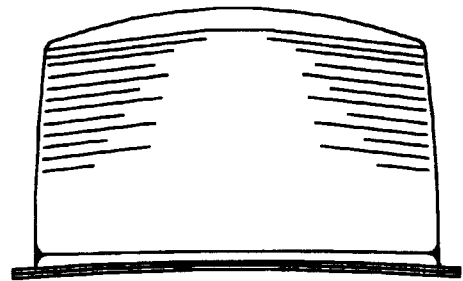


FIG. 12

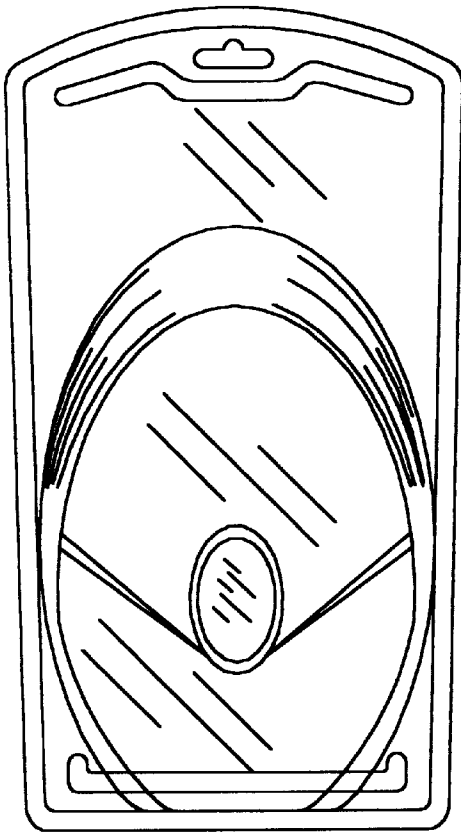


FIG. 13

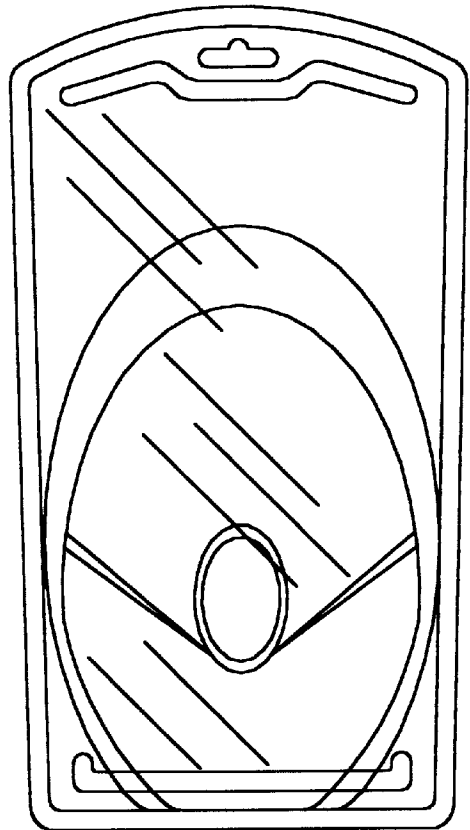


FIG. 14

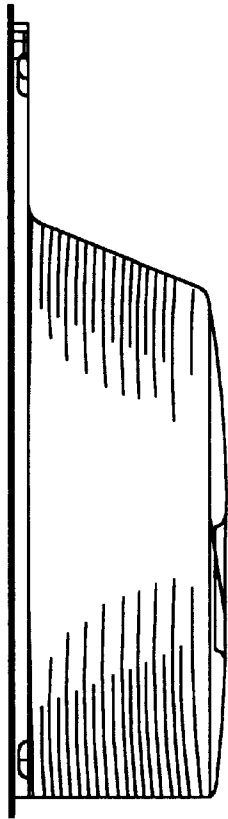


FIG. 15




FIG. 16




FIG. 17

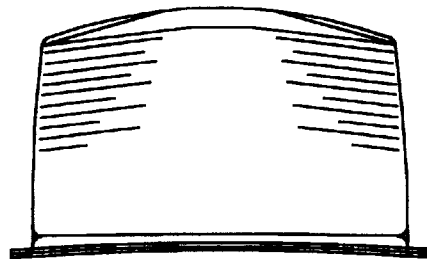


FIG. 18