



US00D703977S

(12) **United States Design Patent**  
**Roberts et al.**

(10) **Patent No.:** **US D703,977 S**

(45) **Date of Patent:** **\*\* May 6, 2014**

(54) **MATTRESS**

(71) Applicant: **King Koil Licensing Company, Inc.**,  
Willowbrook, IL (US)

(72) Inventors: **David J. Roberts**, Tinley Park, IL (US);  
**Ross Olinski**, Bloomington, IL (US);  
**Owen Shoemaker**, Alpine, CA (US);  
**Raheel Sadiq**, Glendale Heights, IL (US)

(73) Assignee: **King Koil Licensing Company, Inc.**,  
Willowbrook, IL (US)

(\*\*) Term: **14 Years**

(21) Appl. No.: **29/438,281**

(22) Filed: **Nov. 28, 2012**

(51) **LOC (10) Cl.** ..... **06-09**

(52) **U.S. Cl.**  
USPC ..... **D6/605; D6/601**

(58) **Field of Classification Search**  
USPC ..... D6/595, 596, 601, 604, 605, 606, 703,  
D6/707.19, 583; 5/690, 706, 716, 717,  
5/739, 740, 657.5, 907, 655.9, 659, 420;  
D1/100; D28/8.1; D25/113, 135, 136;  
D9/414, 416; D7/698, 624.1;  
312/140.3; 52/782.2, 782.22, 800.11  
See application file for complete search history.

(56) **References Cited**

U.S. PATENT DOCUMENTS

97,522 A 12/1869 Kittle  
2,492,541 A \* 12/1949 Stanitz ..... 108/27

4,745,646 A 5/1988 Strobel  
D313,917 S \* 1/1991 Valliere ..... D6/601  
5,195,196 A 3/1993 Johenning et al.  
6,557,198 B1 5/2003 Gladney et al.  
6,601,253 B1 8/2003 Tarquinio  
7,296,314 B2 11/2007 Wyatt et al.  
D687,182 S \* 7/2013 Gordon et al. .... D28/8.1  
2011/0252568 A1 10/2011 Ramp

\* cited by examiner

*Primary Examiner* — Janice Seeger

(74) *Attorney, Agent, or Firm* — Barnes & Thornburg LLP

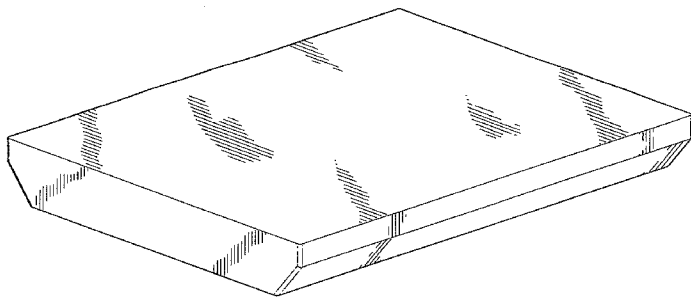
(57) **CLAIM**

The ornamental design for a mattress, as shown and described.

**DESCRIPTION**

FIG. 1 is an isometric view of a front, top, and right side of a first embodiment of an ornamental design for a mattress; FIG. 2 is an elevational view of the front side of the mattress shown in FIG. 1, a rear being identical to the front; FIG. 3 is an elevational view of the left side of the mattress shown in FIG. 1, a right side being identical to the left side; FIG. 4 is a top view of the mattress shown in FIG. 1; and, FIG. 5 is a bottom view of the mattress shown in FIG. 1. Any broken lines in the drawings depict environmental subject matter only and form no part of the claimed design.

**1 Claim, 3 Drawing Sheets**



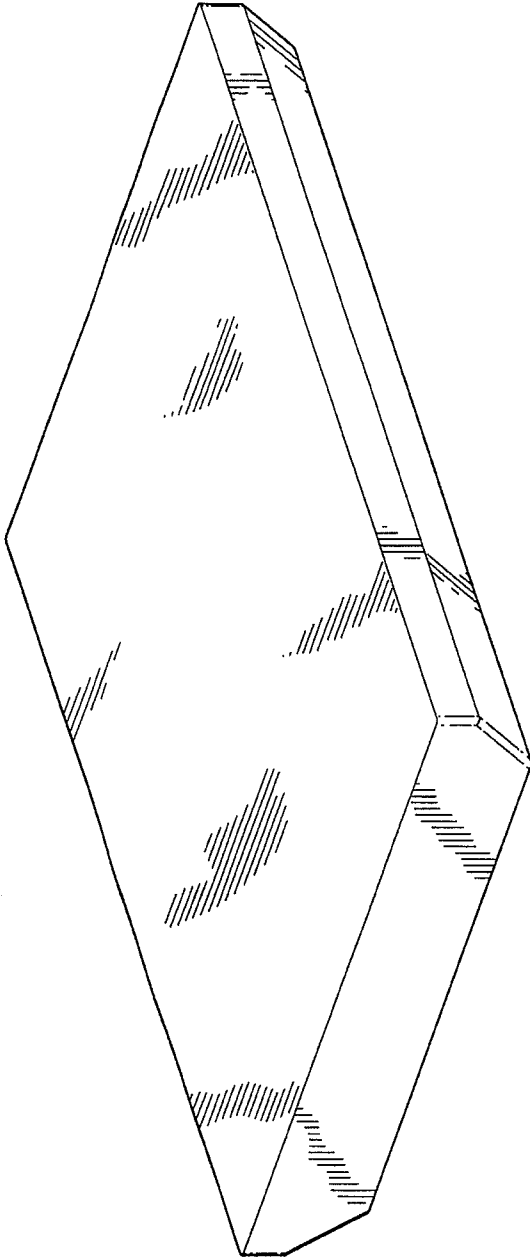


FIG. 1




FIG. 2



FIG. 3

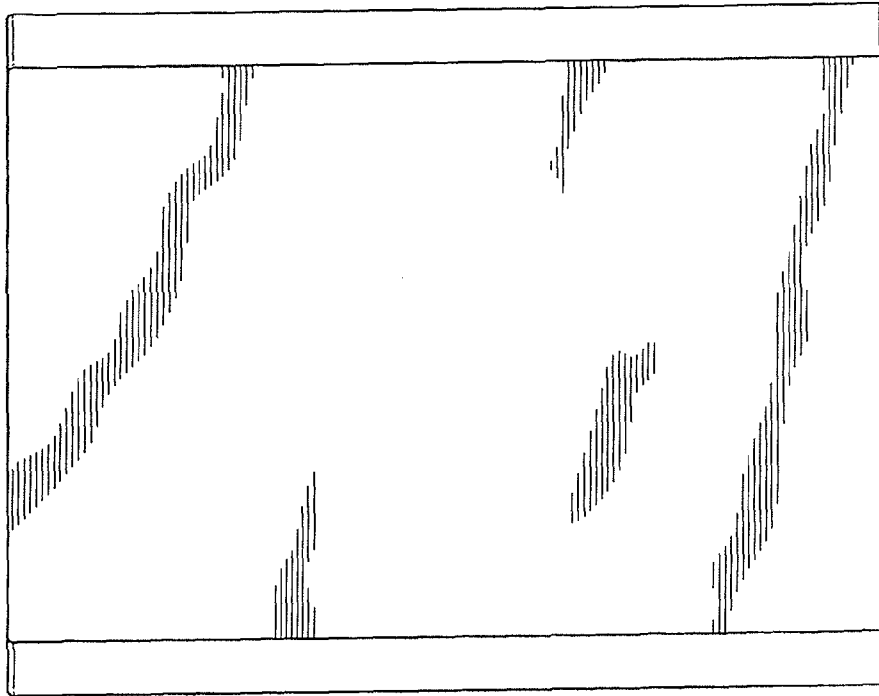


FIG. 5

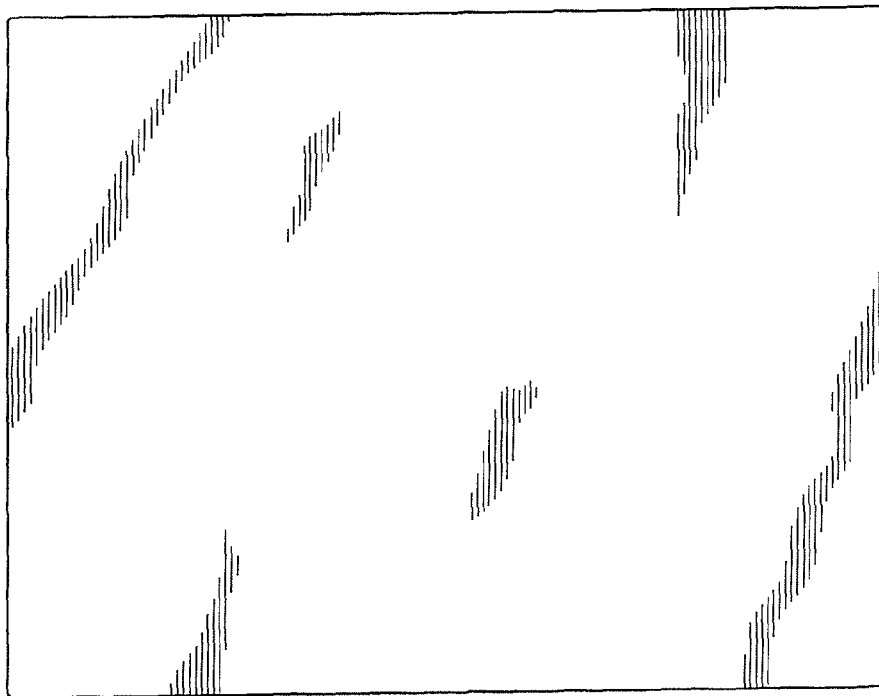


FIG. 4