



US00D354067S

United States Patent [19]

[11] Patent Number: Des. 354,067

Lüzlbauer

[45] Date of Patent: ** Jan. 3, 1995

[54] EYEGLASSES

[75] Inventor: Adolf Lüzlbauer, München, Germany

[73] Assignee: Carrera Eyewear Corporation, Norwood, N.J.

[**] Term: 14 Years

[21] Appl. No.: 1,801

[22] Filed: Nov. 20, 1992

[30] Foreign Application Priority Data

May 22, 1992 [DE] Germany M9203824

[52] U.S. Cl. D16/315; D16/321

[58] Field of Search D16/102, 103, 118, 119, D16/121; 351/44, 51, 83, 158

[56] References Cited

U.S. PATENT DOCUMENTS

D. 228,026	7/1973	Shindler	D16/118
D. 273,684	5/1984	Dianitsch	D16/102
D. 274,437	6/1984	Dianitsch	D16/110
D. 274,531	7/1984	Dianitsch	D16/115
D. 274,532	7/1984	Dianitsch	D16/115
D. 274,533	7/1984	Dianitsch	D16/115
D. 276,917	12/1984	Meyerspeer	D16/102
D. 280,106	8/1985	Haas	D16/102
D. 282,372	1/1986	Blaimschein	D16/102
D. 285,697	9/1986	Fraser et al.	D16/116
D. 291,808	9/1987	Meyerspeer	D16/102
D. 292,983	12/1987	Kanoui	D16/102
D. 293,251	12/1987	Kanoui	D16/102
D. 295,052	4/1988	Matthias	D16/118

D. 296,563	7/1988	Matthias	D16/117
D. 306,035	2/1990	Matthias	D16/112
D. 307,756	5/1990	Porsche	D16/108
D. 311,011	10/1990	Porsche	D16/102
4,176,921	12/1979	Matthias	351/106
4,317,240	3/1982	Angerman et al.	2/436
4,523,819	6/1985	Dianitsch et al.	351/106
4,549,792	10/1985	Dianitsch	351/63
4,822,158	4/1989	Porsche	351/57
4,834,523	5/1989	Porsche	351/57
4,902,119	2/1990	Porsche	351/137
4,924,245	5/1990	Dianitsch	351/136
4,955,706	9/1990	Schmidthaler et al.	351/41
5,048,944	9/1991	Porsche	351/57

OTHER PUBLICATIONS

Review of Optometry Aug. '87 p. 97.

Primary Examiner—Bernard Ansher

Assistant Examiner—R. Barkai

Attorney, Agent, or Firm—Fitch, Even, Tabin & Flannery

[57] CLAIM

The ornamental design for eyeglasses, as shown and described.

DESCRIPTION

FIG. 1 is a perspective view thereof;

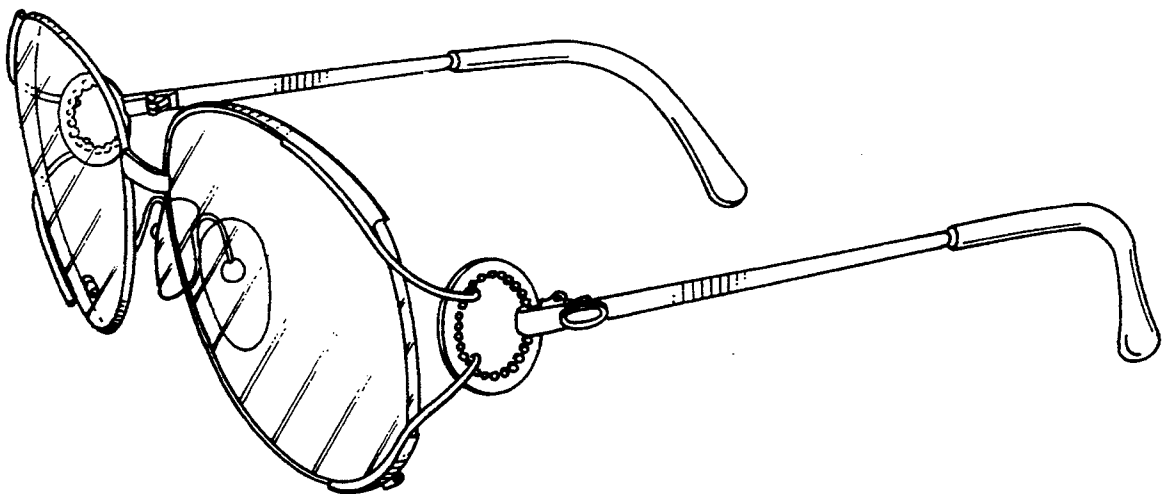
FIG. 2 is a side elevational view from the left being a mirror image;

FIG. 3 is a top plan view thereof;

FIG. 4 is a front view thereof;

FIG. 5 is a back view thereof; and,

FIG. 6 is a bottom plan view thereof.



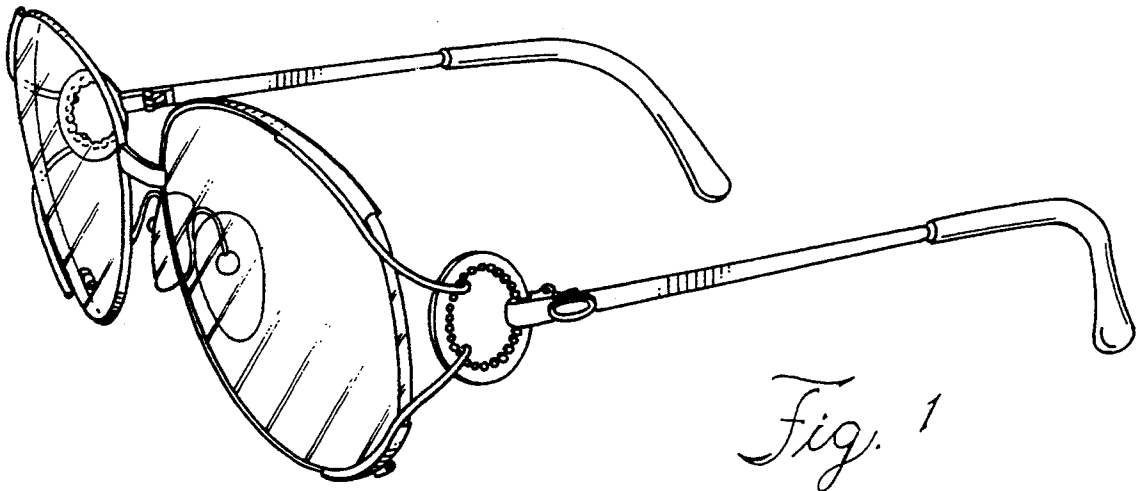


Fig. 1

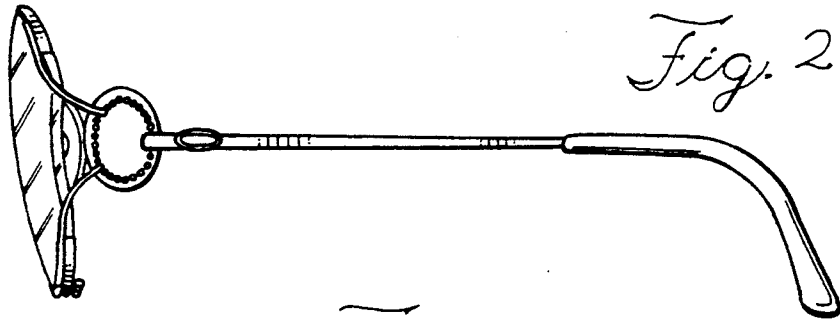


Fig. 2

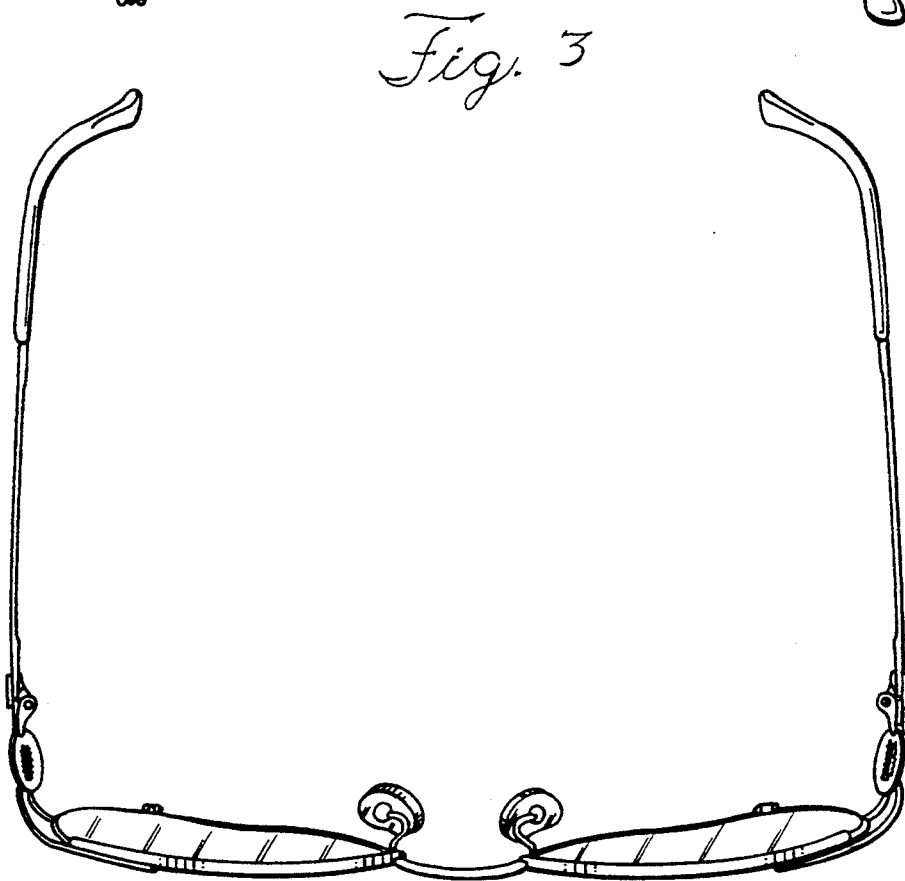


Fig. 3

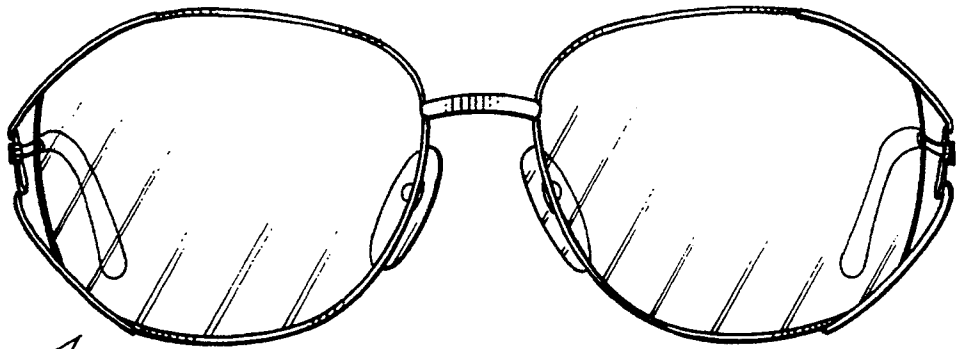


Fig. 4

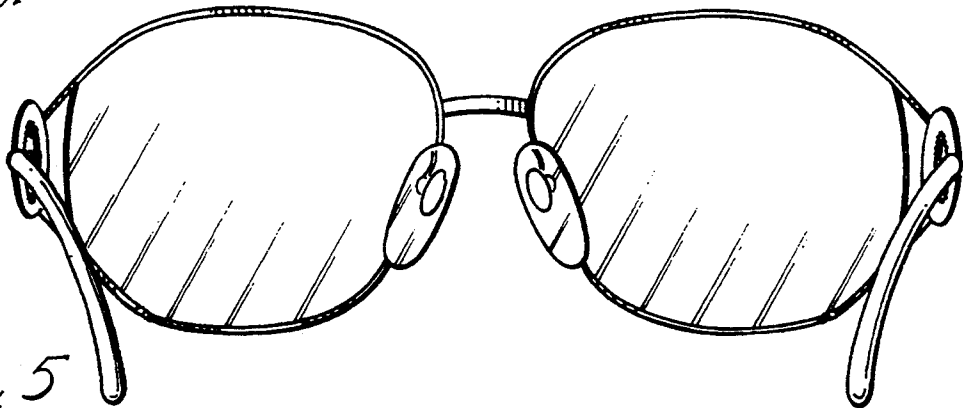


Fig. 5

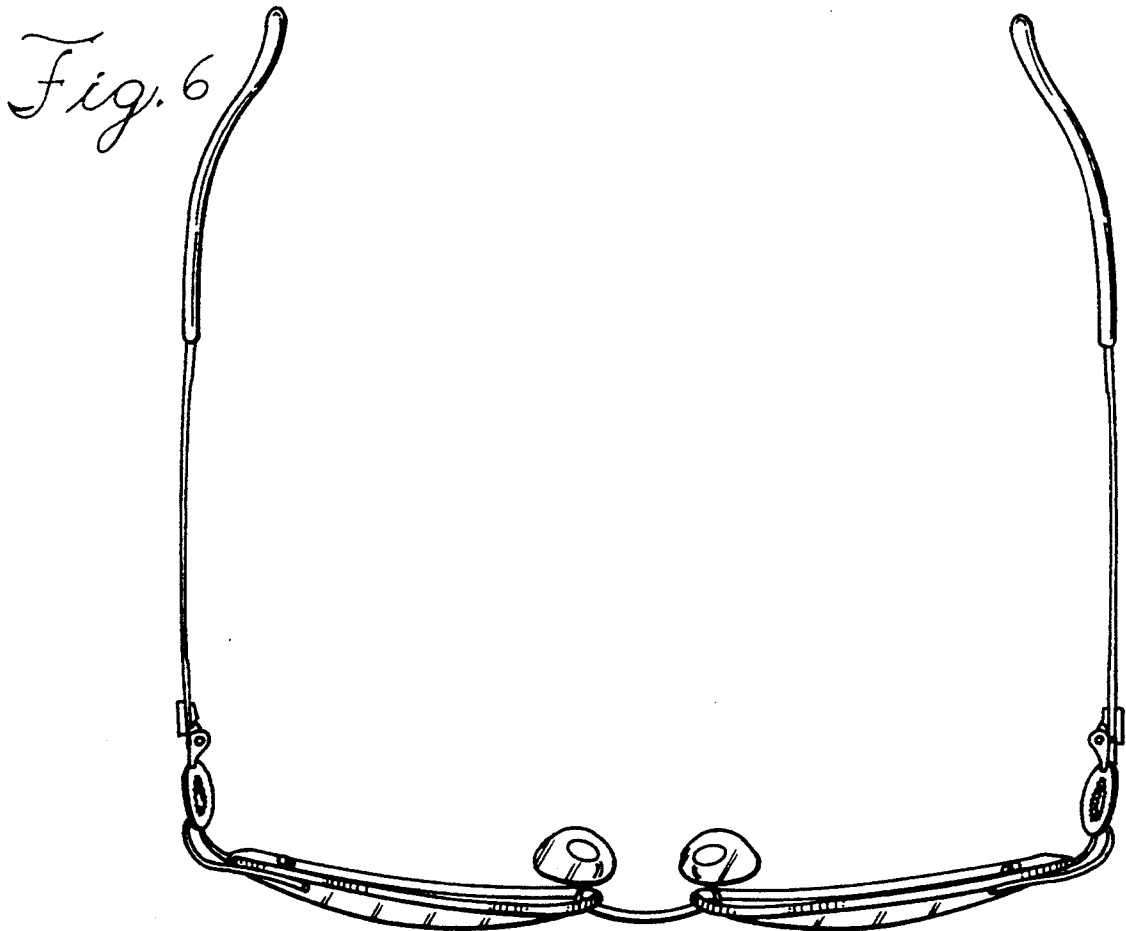


Fig. 6