



US00D656862S

(12) **United States Design Patent**
Malli

(10) **Patent No.:** **US D656,862 S**

(45) **Date of Patent:** **** Apr. 3, 2012**

(54) **STONE**

(75) Inventor: **Christian Malli**, Absam (AT)

(73) Assignee: **Swarovski Aktiengesellschaft**, Triesen (LI)

(**) Term: **14 Years**

(21) Appl. No.: **29/391,084**

(22) Filed: **May 3, 2011**

(30) **Foreign Application Priority Data**

Jan. 24, 2011 (EM) 1256366-0005

(51) **LOC (9) Cl.** **11-01**

(52) **U.S. Cl.** **D11/89**

(58) **Field of Classification Search** D11/1-2,
D11/26-29, 89-92; 63/26-28, 32
See application file for complete search history.

(56) **References Cited**

U.S. PATENT DOCUMENTS

D250,100 S * 10/1978 Finker et al. D11/90
D487,412 S * 3/2004 Virani D11/90

D562,179 S * 2/2008 Tsrer D11/90
D575,184 S * 8/2008 Bitetto D10/132
D584,654 S * 1/2009 Granig D11/90
D607,767 S * 1/2010 Schneider D11/89
D610,936 S * 3/2010 Swarovski D11/89
D625,644 S * 10/2010 Ehrenstrasser D11/89
D633,407 S * 3/2011 Lee et al. D11/89

* cited by examiner

Primary Examiner — Ralf Seifert

(74) *Attorney, Agent, or Firm* — Wenderoth, Lind & Ponack, L.L.P.

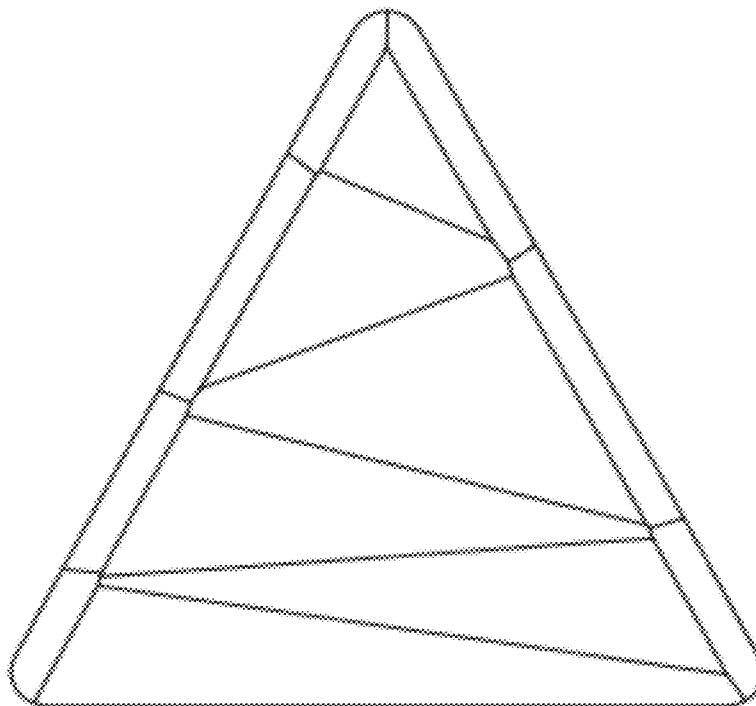
(57) **CLAIM**

The ornamental design for an ornamental stone, as shown and described.

DESCRIPTION

FIG. 1 is a bottom view of the invention;
FIG. 2 is a right view of the invention;
FIG. 3 is a front view of the invention;
FIG. 4 is a left view of the invention;
FIG. 5 is a top view of the invention;
FIG. 6 is a rear view of the invention; and,
FIG. 7 is a perspective view of the invention.

1 Claim, 1 Drawing Sheet






Fig. 1

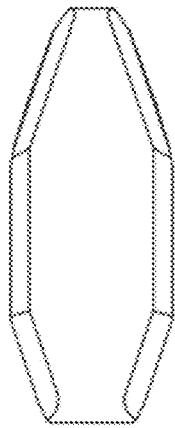


Fig. 2

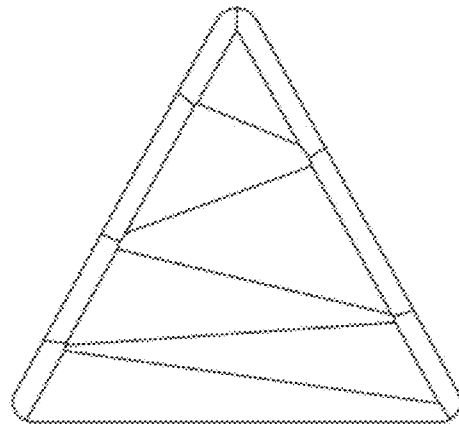


Fig. 3



Fig. 4

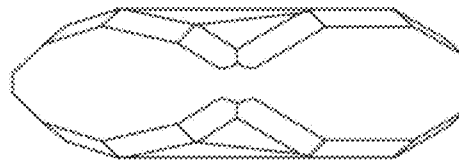


Fig. 5

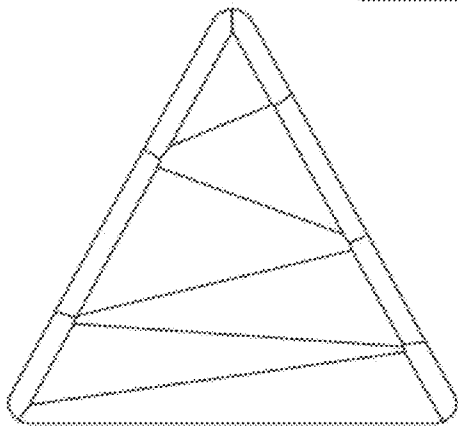


Fig. 6

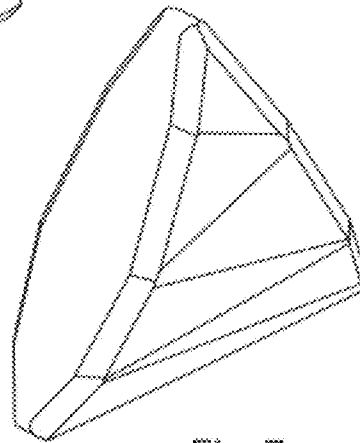


Fig. 7