

(12) STANDARD PATENT
(19) AUSTRALIAN PATENT OFFICE

(11) Application No. **AU 2005219777 B2**

(54) Title
Fused heterocycle derivative, medicinal composition containing the same, and medicinal use thereof

(51) International Patent Classification(s)
C07H 17/00 (2006.01) **A61P 7/10** (2006.01)
A61K 31/7042 (2006.01) **A61P 9/10** (2006.01)
A61P 3/04 (2006.01) **A61P 9/12** (2006.01)
A61P 3/06 (2006.01) **A61P 19/06** (2006.01)
A61P 3/10 (2006.01)

(21) Application No: **2005219777** (22) Date of Filing: **2005.03.03**

(87) WIPO No: **WO05/085265**

(30) Priority Data

(31) Number (32) Date (33) Country
2004-61429 **2004.03.04** **JP**

(43) Publication Date: **2005.09.15**

(44) Accepted Journal Date: **2011.02.03**

(71) Applicant(s)
Kissei Pharmaceutical Co., Ltd.

(72) Inventor(s)
Fushimi, Nobuhiko;Isaji, Masayuki;Fujikura, Hideki

(74) Agent / Attorney
Spruson & Ferguson, Level 35 St Martins Tower 31 Market Street, Sydney, NSW, 2000

(19) 世界知的所有権機関
国際事務局



(43) 国際公開日
2005年9月15日 (15.09.2005)

PCT

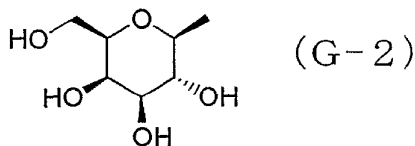
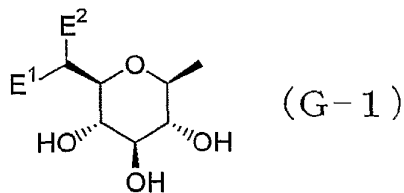
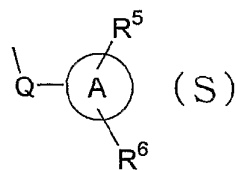
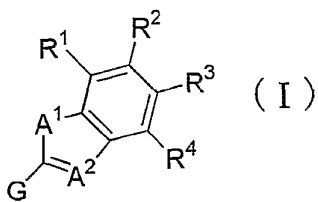
(10) 国際公開番号
WO 2005/085265 A1

- (51) 国際特許分類7: C07H 17/00, A61K 31/7042, A61P 3/04, 3/06, 3/10, 7/10, 9/10, 9/12, 19/06
- (21) 国際出願番号: PCT/JP2005/004152
- (22) 国際出願日: 2005年3月3日 (03.03.2005)
- (25) 国際出願の言語: 日本語
- (26) 国際公開の言語: 日本語
- (30) 優先権データ:
特願2004-61429 2004年3月4日 (04.03.2004) JP
- (71) 出願人 (米国を除く全ての指定国について): キッセイ薬品工業株式会社 (KISSEI PHARMACEUTICAL CO., LTD.) [JP/JP]; 〒399-8710 長野県 松本市 芳野 1 9 番 4 8 号 Nagano (JP).
- (72) 発明者; および
- (75) 発明者/出願人 (米国についてのみ): 伏見 信彦 (FUSHIMI, Nobuhiko) [JP/JP]; 〒399-8304 長野県 南安曇郡 穂高町 大字 柏原 4 3 6 5-1 キッセイ薬品工業株式会社 中央研究所内 Nagano (JP). 藤倉 秀紀 (FUJIKURA, Hideki) [JP/JP]; 〒399-8304 長野県 南安曇郡 穂高町 大字 柏原 4 3 6 5-1 キッセイ薬品工業株式会社 中央研究所内 Nagano (JP). 伊佐治 正幸 (ISAJI, Masayuki) [JP/JP]; 〒399-8304 長野県 南安曇郡 穂高町 大字 柏原 4 3 6 5-1 キッセイ薬品工業株式会社 中央研究所内 Nagano (JP).
- (81) 指定国 (表示のない限り、全ての種類の国内保護が可能): AE, AG, AL, AM, AT, AU, AZ, BA, BB, BG, BR, BW, BY, BZ, CA, CH, CN, CO, CR, CU, CZ, DE, DK, DM, DZ, EC, EE, EG, ES, FI, GB, GD, GE, GH, GM, HR, HU,

[続葉有]

(54) Title: FUSED HETEROCYCLE DERIVATIVE, MEDICINAL COMPOSITION CONTAINING THE SAME, AND MEDICINAL USE THEREOF

(54) 発明の名称: 縮合ヘテロ環誘導体、それを含有する医薬組成物およびその医薬用途



(57) Abstract: A nitrogenous fused-ring derivative represented by the following general formula (I), a pharmacologically acceptable salt thereof, or a prodrug of either. They have human SGLT inhibitory activity and are useful as a preventive or therapeutic agent for diseases attributable to hyperglycemia, such as diabetes, postprandial hyperglycemia, impaired glucose tolerance, complications of diabetes, and obesity. [In the formula (I), one of R¹ and R⁴ represents a group represented by the following general formula (S) (wherein R⁵ and R⁶ each represents H, OH, halogeno, etc.; Q represents alkylene, etc.; and ring A represents aryl, etc.) and the other represents H, OH, amino, etc.; R² and R³ each represents H, OH, amino, halogeno, optionally substituted alkyl, etc.; A¹ represents O, S, etc.; A² represents CH or N; and G represents a group represented by the following general formula (G-1) (wherein E¹ is H, F, or OH and E² represents H, F, methyl, etc.) or the group represented by the following general formula (G-2).]

WO 2005/085265 A1

[続葉有]



ID, IL, IN, IS, JP, KE, KG, KP, KR, KZ, LC, LK, LR, LS, LT, LU, LV, MA, MD, MG, MK, MN, MW, MX, MZ, NA, NI, NO, NZ, OM, PG, PH, PL, PT, RO, RU, SC, SD, SE, SG, SK, SL, SM, SY, TJ, TM, TN, TR, TT, TZ, UA, UG, US, UZ, VC, VN, YU, ZA, ZM, ZW.

IE, IS, IT, LI, LU, MC, NL, PL, PT, RO, SE, SI, SK, TR), OAPI (BF, BJ, CF, CG, CI, CM, GA, GN, GQ, GW, ML, MR, NE, SN, TD, TG).

添付公開書類:

— 国際調査報告書

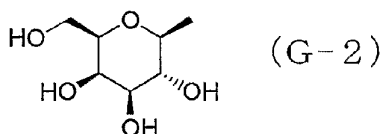
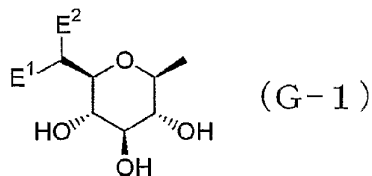
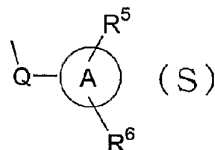
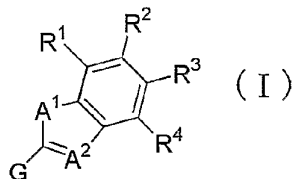
(84) 指定国 (表示のない限り、全ての種類の広域保護が可能): ARIPO (BW, GH, GM, KE, LS, MW, MZ, NA, SD, SL, SZ, TZ, UG, ZM, ZW), ユーラシア (AM, AZ, BY, KG, KZ, MD, RU, TJ, TM), ヨーロッパ (AT, BE, BG, CH, CY, CZ, DE, DK, EE, ES, FI, FR, GB, GR, HU,

2文字コード及び他の略語については、定期発行される各PCTガゼットの巻頭に掲載されている「コードと略語のガイダンスノート」を参照。

(57) 要約:

本発明は、ヒトSGLT活性阻害作用を発現し、糖尿病、食後高血糖、耐糖能異常、糖尿病性合併症、肥満症等の、高血糖症に起因する疾患の予防又は治療剤として有用な、下記一般式 (I) で表される含窒素縮合環誘導体またはその薬理的に許容される塩、或いはそれらのプロドラッグ

[R¹及びR⁴は一方が下記一般式 (S) で表される基 (R⁵及びR⁶はH、OH、ハロゲン原子等; Qはアルキレン基等; 環Aはアリール基等)、他方がH、OH、アミノ基等; R²及びR³はH、OH、アミノ基、ハロゲン原子、置換可アルキル等; A¹はO、S等; A²はCH又はN; Gは下記一般式 (G-1) 又は (G-2) で表される基 (E¹はH、F又はOH; E²はH、F、メチル基等)]、並びにそれを含有する医薬組成物及びその医薬用途を提供するものである。



DESCRIPTION

FUSED HETEROCYCLIC DERIVATIVE, MEDICINAL COMPOSITION
CONTAINING THE SAME, AND MEDICINAL USE THEREOF

5

Technical Field

The present invention relates to fused heterocyclic derivatives, pharmaceutically acceptable salts thereof or prodrugs thereof, which are useful as medicaments,
10 pharmaceutical compositions comprising the same and pharmaceutical uses thereof.

More particularly, the present invention relates to fused heterocyclic derivatives having an inhibitory activity in human SGLT, pharmaceutically acceptable salts thereof or prodrugs
15 thereof which are useful as agents for the prevention or treatment of a disease associated with hyperglycemia such as diabetes, impaired glucose tolerance, diabetic complications or obesity, pharmaceutical compositions comprising the same and pharmaceutical uses thereof.

20

Background Art

Diabetes is one of lifestyle-related diseases with the background of change of eating habit and lack of exercise. Hence, diet and exercise therapies are performed in patients with
25 diabetes. Furthermore, when its sufficient control and continuous performance are difficult, drug treatment is simultaneously performed. In addition, it has been confirmed by large-scale clinical trial that it is necessary to practice

a long-term strict control of blood sugar level so as to prevent patients with diabetes from occurring and advancing diabetic complications by receiving treatment (for example, see the following References 1 and 2). Furthermore, many epidemiologic studies on impaired glucose tolerance and macroangiopathy show that impaired glucose tolerance as the boundary type is also a risk factor in macroangiopathy as well as diabetes. Thus, needs to improve postprandial hyperglycemia have been focused (for example, see the following Reference 3).

10 In recent years, development of various antidiabetic agents has been progressing with the background of a rapid increase of patients with diabetes. For example, Antidiabetic agents such as biguanides, sulfonylureas, insulin sensitivity enhancers, α -glucosidase inhibitors and the like have been employed. However, biguanides and sulfonylureas show occasionally adverse effects such as lactic acidosis and hypoglycemia, respectively. Insulin sensitivity enhancers show occasionally adverse effects such as edema, and are concerned for advancing obesity. In addition, α -glucosidase inhibitors, which delay carbohydrate digestion and absorption at the small intestine, are used to improve postprandial hyperglycemia. It has been also reported that acarbose, one of α -glucosidase inhibitors, has an effect of preventing or delaying the incidence of diabetes by applying to patients with impaired glucose tolerance (for example, see the following Reference 4). However, since α -glucosidase inhibitors do not affect elevated glucose levels by ingesting a monosaccharide

15
20
25

of glucose (for example, see the following Reference 5), with recently changing compositions of sugars in meals, a wider range of activities inhibiting carbohydrate absorption has been desired.

5 In recent years, research and development of new type antidiabetic agents have been progressing, which promote urinary glucose excretion and lower blood glucose level by preventing reabsorption of excess glucose at the kidney (for example, see the following Reference 6). In addition, it is reported that
10 SGLT2 (sodium-dependent glucose transporter 2) is present in the S1 segment of the kidney's proximal tubule and participates mainly in reabsorption of glucose filtrated through glomerular (for example, see the following Reference 7). Accordingly, inhibiting a human SGLT2 activity prevents reabsorption of excess
15 glucose at the kidney, subsequently promotes excreting excess glucose though the urine, and normalizes blood glucose level. In addition, since such agents for promoting the excretion of urinary glucose excrete excess glucose though the urine and consequently the glucose accumulation in the body is decreased,
20 they are also expected to have a preventing or alleviating effect on obesity and a diuretic effect. Furthermore, the agents are considered to be useful for various related diseases which occur accompanying the progress of diabetes or obesity due to hyperglycemia.

25 Furthermore, it has been known that SGLT1, sodium-dependent glucose transporter 1, exists in the small intestine which controls carbohydrate absorption. It has been

also reported that insufficiency of glucose and galactose absorption arises in patients with dysfunction due to congenital abnormalities of human SGLT1 (for example, see the following References 8-10). In addition, it has been confirmed that SGLT1 is involved in glucose and galactose absorption (for example, see the following References 11 and 12). Furthermore, it is confirmed that mRNA and protein of SGLT1 increase and absorption of glucoses are accelerated in OLETF rats and rats with streptozotocin-induced diabetic symptoms (for example, see the following References 13 and 14). Generally in patients with diabetes, carbohydrate digestion and absorption are increased. For example, it is confirmed that mRNA and protein of SGLT1 are highly increased in the human small intestine (for example, see the following Reference 15). Therefore, blocking a human SGLT1 activity inhibits absorption of carbohydrates such as glucose at the small intestine, subsequently can prevent increase of blood sugar level. Especially, it is considered that delaying glucose absorption based on the above mentioned mechanism is effective to normalize postprandial hyperglycemia.

Therefore, fast development of antidiabetic agents with novel action mechanism, which have an inhibitory activity in human SGLT, has been desired to improve or solve the above-mentioned problems.

Fused heterocyclic derivatives provided in the present invention are entirely novel compounds. It has not ever been reported that these derivatives have an inhibitory activities in SGLT1 and/or SGLT2 and inhibit absorption of glucose and

galactose at the small intestine, or are useful as agents to inhibit reabsorption of excess glucose at the kidney.

Reference 1: The Diabetes Control and Complications Trial Research Group, *N. Engl. J. Med.*, 1993.9, Vol.329, No.14, pp.977-986;

Reference 2: UK Prospective Diabetes Study Group, *Lancet*, 1998.9, Vol.352, No.9131, pp.837-853;

Reference 3: Makoto TOMINAGA, *Endocrinology & Diabetology*, 2001.11, Vol.13, No.5, pp.534-542;

10 Reference 4: Jean-Louis Chiasson and 5 persons, *Lancet*, 2002.6, Vol.359, No.9323, pp.2072-2077;

Reference 5: Hiroyuki ODAKA and 3 persons, *Journal of Japanese Society of Nutrition and Food Science*, 1992, Vol.45, p.27;

15 Reference 6: Luciano Rossetti and 4 persons, *J. Clin. Invest.*, 1987.5, Vol.79, pp.1510-1515;

Reference 7: Yoshikatsu Kanai and 4 persons, *J. Clin. Invest.*, 1994.1, Vol.93, pp.397-404;

Reference 8: Tadao BABA and 1 person, *Supplementary volume of Nippon Rinsho*, Ryoikibetsu Shokogun, 1998, No.19, pp.552-554;

20 Reference 9: Michihiro KASAHARA and 2 persons, *Saishin Igaku*, 1996.1, Vol.51, No.1, pp.84-90;

Reference 10: Tomofusa TSUCHIYA and 1 person, *Nippon Rinsho*, 1997.8, Vol.55, No.8, pp.2131-2139;

25 Reference 11: Yoshikatsu KANAI, *Kidney and Dialysis*, 1998.12, Vol.45, extra edition, pp.232-237;

Reference 12: E. Turk and 4 persons, *Nature*, 1991.3, Vol.350, pp.354-356;

Reference 13: Y. Fujita and 5 persons, Diabetologia, 1998, Vol.41, pp.1459-1466;

Reference 14: J. Dyer and 5 persons, Biochemical Society Transactions, 1997, Vol.25, p.479S;

5 Reference 15: J. Dyer and 4 persons, American Journal of Physiology, 2002.2, Vol.282, No.2, pp.G241-G248

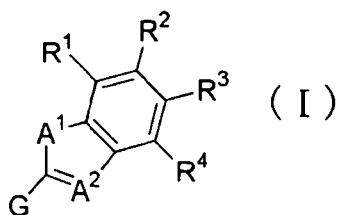
Disclosure of the Invention

The present inventors have studied earnestly to find
10 compounds having an inhibitory activity in human SGLT. As a result, it was found that certain fused heterocyclic derivatives represented by the following general formula (I) show an inhibitory activity in human SGLT1 and/or SGLT2 and are excellent agents having inhibitory activity in increase of blood glucose
15 level or lowering blood glucose level as shown below, thereby forming the basis of the present invention.

The present invention is to provide novel compounds which show an inhibitory activity in human SGLT, pharmaceutical compositions comprising the same and pharmaceutical uses
20 thereof.

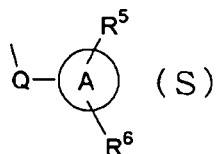
This is, the present invention relates to

[1] a fused heterocyclic derivative represented by the following general formula (I):



wherein

one of R^1 and R^4 represents a group represented by the general formula:



- 5 [in the formula R^5 and R^6 independently represent a hydrogen atom, a hydroxy group, a halogen atom, a C_{1-6} alkyl group, a C_{2-6} alkenyl group, a C_{2-6} alkynyl group, a C_{1-6} alkoxy group, a C_{2-6} alkenyloxy group, a C_{1-6} alkylthio group, a C_{2-6} alkenylthio group, a halo(C_{1-6} alkyl) group, a halo(C_{1-6} alkoxy) group, a
- 10 halo(C_{1-6} alkylthio) group, a hydroxy(C_{1-6} alkyl) group, a hydroxy(C_{2-6} alkenyl) group, a hydroxy(C_{1-6} alkoxy) group, a hydroxy(C_{1-6} alkylthio) group, a carboxy group, a carboxy(C_{1-6} alkyl) group, a carboxy(C_{2-6} alkenyl) group, a carboxy(C_{1-6} alkoxy) group, a carboxy(C_{1-6} alkylthio) group, a C_{2-7}
- 15 alkoxycarbonyl group, a C_{2-7} alkoxycarbonyl(C_{1-6} alkyl) group, a C_{2-7} alkoxycarbonyl(C_{2-6} alkenyl) group, a C_{2-7} alkoxycarbonyl(C_{1-6} alkoxy) group, a C_{2-7} alkoxycarbonyl(C_{1-6} alkylthio) group, a C_{1-6} alkylsulfinyl group, a C_{1-6} alkylsulfonyl group, $-U-V-W-N(R^7)-Z$, or any of the following
- 20 substituents (i) to (xxviii) which may have 1 to 3 substituents selected from the following substituent group α on the ring;
- (i) a C_{6-10} aryl group, (ii) C_{6-10} aryl-O-, (iii) C_{6-10} aryl-S-, (iv) a C_{6-10} aryl(C_{1-6} alkyl) group, (v) a C_{6-10} aryl(C_{1-6} alkoxy) group, (vi) a C_{6-10} aryl(C_{1-6} alkylthio) group, (vii)
- 25 a heteroaryl group, (viii) heteroaryl-O-, (ix) heteroaryl-S-,

(x) a heteroaryl(C₁₋₆ alkyl) group, (xi) a heteroaryl(C₁₋₆ alkoxy) group, (xii) a heteroaryl(C₁₋₆ alkylthio) group, (xiii) a C₃₋₇ cycloalkyl group, (xiv) C₃₋₇ cycloalkyl-O-, (xv) C₃₋₇ cycloalkyl-S-, (xvi) a C₃₋₇ cycloalkyl(C₁₋₆ alkyl) group, (xvii) a C₃₋₇ cycloalkyl(C₁₋₆ alkoxy) group, (xviii) a C₃₋₇ cycloalkyl(C₁₋₆ alkylthio) group, (xix) a heterocycloalkyl group, (xx) heterocycloalkyl-O-, (xxi) heterocycloalkyl-S-, (xxii) a heterocycloalkyl(C₁₋₆ alkyl) group, (xxiii) a heterocycloalkyl(C₁₋₆ alkoxy) group, (xxiv) a heterocycloalkyl(C₁₋₆ alkylthio) group, (xxv) an aromatic cyclic amino group, (xxvi) an aromatic cyclic amino(C₁₋₆ alkyl) group or (xxvii) an aromatic cyclic amino(C₁₋₆ alkoxy) group, (xxviii) an aromatic cyclic amino(C₁₋₆ alkylthio) group,

J represents a C₁₋₆ alkylene group which may have a hydroxy group, or a C₂₋₆ alkenylene group;

U represents -O-, -S- or a single bond and with the proviso that at least one of V and W is not a single bond when U is -O- or -S-);

V represents a C₁₋₆ alkylene group which may have a hydroxy group, a C₂₋₆ alkenylene group or a single bond;

W represents -CO-, -SO₂-, -C(=NH)- or a single bond;

Z independently represents a hydrogen atom, a C₂₋₇ alkoxy carbonyl group, a C₆₋₁₀ aryl(C₂₋₇ alkoxy carbonyl) group, a formyl group, -R^A, -COR^B, -SO₂R^B, -CON(R^C)R^D, -CSN(R^C)R^D, -SO₂NHR^A or -C(=NR^E)N(R^F)R^G;

R⁷, R^A, R^C and R^D independently represent a hydrogen atom, a C₁₋₆ alkyl group which may have 1 to 5 substituents selected

from the following substituent group β , or any of the following substituents (xxix) to (xxxii) which may have 1 to 3 substituents selected from the following substituent group α ;

(xxix) a C₆₋₁₀ aryl group, (xxx) a heteroaryl group, (xxxi) a C₃₋₇ cycloalkyl group or (xxxii) a heterocycloalkyl group or Z and R⁷ bind together with the neighboring nitrogen atom to form an aliphatic cyclic amino group which may have 1 to 3 substituents selected from the following substituent group α ;

or R^C and R^D bind together with the neighboring nitrogen atom to form an aliphatic cyclic amino group which may have 1 to 3 substituents selected from the following substituent group α ;

R^B represents a C₂₋₇ alkoxy carbonyl group, a C₁₋₆ alkylsulfonylamino group, a C₆₋₁₀ arylsulfonylamino group, a C₁₋₆ alkyl group which may have 1 to 5 substituents selected from the following substituent group β , or any of the following substituents (xxxiii) to (xxxvi) which may have 1 to 3 substituents selected from the following substituent group α ;

(xxxiii) a C₆₋₁₀ aryl group, (xxxiv) a heteroaryl group, (xxxv) a C₃₋₇ cycloalkyl group or (xxxvi) a heterocycloalkyl group,

R^E, R^F and R^G independently represent a hydrogen atom, a cyano group, a carbamoyl group, a C₂₋₇ acyl group, a C₂₋₇ alkoxy carbonyl group, a C₆₋₁₀ aryl(C₂₋₇ alkoxy carbonyl) group, a nitro group, a C₁₋₆ alkylsulfonyl group, a sulfamide group, a carbamimidoyl group, or a C₁₋₆ alkyl group which may have 1

to 5 substituents selected from the following substituent group β ;

or R^E and R^F bind together to form an ethylene group;

5 or R^F and R^G bind together with the neighboring nitrogen atom to form an aliphatic cyclic amino group which may have any substituent selected from the following substituent group α ;

Q represents $-C_{1-6}$ alkylene-, $-C_{2-6}$ alkenylene-, $-C_{2-6}$ alkynylene-, $-C_{1-6}$ alkylene-O-, $-C_{1-6}$ alkylene-S-, $-O-C_{1-6}$ alkylene-, $-S-C_{1-6}$ alkylene-, $-C_{1-6}$ alkylene-O- C_{1-6} alkylene-,
 10 $-C_{1-6}$ alkylene-S- C_{1-6} alkylene-, $-\text{CON}(R^8)-$, $-\text{N}(R^8)\text{CO}-$, $-C_{1-6}$ alkylene- $\text{CON}(R^8)-$ or $-\text{CON}(R^8)-C_{1-6}$ alkylene-;

R^8 represents a hydrogen atom or a C_{1-6} alkyl group;

ring A represents a C_{6-10} aryl group or a heteroaryl group] and the other represents a hydrogen atom, a hydroxy group, an
 15 amino group, a halogen atom, a C_{1-6} alkyl group, a C_{1-6} alkoxy group, a cyano group, a carboxy group, a C_{2-7} alkoxy carbonyl group, a carbamoyl group, a mono or di(C_{1-6} alkyl)amino group, a halo(C_{1-6} alkyl) group, a hydroxy(C_{1-6} alkyl) group, a cyano(C_{1-6} alkyl) group, a carboxy(C_{1-6} alkyl) group, a C_{2-7}
 20 alkoxy carbonyl (C_{1-6} alkyl) group, a carbamoyl (C_{1-6} alkyl) group, an amino(C_{1-6} alkyl) group, a mono or di(C_{1-6} alkyl)amino(C_{1-6} alkyl) group, a halo(C_{1-6} alkoxy) group, a hydroxy(C_{1-6} alkoxy) group, a carboxy(C_{1-6} alkoxy) group, a C_{2-7} alkoxy carbonyl (C_{1-6} alkoxy) group, a carbamoyl(C_{1-6} alkoxy) group, an amino(C_{1-6}
 25 alkoxy) group, a mono or di(C_{1-6} alkyl)amino(C_{1-6} alkoxy) group, a C_{3-7} cycloalkyl group, a C_{3-7} cycloalkyloxy group, a C_{3-7} cycloalkyl(C_{1-6} alkyl) group, or C_{3-7} cycloalkyl(C_{1-6} alkoxy)

group;

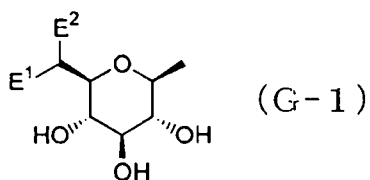
R^2 and R^3 independently represent a hydrogen atom, a hydroxy group, an amino group, a halogen atom, a C_{1-6} alkyl group, a C_{1-6} alkoxy group, a cyano group, a carboxy group, a C_{2-7} alkoxy carbonyl group, a carbamoyl group, a mono or di(C_{1-6} alkyl) amino group, a halo(C_{1-6} alkyl) group, a hydroxy(C_{1-6} alkyl) group, a cyano(C_{1-6} alkyl) group, a carboxy(C_{1-6} alkyl) group, a C_{2-7} alkoxy carbonyl(C_{1-6} alkyl) group, a carbamoyl(C_{1-6} alkyl) group, an amino(C_{1-6} alkyl) group, a mono or di(C_{1-6} alkyl) amino(C_{1-6} alkyl) group, a halo(C_{1-6} alkoxy) group, a hydroxy(C_{1-6} alkoxy) group, a carboxy(C_{1-6} alkoxy) group, a C_{2-7} alkoxy carbonyl(C_{1-6} alkoxy) group, a carbamoyl(C_{1-6} alkoxy) group, an amino(C_{1-6} alkoxy) group, a mono or di(C_{1-6} alkyl) amino(C_{1-6} alkoxy) group, a C_{3-7} cycloalkyl group, a C_{3-7} cycloalkoxy group, a C_{3-7} cycloalkyl(C_{1-6} alkyl) group, or C_{3-7} cycloalkyl(C_{1-6} alkoxy) group;

A^1 represents O, S or NR^9 ;

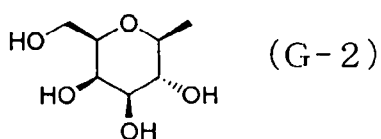
A^2 represents CH or N;

R^9 represents a hydrogen atom or a C_{1-6} alkyl group;

20 G represents a group represented by a formula:



or a formula:



;

E^1 represents a hydrogen atom, a fluoine atom or a hydroxy group;

E^2 represents a hydrogen atom, a fluoine atom, a methyl group or a hydroxymethyl group;

5 [substituent group α]

a halogen atom, a hydroxy group, an amino group, a C_{1-6} alkyl group, a C_{1-6} alkoxy group, a halo(C_{1-6} alkyl) group, a halo(C_{1-6} alkoxy)group, a hydroxy(C_{1-6} alkyl) group, a C_{2-7} alkoxy carbonyl (C_{1-6} alkyl) group, a hydroxy(C_{1-6} alkoxy) group, 10 an amino(C_{1-6} alkyl) group, an amino(C_{1-6} alkoxy) group, a mono or di(C_{1-6} alkyl)amino group, a mono or di[hydroxy(C_{1-6} alkyl)]amino group, a C_{1-6} alkylsulfonyl group, a C_{1-6} alkylsulfonylamino group, a C_{1-6} alkylsulfonylamino(C_{1-6} alkyl) group, a carboxy group, a C_{2-7} alkoxy carbonyl group, a sulfamoyl 15 group and $-\text{CON}(\text{R}^{\text{H}})\text{R}^{\text{I}}$

[substituent group β]

a halogen atom, a hydroxy group, an amino group, a C_{1-6} alkoxy group, a C_{1-6} alkylthio group, a halo(C_{1-6} alkoxy) group, a halo(C_{1-6} alkylthio) group, a hydroxy(C_{1-6} alkoxy) group, a 20 hydroxy(C_{1-6} alkylthio) group, an amino(C_{1-6} alkoxy) group, an amino(C_{1-6} alkylthio) group, a mono or di(C_{1-6} alkyl)amino group, a mono or di[hydroxy(C_{1-6} alkyl)]amino group, an ureido group, a sulfamide group, a mono or di(C_{1-6} alkyl)ureido group, a mono or di[hydroxy(C_{1-6} alkyl)]ureido group, a mono or di(C_{1-6} 25 alkyl)sulfamide group, a mono or di[hydroxy(C_{1-6} alkyl)]-sulfamide group, a C_{2-7} acylamino group, an amino(C_{2-7} acylamino) group, a C_{1-6} alkylsulfonyl group, a C_{1-6} alkylsulfonylamino

group, a carbamoyl(C₁₋₆ alkylsulfonylamino) group, a carboxy group, a C₂₋₇ alkoxy carbonyl group, -CON(R^H)R^I, and any of the following substituents (xxxvii) to (xxxviii) which may have 1 to 3 substituents selected from the above substituent group

5 α;

(xxxvii) a C₆₋₁₀ aryl group, (xxxviii) C₆₋₁₀ aryl-O-, (xxxix) a C₆₋₁₀ aryl(C₁₋₆ alkoxy) group, (xxxx) a C₆₋₁₀ aryl(C₁₋₆ alkylthio) group, (xxxxi) a heteroaryl group, (xxxxii) heteroaryl-O-, (xxxxiii) a C₃₋₇ cycloalkyl group, (xxxxiv) C₃₋₇ cycloalkyl-O-, (xxxxv) a heterocycloalkyl group, (xxxxvi) heterocycloalkyl-O-, (xxxxvii) an aliphatic cyclic amino group or (xxxxviii) an aromatic cyclic amino group

R^H and R^I independently represent a hydrogen atom or a C₁₋₆ alkyl group which may have 1 to 3 substituents selected from the following substituent group γ;

or both of R^H and R^I bind together with the neighboring nitrogen atom to form an aliphatic cyclic amino group which may have 1 to 3 substituents selected from the following substituent group δ;

20 [substituent group γ]

a halogen atom, a hydroxy group, an amino group, a C₁₋₆ alkoxy group, a halo(C₁₋₆ alkoxy) group, a hydroxy(C₁₋₆ alkoxy) group, an amino(C₁₋₆ alkoxy) group, a mono or di(C₁₋₆ alkyl) amino group, a mono or di[hydroxy(C₁₋₆ alkyl)] amino group, an ureido group, a sulfamide group, a mono or di(C₁₋₆ alkyl) ureido group, a mono or di[hydroxy(C₁₋₆ alkyl)] ureido group, a mono or di(C₁₋₆ alkyl) sulfamide group, a mono or di[hydroxy(C₁₋₆ alkyl)]-

sulfamide group, a C₂₋₇ acylamino group, an amino (C₂₋₇ acylamino) group, a C₁₋₆ alkylsulfonyl group, a C₁₋₆ alkylsulfonylamino group, a carbamoyl (C₁₋₆ alkylsulfonylamino) group, a carboxy group, a C₂₋₇ alkoxy carbonyl group, a sulfamoyl group and
 5 -CON(R^J)R^K

[substituent group δ]

a halogen atom, a hydroxy group, an amino group, a C₁₋₆ alkyl group, a C₁₋₆ alkoxy group, a halo (C₁₋₆ alkyl) group, a halo (C₁₋₆ alkoxy) group, a hydroxy (C₁₋₆ alkyl) group, a C₂₋₇
 10 alkoxy carbonyl (C₁₋₆ alkyl) group, a hydroxy (C₁₋₆ alkoxy) group, an amino (C₁₋₆ alkyl) group, an amino (C₁₋₆ alkoxy) group, a mono or di (C₁₋₆ alkyl) amino group, a mono or di [hydroxy (C₁₋₆ alkyl)] amino group, a C₁₋₆ alkylsulfonyl group, a C₁₋₆ alkylsulfonylamino group, a C₁₋₆ alkylsulfonylamino (C₁₋₆ alkyl)
 15 group, a carboxy group, a C₂₋₇ alkoxy carbonyl group, a sulfamoyl group and -CON(R^J)R^K

R^J and R^K independently represent a hydrogen atom or a C₁₋₆ alkyl group which may have any 1 to 3 substituents selected from a hydroxy group, an amino group, a mono or di (C₁₋₆ alkyl) amino
 20 group, a C₂₋₇ alkoxy carbonyl group and a carbamoyl group;

or both of R^J and R^K bind together with the neighboring nitrogen atom to form an aliphatic cyclic amino group which may have any 1 to 3 substituents selected from a hydroxy group, an amino group, a mono or di (C₁₋₆ alkyl) amino group, a C₁₋₆ alkyl
 25 group, a hydroxy (C₁₋₆ alkyl) group, a C₂₋₇ alkoxy carbonyl group, a C₂₋₇ alkoxy carbonyl (C₁₋₆ alkyl) group and a carbamoyl group, or a pharmaceutically acceptable salt thereof, or a prodrug

thereof;

[2] a fused heterocyclic derivative as described in the above [1], wherein Q represents a methylene group, an ethylene group, -OCH₂-, -CH₂O-, -SCH₂- or -CH₂S-, or a pharmaceutically acceptable salt thereof, or a prodrug thereof;

[3] a fused heterocyclic derivative as described in the above [2], wherein Q represents an ethylene group, or a pharmaceutically acceptable salt thereof, or a prodrug thereof;

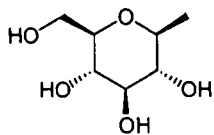
[4] a fused heterocyclic derivative as described in the above [2], wherein Q represents a methylene group, or a pharmaceutically acceptable salt thereof, or a prodrug thereof;

[5] a fused heterocyclic derivative as described in the above [1], wherein R⁵ and R⁶ independently represent a hydrogen atom, a hydroxy group, a halogen atom, a C₁₋₆ alkyl group, a C₂₋₆ alkenyl group, a C₂₋₆ alkynyl group, a C₁₋₆ alkoxy group, a C₂₋₆ alkenyloxy group, a C₁₋₆ alkylthio group, a C₂₋₆ alkenylthio group, a halo(C₁₋₆ alkyl) group, a halo(C₁₋₆ alkoxy) group, a halo(C₁₋₆ alkylthio) group, a hydroxy(C₁₋₆ alkyl) group, a hydroxy(C₂₋₆ alkenyl) group, a hydroxy(C₁₋₆ alkoxy) group or a hydroxy(C₁₋₆ alkylthio) group, or a pharmaceutically acceptable salt thereof, or a prodrug thereof;

[6] a fused heterocyclic derivative as described in any one of the above [1] to [5], wherein the ring A represents a benzene ring or a pyridine ring, or a pharmaceutically acceptable salt thereof, or a prodrug thereof;

[7] a fused heterocyclic derivative as described in any one of the above [1] to [6], wherein G represents a group

represented by the formula:



, or a pharmaceutically acceptable salt thereof, or a prodrug thereof;

5 [8] a pharmaceutical composition comprising as an active ingredient a fused heterocyclic derivative as described in any one of the above [1] to [7], or a pharmaceutically acceptable salt thereof, or a prodrug thereof;

10 [9] a human SGLT inhibitor comprising as an active ingredient a fused heterocyclic derivative as described in any one of the above [1] to [7], or a pharmaceutically acceptable salt thereof, or a prodrug thereof;

[10] a human SGLT inhibitor as described in the above [9], wherein the SGLT is SGLT1 and/or SGLT2;

15 [11] a human SGLT inhibitor as described in the above [9], which is an agent for the inhibition of postprandial hyperglycemia;

[12] a human SGLT inhibitor as described in the above [9], which is an agent for the prevention or treatment of a disease
20 associated with hyperglycemia;

[13] a human SGLT inhibitor as described in the above [12], wherein the disease associated with hyperglycemia is a disease selected from the group consisting of diabetes, impaired glucose tolerance, diabetic complications, obesity, hyperinsulinemia,
25 hyperlipidemia, hypercholesterolemia, hypertriglyceridemia,

lipid metabolism disorder, atherosclerosis, hypertension, congestive heart failure, edema, hyperuricemia and gout;

[14] a human SGLT inhibitor as described in the above [9], which is an agent for the inhibition of advancing impaired glucose
5 tolerance into diabetes in a subject;

[15] a pharmaceutical composition as described in the above [8], wherein the dosage form is sustained release formulation;

[16] a human SGLT inhibitor as described in the above [9], wherein the dosage form is sustained release formulation;

10 [17] a method for the inhibition of postprandial hyperglycemia, which comprises administering an effective amount of a fused heterocyclic derivative as described in any one of the above [1] to [7], or a pharmaceutically acceptable salt thereof, or a prodrug thereof;

15 [18] a method for the prevention or treatment of a disease associated with hyperglycemia, which comprises administering an effective amount of a fused heterocyclic derivative as described in any one of the above [1] to [7], or a pharmaceutically acceptable salt thereof, or a prodrug thereof;

20 [19] a method for the prevention or treatment as described in the above [18], wherein the disease associated with hyperglycemia is a disease selected from the group consisting of diabetes, impaired glucose tolerance, diabetic complications, obesity, hyperinsulinemia, hyperlipidemia, hyper-
25 cholesterolemia, hypertriglyceridemia, lipid metabolism disorder, atherosclerosis, hypertension, congestive heart failure, edema, hyperuricemia and gout;

[20] a method for the inhibition of advancing impaired glucose tolerance into diabetes in a subject, which comprises administering an effective amount of a fused heterocyclic derivative as described in any one of the above [1] to [7], or
5 a pharmaceutically acceptable salt thereof, or a prodrug thereof;

[21] a use of a fused heterocyclic derivative as described in any one of the above [1] to [7], or a pharmaceutically acceptable salt thereof, or a prodrug thereof for the manufacture of a pharmaceutical composition for the inhibition of postprandial
10 hyperglycemia;

[22] a use of a fused heterocyclic derivative as described in any one of the above [1] to [7], or a pharmaceutically acceptable salt thereof, or a prodrug thereof for the manufacture of a pharmaceutical composition for the prevention or treatment of
15 a disease associated with hyperglycemia;

[23] a use as described in the above [22], wherein the disease associated with hyperglycemia is a disease selected from the group consisting of diabetes, impaired glucose tolerance, diabetic complications, obesity, hyperinsulinemia,
20 hyperlipidemia, hypercholesterolemia, hypertriglyceridemia, lipid metabolism disorder, atherosclerosis, hypertension, congestive heart failure, edema, hyperuricemia and gout;

[24] a use of a fused heterocyclic derivative as described in any one of the above [1] to [7], or a pharmaceutically acceptable
25 salt thereof, or a prodrug thereof for the manufacture of a pharmaceutical composition for the inhibition of advancing impaired glucose tolerance into diabetes in a subject;

[25] a pharmaceutical composition as described in the above [8], which comprises combination with at least one member selected from the group consisting of an insulin sensitivity enhancer, a glucose absorption inhibitor, a biguanide, an insulin secretion enhancer, a SGLT2 inhibitor, an insulin or insulin analogue, a glucagon receptor antagonist, an insulin receptor kinase stimulant, a tripeptidyl peptidase II inhibitor, a dipeptidyl peptidase IV inhibitor, a protein tyrosine phosphatase-1B inhibitor, a glycogen phosphorylase inhibitor, a glucose-6-phosphatase inhibitor, a fructose-bisphosphatase inhibitor, a pyruvate dehydrogenase inhibitor, a hepatic gluconeogenesis inhibitor, D-chiroinsitol, a glycogen synthase kinase-3 inhibitor, glucagon-like peptide-1, a glucagon-like peptide-1 analogue, a glucagon-like peptide-1 agonist, amylin, an amylin analogue, an amylin agonist, an aldose reductase inhibitor, an advanced glycation endproducts formation inhibitor, a protein kinase C inhibitor, a γ -aminobutyric acid receptor antagonist, a sodium channel antagonist, a transcript factor NF- κ B inhibitor, a lipid peroxidase inhibitor, an N-acetylated- α -linked-acid-dipeptidase inhibitor, insulin-like growth factor-I, platelet-derived growth factor, a platelet-derived growth factor analogue, epidermal growth factor, nerve growth factor, a carnitine derivative, uridine, 5-hydroxy-1-methylhydantoin, EGB-761, bimoctomol, sulodexide, Y-128, an antidiarrhoics, cathartics, a hydroxymethylglutaryl coenzyme A reductase inhibitor, a fibrate, a β_3 -adrenoceptor agonist, an acyl-coenzyme A cholesterol acyltransferase

inhibitor, probcol, a thyroid hormone receptor agonist, a cholesterol absorption inhibitor, a lipase inhibitor, a microsomal triglyceride transfer protein inhibitor, a lipoxygenase inhibitor, a carnitine palmitoyl-transferase inhibitor, a squalene synthase inhibitor, a low-density lipoprotein receptor enhancer, a nicotinic acid derivative, a bile acid sequestrant, a sodium/bile acid cotransporter inhibitor, a cholesterol ester transfer protein inhibitor, an appetite suppressant, an angiotensin-converting enzyme inhibitor, a neutral endopeptidase inhibitor, an angiotensin II receptor antagonist, an endothelin-converting enzyme inhibitor, an endothelin receptor antagonist, a diuretic agent, a calcium antagonist, a vasodilating antihypertensive agent, a sympathetic blocking agent, a centrally acting antihypertensive agent, an α_2 -adrenoceptor agonist, an antiplatelets agent, a uric acid synthesis inhibitor, a uricosuric agent and a urinary alkalinizer;

[26] a human SGLT inhibitor as described in the above [9], which comprises combination with at least one member selected from the group consisting of an insulin sensitivity enhancer, a glucose absorption inhibitor, a biguanide, an insulin secretion enhancer, a SGLT2 inhibitor, an insulin or insulin analogue, a glucagon receptor antagonist, an insulin receptor kinase stimulant, a tripeptidyl peptidase II inhibitor, a dipeptidyl peptidase IV inhibitor, a protein tyrosine phosphatase-1B inhibitor, a glycogen phosphorylase inhibitor, a glucose-6-phosphatase inhibitor, a fructose-bisphosphatase

inhibitor, a pyruvate dehydrogenase inhibitor, a hepatic gluconeogenesis inhibitor, D-chiroinsitol, a glycogen synthase kinase-3 inhibitor, glucagon-like peptide-1, a glucagon-like peptide-1 analogue, a glucagon-like peptide-1 agonist, amylin, an amylin analogue, an amylin agonist, an aldose reductase inhibitor, an advanced glycation endproducts formation inhibitor, a protein kinase C inhibitor, a γ -aminobutyric acid receptor antagonist, a sodium channel antagonist, a transcript factor NF- κ B inhibitor, a lipid peroxidase inhibitor, an N-acetylated- α -linked-acid-dipeptidase inhibitor, insulin-like growth factor-I, platelet-derived growth factor, a platelet-derived growth factor analogue, epidermal growth factor, nerve growth factor, a carnitine derivative, uridine, 5-hydroxy-1-methylhydantoin, EGB-761, bimoctomol, sulodexide, Y-128, an antidiarrhoics, cathartics, a hydroxymethylglutaryl coenzyme A reductase inhibitor, a fibrate, a β_3 -adrenoceptor agonist, an acyl-coenzyme A cholesterol acyltransferase inhibitor, probcol, a thyroid hormone receptor agonist, a cholesterol absorption inhibitor, a lipase inhibitor, a microsomal triglyceride transfer protein inhibitor, a lipoxygenase inhibitor, a carnitine palmitoyl-transferase inhibitor, a squalene synthase inhibitor, a low-density lipoprotein receptor enhancer, a nicotinic acid derivative, a bile acid sequestrant, a sodium/bile acid cotransporter inhibitor, a cholesterol ester transfer protein inhibitor, an appetite suppressant, an angiotensin-converting enzyme inhibitor, a neutral endopeptidase inhibitor, an angiotensin

II receptor antagonist, an endothelin-converting enzyme inhibitor, an endothelin receptor antagonist, a diuretic agent, a calcium antagonist, a vasodilating antihypertensive agent, a sympathetic blocking agent, a centrally acting

5 antihypertensive agent, an α_2 -adrenoceptor agonist, an antiplatelets agent, a uric acid synthesis inhibitor, a uricosuric agent and a urinary alkalinizer;

[27] a method for the inhibition of postprandial hyperglycemia as described in the above [17], which comprises
10 administering in combination with at least one member selected from the group consisting of an insulin sensitivity enhancer, a glucose absorption inhibitor, a biguanide, an insulin secretion enhancer, a SGLT2 inhibitor, an insulin or insulin analogue, a glucagon receptor antagonist, an insulin receptor kinase
15 stimulant, a tripeptidyl peptidase II inhibitor, a dipeptidyl peptidase IV inhibitor, a protein tyrosine phosphatase-1B inhibitor, a glycogen phosphorylase inhibitor, a glucose-6-phosphatase inhibitor, a fructose-bisphosphatase inhibitor, a pyruvate dehydrogenase inhibitor, a hepatic
20 gluconeogenesis inhibitor, D-chiroinsitol, a glycogen synthase kinase-3 inhibitor, glucagon-like peptide-1, a glucagon-like peptide-1 analogue, a glucagon-like peptide-1 agonist, amylin, an amylin analogue, an amylin agonist, an aldose reductase inhibitor, an advanced glycation endproducts formation
25 inhibitor, a protein kinase C inhibitor, a γ -aminobutyric acid receptor antagonist, a sodium channel antagonist, a transcript factor NF- κ B inhibitor, a lipid peroxidase inhibitor, an

N-acetylated- α -linked-acid-dipeptidase inhibitor,
insulin-like growth factor-I, platelet-derived growth factor,
a platelet-derived growth factor analogue, epidermal growth
factor, nerve growth factor, a carnitine derivative, uridine,
5 5-hydroxy-1-methylhydantoin, EGB-761, bimoctomol, sulodexide,
Y-128, an antidiarrhoics, cathartics, a hydroxymethylglutaryl
coenzyme A reductase inhibitor, a fibrate, a β_3 -adrenoceptor
agonist, an acyl-coenzyme A cholesterol acyltransferase
inhibitor, probcol, a thyroid hormone receptor agonist, a
10 cholesterol absorption inhibitor, a lipase inhibitor, a
microsomal triglyceride transfer protein inhibitor, a
lipoxygenase inhibitor, a carnitine palmitoyl-transferase
inhibitor, a squalene synthase inhibitor, a low-density
lipoprotein receptor enhancer, a nicotinic acid derivative, a
15 bile acid sequestrant, a sodium/bile acid cotransporter
inhibitor, a cholesterol ester transfer protein inhibitor, an
appetite suppressant, an angiotensin-converting enzyme
inhibitor, a neutral endopeptidase inhibitor, an angiotensin
II receptor antagonist, an endothelin-converting enzyme
20 inhibitor, an endothelin receptor antagonist, a diuretic agent,
a calcium antagonist, a vasodilating antihypertensive agent,
a sympathetic blocking agent, a centrally acting
antihypertensive agent, an α_2 -adrenoceptor agonist, an
antiplatelets agent, a uric acid synthesis inhibitor, a
25 uricosuric agent and a urinary alkalinizer;

[28] a method for the prevention or treatment of a disease
associated with hyperglycemia as described in the above [18],

which comprises administering in combination with at least one member selected from the group consisting of an insulin sensitivity enhancer, a glucose absorption inhibitor, a biguanide, an insulin secretion enhancer, a SGLT2 inhibitor, 5 an insulin or insulin analogue, a glucagon receptor antagonist, an insulin receptor kinase stimulant, a tripeptidyl peptidase II inhibitor, a dipeptidyl peptidase IV inhibitor, a protein tyrosine phosphatase-1B inhibitor, a glycogen phosphorylase inhibitor, a glucose-6-phosphatase inhibitor, a 10 fructose-bisphosphatase inhibitor, a pyruvate dehydrogenase inhibitor, a hepatic gluconeogenesis inhibitor, D-chiroinsitol, a glycogen synthase kinase-3 inhibitor, glucagon-like peptide-1, a glucagon-like peptide-1 analogue, a glucagon-like peptide-1 agonist, amylin, an amylin analogue, an amylin agonist, an aldose 15 reductase inhibitor, an advanced glycation endproducts formation inhibitor, a protein kinase C inhibitor, a γ -aminobutyric acid receptor antagonist, a sodium channel antagonist, a transcript factor NF- κ B inhibitor, a lipid peroxidase inhibitor, an *N*-acetylated- α -linked-acid- 20 dipeptidase inhibitor, insulin-like growth factor-I, platelet-derived growth factor, a platelet-derived growth factor analogue, epidermal growth factor, nerve growth factor, a carnitine derivative, uridine, 5-hydroxy-1-methylhydantoin, EGB-761, bimoctomol, sulodexide, Y-128, an antidiarrhoics, 25 cathartics, a hydroxymethylglutaryl coenzyme A reductase inhibitor, a fibrate, a β_3 -adrenoceptor agonist, an acyl-coenzyme A cholesterol acyltransferase inhibitor, probcol,

a thyroid hormone receptor agonist, a cholesterol absorption inhibitor, a lipase inhibitor, a microsomal triglyceride transfer protein inhibitor, a lipoxygenase inhibitor, a carnitine palmitoyl-transferase inhibitor, a squalene synthase inhibitor, a low-density lipoprotein receptor enhancer, a
5 nicotinic acid derivative, a bile acid sequestrant, a sodium/bile acid cotransporter inhibitor, a cholesterol ester transfer protein inhibitor, an appetite suppressant, an angiotensin-converting enzyme inhibitor, a neutral
10 endopeptidase inhibitor, an angiotensin II receptor antagonist, an endothelin-converting enzyme inhibitor, an endothelin receptor antagonist, a diuretic agent, a calcium antagonist, a vasodilating antihypertensive agent, a sympathetic blocking agent, a centrally acting antihypertensive agent, an
15 α_2 -adrenoceptor agonist, an antiplatelets agent, a uric acid synthesis inhibitor, a uricosuric agent and a urinary alkalinizer;

[29] a method for the inhibition of advancing impaired glucose tolerance into diabetes in a subject as described in
20 the above [19], which comprises administering in combination with at least one member selected from the group consisting of an insulin sensitivity enhancer, a glucose absorption inhibitor, a biguanide, an insulin secretion enhancer, a SGLT2 inhibitor, an insulin or insulin analogue, a glucagon receptor antagonist,
25 an insulin receptor kinase stimulant, a tripeptidyl peptidase II inhibitor, a dipeptidyl peptidase IV inhibitor, a protein tyrosine phosphatase-1B inhibitor, a glycogen phosphorylase

inhibitor, a glucose-6-phosphatase inhibitor, a fructose-bisphosphatase inhibitor, a pyruvate dehydrogenase inhibitor, a hepatic gluconeogenesis inhibitor, D-chiroinsitol, a glycogen synthase kinase-3 inhibitor, glucagon-like peptide-1, 5 a glucagon-like peptide-1 analogue, a glucagon-like peptide-1 agonist, amylin, an amylin analogue, an amylin agonist, an aldose reductase inhibitor, an advanced glycation endproducts formation inhibitor, a protein kinase C inhibitor, a γ -aminobutyric acid receptor antagonist, a sodium channel 10 antagonist, a transcript factor NF- κ B inhibitor, a lipid peroxidase inhibitor, an *N*-acetylated- α -linked-acid-dipeptidase inhibitor, insulin-like growth factor-I, platelet-derived growth factor, a platelet-derived growth factor analogue, epidermal growth factor, nerve growth factor, 15 a carnitine derivative, uridine, 5-hydroxy-1-methylhydantoin, EGB-761, bimoclomol, sulodexide, Y-128, an antidiarrhoics, cathartics, a hydroxymethylglutaryl coenzyme A reductase inhibitor, a fibrate, a β_3 -adrenoceptor agonist, an acyl-coenzyme A cholesterol acyltransferase inhibitor, probcol, 20 a thyroid hormone receptor agonist, a cholesterol absorption inhibitor, a lipase inhibitor, a microsomal triglyceride transfer protein inhibitor, a lipoxygenase inhibitor, a carnitine palmitoyl-transferase inhibitor, a squalene synthase inhibitor, a low-density lipoprotein receptor enhancer, a 25 nicotinic acid derivative, a bile acid sequestrant, a sodium/bile acid cotransporter inhibitor, a cholesterol ester transfer protein inhibitor, an appetite suppressant, an

angiotensin-converting enzyme inhibitor, a neutral endopeptidase inhibitor, an angiotensin II receptor antagonist, an endothelin-converting enzyme inhibitor, an endothelin receptor antagonist, a diuretic agent, a calcium antagonist, a vasodilating antihypertensive agent, a sympathetic blocking agent, a centrally acting antihypertensive agent, an α_2 -adrenoceptor agonist, an antiplatelets agent, a uric acid synthesis inhibitor, a uricosuric agent and a urinary alkalinizer;

10 [30] a use of (A) a fused heterocyclic derivative as described in any one of the above [1] to [7], or a pharmaceutically acceptable salt thereof, or a prodrug thereof and (B) at least one member selected from the group consisting of an insulin sensitivity enhancer, a glucose absorption inhibitor, a
15 biguanide, an insulin secretion enhancer, a SGLT2 inhibitor, an insulin or insulin analogue, a glucagon receptor antagonist, an insulin receptor kinase stimulant, a tripeptidyl peptidase II inhibitor, a dipeptidyl peptidase IV inhibitor, a protein tyrosine phosphatase-1B inhibitor, a glycogen phosphorylase
20 inhibitor, a glucose-6-phosphatase inhibitor, a fructose-bisphosphatase inhibitor, a pyruvate dehydrogenase inhibitor, a hepatic gluconeogenesis inhibitor, D-chiroinsitol, a glycogen synthase kinase-3 inhibitor, glucagon-like peptide-1, a glucagon-like peptide-1 analogue, a glucagon-like peptide-1
25 agonist, amylin, an amylin analogue, an amylin agonist, an aldose reductase inhibitor, an advanced glycation endproducts formation inhibitor, a protein kinase C inhibitor, a

γ -aminobutyric acid receptor antagonist, a sodium channel
antagonist, a transcript factor NF- κ B inhibitor, a lipid
peroxidase inhibitor, an *N*-acetylated- α -linked-acid-
dipeptidase inhibitor, insulin-like growth factor-I,
5 platelet-derived growth factor, a platelet-derived growth
factor analogue, epidermal growth factor, nerve growth factor,
a carnitine derivative, uridine, 5-hydroxy-1-methylhydantoin,
EGB-761, bimoclmol, sulodexide, Y-128, an antidiarrhoics,
cathartics, a hydroxymethylglutaryl coenzyme A reductase
10 inhibitor, a fibrate, a β_3 -adrenoceptor agonist, an
acyl-coenzyme A cholesterol acyltransferase inhibitor, probcol,
a thyroid hormone receptor agonist, a cholesterol absorption
inhibitor, a lipase inhibitor, a microsomal triglyceride
transfer protein inhibitor, a lipoxygenase inhibitor, a
15 carnitine palmitoyl-transferase inhibitor, a squalene synthase
inhibitor, a low-density lipoprotein receptor enhancer, a
nicotinic acid derivative, a bile acid sequestrant, a sodium/bile
acid cotransporter inhibitor, a cholesterol ester transfer
protein inhibitor, an appetite suppressant, an
20 angiotensin-converting enzyme inhibitor, a neutral
endopeptidase inhibitor, an angiotensin II receptor antagonist,
an endothelin-converting enzyme inhibitor, an endothelin
receptor antagonist, a diuretic agent, a calcium antagonist,
a vasodilating antihypertensive agent, a sympathetic blocking
25 agent, a centrally acting antihypertensive agent, an
 α_2 -adrenoceptor agonist, an antiplatelets agent, a uric acid
synthesis inhibitor, a uricosuric agent and a urinary alkalinizer,

for the manufacture of a pharmaceutical composition for the inhibition of postprandial hyperglycemia;

[31] a use of (A) a fused heterocyclic derivative as described in any one of the above [1] to [7], or a pharmaceutically acceptable salt thereof, or a prodrug thereof and (B) at least one member selected from the group consisting of an insulin sensitivity enhancer, a glucose absorption inhibitor, a biguanide, an insulin secretion enhancer, a SGLT2 inhibitor, an insulin or insulin analogue, a glucagon receptor antagonist, an insulin receptor kinase stimulant, a tripeptidyl peptidase II inhibitor, a dipeptidyl peptidase IV inhibitor, a protein tyrosine phosphatase-1B inhibitor, a glycogen phosphorylase inhibitor, a glucose-6-phosphatase inhibitor, a fructose-bisphosphatase inhibitor, a pyruvate dehydrogenase inhibitor, a hepatic gluconeogenesis inhibitor, D-chiroinsitol, a glycogen synthase kinase-3 inhibitor, glucagon-like peptide-1, a glucagon-like peptide-1 analogue, a glucagon-like peptide-1 agonist, amylin, an amylin analogue, an amylin agonist, an aldose reductase inhibitor, an advanced glycation endproducts formation inhibitor, a protein kinase C inhibitor, a γ -aminobutyric acid receptor antagonist, a sodium channel antagonist, a transcript factor NF- κ B inhibitor, a lipid peroxidase inhibitor, an *N*-acetylated- α -linked-acid-dipeptidase inhibitor, insulin-like growth factor-I, platelet-derived growth factor, a platelet-derived growth factor analogue, epidermal growth factor, nerve growth factor, a carnitine derivative, uridine, 5-hydroxy-1-methylhydantoin,

EGB-761, bimocloamol, sulodexide, Y-128, an antidiarrhoics, cathartics, a hydroxymethylglutaryl coenzyme A reductase inhibitor, a fibrate, a β_3 -adrenoceptor agonist, an acyl-coenzyme A cholesterol acyltransferase inhibitor, probcol, 5 a thyroid hormone receptor agonist, a cholesterol absorption inhibitor, a lipase inhibitor, a microsomal triglyceride transfer protein inhibitor, a lipoxygenase inhibitor, a carnitine palmitoyl-transferase inhibitor, a squalene synthase inhibitor, a low-density lipoprotein receptor enhancer, a 10 nicotinic acid derivative, a bile acid sequestrant, a sodium/bile acid cotransporter inhibitor, a cholesterol ester transfer protein inhibitor, an appetite suppressant, an angiotensin-converting enzyme inhibitor, a neutral endopeptidase inhibitor, an angiotensin II receptor antagonist, 15 an endothelin-converting enzyme inhibitor, an endothelin receptor antagonist, a diuretic agent, a calcium antagonist, a vasodilating antihypertensive agent, a sympathetic blocking agent, a centrally acting antihypertensive agent, an α_2 -adrenoceptor agonist, an antiplatelets agent, a uric acid 20 synthesis inhibitor, a uricosuric agent and a urinary alkalinizer, for the manufacture of a pharmaceutical composition for the prevention or treatment of a disease associated with hyperglycemia;

[32] a use of (A) a fused heterocyclic derivative as 25 described in any one of the above [1] to [7], or a pharmaceutically acceptable salt thereof, or a prodrug thereof and (B) at least one member selected from the group consisting of an insulin

sensitivity enhancer, a glucose absorption inhibitor, a biguanide, an insulin secretion enhancer, a SGLT2 inhibitor, an insulin or insulin analogue, a glucagon receptor antagonist, an insulin receptor kinase stimulant, a tripeptidyl peptidase
5 II inhibitor, a dipeptidyl peptidase IV inhibitor, a protein tyrosine phosphatase-1B inhibitor, a glycogen phosphorylase inhibitor, a glucose-6-phosphatase inhibitor, a fructose-bisphosphatase inhibitor, a pyruvate dehydrogenase inhibitor, a hepatic gluconeogenesis inhibitor, D-chiroinsitol,
10 a glycogen synthase kinase-3 inhibitor, glucagon-like peptide-1, a glucagon-like peptide-1 analogue, a glucagon-like peptide-1 agonist, amylin, an amylin analogue, an amylin agonist, an aldose reductase inhibitor, an advanced glycation endproducts formation inhibitor, a protein kinase C inhibitor, a
15 γ -aminobutyric acid receptor antagonist, a sodium channel antagonist, a transcript factor NF- κ B inhibitor, a lipid peroxidase inhibitor, an *N*-acetylated- α -linked-acid-dipeptidase inhibitor, insulin-like growth factor-I, platelet-derived growth factor, a platelet-derived growth
20 factor analogue, epidermal growth factor, nerve growth factor, a carnitine derivative, uridine, 5-hydroxy-1-methylhydantoin, EGB-761, bimoclomol, sulodexide, Y-128, an antidiarrhoics, cathartics, a hydroxymethylglutaryl coenzyme A reductase inhibitor, a fibrate, a β_3 -adrenoceptor agonist, an
25 acyl-coenzyme A cholesterol acyltransferase inhibitor, probcol, a thyroid hormone receptor agonist, a cholesterol absorption inhibitor, a lipase inhibitor, a microsomal triglyceride

transfer protein inhibitor, a lipoxygenase inhibitor, a carnitine palmitoyl-transferase inhibitor, a squalene synthase inhibitor, a low-density lipoprotein receptor enhancer, a nicotinic acid derivative, a bile acid sequestrant, a sodium/bile acid cotransporter inhibitor, a cholesterol ester transfer protein inhibitor, an appetite suppressant, an angiotensin-converting enzyme inhibitor, a neutral endopeptidase inhibitor, an angiotensin II receptor antagonist, an endothelin-converting enzyme inhibitor, an endothelin receptor antagonist, a diuretic agent, a calcium antagonist, a vasodilating antihypertensive agent, a sympathetic blocking agent, a centrally acting antihypertensive agent, an α_2 -adrenoceptor agonist, an antiplatelets agent, a uric acid synthesis inhibitor, a uricosuric agent and a urinary alkalinizer, for the manufacture of a pharmaceutical composition for the inhibition of advancing impaired glucose tolerance into diabetes in a subject; and the like.

In the present invention, the term "C₁₋₆ alkyl group" means a straight-chained or branched alkyl group having 1 to 6 carbon atoms such as a methyl group, an ethyl group, a propyl group, an isopropyl group, a butyl group, an isobutyl group, a sec-butyl group, a tert-butyl group, a pentyl group, an isopentyl group, a neopentyl group, a tert-pentyl group, a hexyl group or the like; the term "C₁₋₆ alkylene group" or "-C₁₋₆ alkylene-" means a straight-chained or branched alkylene group having 1 to 6 carbon atoms such as a methylene group, an ethylene group, a trimethylene group, a tetramethylene group, a propylene group, a

1,1-dimethylethylene group or the like; and the term "C₁₋₄ alkylene group" or "-C₁₋₄ alkylene-" means a straight-chained or branched alkylene group having 1 to 4 carbon atoms such as a methylene group, an ethylene group, a trimethylene group, a tetramethylene group, a propylene group, a 1,1-dimethylethylene group or the like. The term "hydroxy(C₁₋₆ alkyl) group" means the above C₁₋₆ alkyl group substituted by a hydroxy group; the term "dihydroxy(C₁₋₆ alkyl) group" means the above C₁₋₆ alkyl group substituted by two hydroxy groups such as a 2,3-dihydroxypropyl group, a 1,3-dihydroxy-2-propyl group or the like; the term "amino(C₁₋₆ alkyl) group" means the above C₁₋₆ alkyl group substituted by an amino group such as an aminomethyl group, a 2-aminoethyl group or the like; the term "carbamoyl(C₁₋₆ alkyl) group" means the above C₁₋₆ alkyl group substituted by a carbamoyl group; and the term "carboxy(C₁₋₆ alkyl) group" means the above C₁₋₆ alkyl group substituted by a carboxy group.

The term "C₁₋₆ alkoxy group" means a straight-chained or branched alkoxy group having 1 to 6 carbon atoms such as a methoxy group, an ethoxy group, a propoxy group, an isopropoxy group, a butoxy group, an isobutoxy group, a *sec*-butoxy group, a *tert*-butoxy group, a pentyloxy group, an isopentyloxy group, a neopentyloxy group, a *tert*-pentyloxy group, a hexyloxy group or the like; the term "hydroxy(C₁₋₆ alkoxy) group" means the above C₁₋₆ alkoxy group substituted by a hydroxy group; the term "carboxy(C₁₋₆ alkoxy) group" means the above C₁₋₆ alkoxy group substituted by a carboxy group; the term "carbamoyl(C₁₋₆ alkoxy) group" means the above C₁₋₆ alkoxy group substituted by a

carbamoyl group; and the term "amino(C₁₋₆ alkoxy) group" means the above C₁₋₆ alkoxy group substituted by an amino group. The term "C₁₋₆ alkylthio group" means a straight-chained or branched alkylthio group having 1 to 6 carbon atoms such as a methylthio group, an ethylthio group, a propylthio group, an isopropylthio group, a butylthio group, an isobutylthio group, a *sec*-butylthio group, a *tert*-butylthio group, a pentylthio group, an isopentylthio group, a neopentylthio group, a *tert*-pentylthio group, a hexylthio group or the like; the term "hydroxy(C₁₋₆ alkylthio) group" means the above C₁₋₆ alkylthio group substituted by a hydroxy group; the term "carboxy(C₁₋₆ alkylthio) group" means the above C₁₋₆ alkylthio group substituted by a carboxy group; and the term "amino(C₁₋₆ alkylthio) group" means the above C₁₋₆ alkylthio group substituted by an amino group.

The term "C₂₋₆ alkenyl group" means a straight-chained or branched alkenyl group having 2 to 6 carbon atoms such as a vinyl group, an allyl group, a 1-propenyl group, an isopropenyl group, a 1-butenyl group, a 2-butenyl group, a 2-methylallyl group or the like; the term "C₂₋₆ alkenylene group" or "-C₂₋₆ alkenylene-" means a straight-chained or branched alkenylene group having 2 to 6 carbon atoms such as a vinylene group, a propenylene group or the like; the term "C₂₋₄ alkenylene group" means a straight-chained or branched alkenylene group having 2 to 4 carbon atoms such as a vinylene group, a propenylene group or the like; the term "hydroxy(C₂₋₆ alkenyl) group" means the above C₂₋₆ alkenyl group substituted by a hydroxy group; the term "carboxy(C₂₋₆ alkenyl) group" means the above C₂₋₆ alkenyl

group substituted by a carboxy group; the term "cyano(C₂₋₆ alkenyl) group" means the above C₂₋₆ alkenyl group substituted by a cyano group; the term "C₂₋₆ alkenyloxy group" means a straight-chained or branched alkenyloxy group having 2 to 6
5 carbon atoms such as a vinyloxy group, an allyloxy group, a 1-propenyloxy group, an isopropenyloxy group, a 1-butenyloxy group, a 2-butenyloxy group, a 2-methylallyloxy group or the like; the term "C₂₋₆ alkenylthio group" means a straight-chained or branched alkenylthio group having 2 to 6 carbon atoms such
10 as a vinylthio group, an allylthio group, a 1-propenylthio group, an isopropenylthio group, a 1-butenylthio group, a 2-butenylthio group, a 2-methylallylthio group or the like; the term "C₂₋₆ alkynyl group" means a straight-chained or branched alkynyl group having 2 to 6 carbon atoms such as an ethynyl group, a 2-propynyl
15 group or the like; and the term "-C₂₋₄ alkynylene-" means a straight-chained or branched alkynylene group having 2 to 4 carbon atoms such as an ethynylene group, a propynylene group or the like.

The term "mono or di(C₁₋₆ alkyl)amino group" means an
20 amino group mono-substituted by the above C₁₋₆ alkyl group or di-substituted by the same or different C₁₋₆ alkyl groups as defined above; the term "mono or di(C₁₋₆ alkyl)amino(C₁₋₆ alkyl) group" means the above C₁₋₆ alkyl group substituted by the above mono or di(C₁₋₆ alkyl)amino group; the term "mono or di(C₁₋₆ alkyl)amino(C₁₋₆ alkoxy) group" means the above C₁₋₆ alkoxy group
25 substituted by the above mono or di(C₁₋₆ alkyl)amino group; the term "mono or di[hydroxy(C₁₋₆ alkyl)]amino group" means an amino

group mono-substituted by the above hydroxy(C₁₋₆ alkyl) group or di-substituted by any of the above hydroxy(C₁₋₆ alkyl) groups; the term "mono or di(C₁₋₆ alkyl)ureido group" means an ureido group mono-substituted by the above C₁₋₆ alkyl group or

5 di-substituted by any of the above C₁₋₆ alkyl groups; the term "mono or di[hydroxy(C₁₋₆ alkyl)]ureido group" means an ureido group mono-substituted by the above hydroxy(C₁₋₆ alkyl) group or di-substituted by any of the above hydroxy(C₁₋₆ alkyl) groups; the term "mono or di(C₁₋₆ alkyl)sulfamide group" means a sulfamide

10 group mono-substituted by the above C₁₋₆ alkyl group or di-substituted by any of the above C₁₋₆ alkyl groups; the term "mono or di[hydroxy(C₁₋₆ alkyl)]sulfamide group" means a sulfamide group mono-substituted by the above hydroxy(C₁₋₆ alkyl) group or di-substituted by any of the above hydroxy(C₁₋₆ alkyl) groups;

15 alkyl) groups; the term "C₂₋₇ acyl group" means a straight-chained or branched acyl group having 2 to 7 carbon atoms such as an acetyl group, a propionyl group, a butyryl group, an isobutyryl group, a valeryl group, a pivaloyl group, a hexanoyl group or the like; the term "C₂₋₇ acylamino group" means an amino group

20 substituted by the above C₂₋₇ acyl group; and the term "amino(C₂₋₇ acylamino) group" means the above C₂₋₇ acylamino group substituted by an amino group, such as a 2-aminoacetylamino group, a 3-aminopropionylamino group or the like. The term "C₁₋₆ alkyl-sulfinyl group" means a straight-chained or branched alkyl-

25 sulfinyl group having 1 to 6 carbon atoms such as a methylsulfinyl group, an ethylsulfinyl group or the like; the term "C₁₋₆ alkyl-sulfonyl group" means a straight-chained or branched alkyl-

sulfonyl group having 1 to 6 carbon atoms such as a methanesulfonyl group, an ethanesulfonyl group or the like; the term "C₁₋₆ alkylsulfonylamino group" means an amino group substituted by the above C₁₋₆ alkylsulfonyl group; the term "carbamoyl (C₁₋₆ alkylsulfonylamino) group" means the above C₁₋₆ alkylsulfonylamino group substituted by a carbamoyl group, such as a carbamoylmethanesulfonylamino group or the like; and the term "C₁₋₆ alkylsulfonylamino (C₁₋₆ alkyl) group" means the above C₁₋₆ alkyl group substituted by the above C₁₋₆ alkylsulfonylamino group.

The term "halogen atom" means a fluorine atom, a chlorine atom, a bromine atom or an iodine atom; the term "halo (C₁₋₆ alkyl) group" means the above C₁₋₆ alkyl group substituted by any 1 to 3 halogen atoms as defined above; the term "halo (C₁₋₆ alkoxy) group" means the above C₁₋₆ alkoxy group substituted by any 1 to 3 halogen atoms as defined above; and the term "halo (C₁₋₆ alkylthio) group" means the above C₁₋₆ alkylthio group substituted by any 1 to 3 halogen atoms as defined above. The term "C₂₋₇ alkoxy carbonyl group" means a straight-chained or branched alkoxy carbonyl group having 2 to 7 carbon atoms such as a methoxycarbonyl group, an ethoxycarbonyl group, a propoxycarbonyl group, an isopropoxycarbonyl group, a butoxycarbonyl group, an isobutyloxycarbonyl group, a *sec*-butoxycarbonyl group, a *tert*-butoxycarbonyl group, a pentyloxycarbonyl group, an isopentyloxycarbonyl group, a neopentyloxycarbonyl group, a *tert*-pentyloxycarbonyl group, a hexyloxycarbonyl group or the like; the term "C₂₋₇ alkoxy carbonyl (C₁₋₆ alkyl) group" means

the above C₁₋₆ alkyl group substituted by the above C₂₋₇ alkoxy carbonyl group; the term "C₂₋₇ alkoxy carbonyl (C₁₋₆ alkoxy) group" means the above C₁₋₆ alkoxy group substituted by the above C₂₋₇ alkoxy carbonyl group; the term "C₂₋₇ alkoxy carbonyl (C₁₋₆ alkylthio) group" means the above C₁₋₆ alkylthio group substituted by the above C₂₋₇ alkoxy carbonyl group; and the term "C₂₋₇ alkoxy carbonyl (C₂₋₆ alkenyl) group" means the above C₂₋₆ alkenyl group substituted by the above C₂₋₇ alkoxy carbonyl group.

The term "C₃₋₇ cycloalkyl group" or "C₃₋₇ cycloalkyl-" means a cyclopropyl group, a cyclobutyl group, a cyclopentyl group, a cyclohexyl group or a cycloheptyl group; the term "C₃₋₇ cycloalkyloxy group" means a hydroxy group substituted by the above C₃₋₇ cycloalkyl group; the term "C₃₋₇ cycloalkyl (C₁₋₆ alkyl) group" means the above C₁₋₆ alkyl group substituted by the above C₃₋₇ cycloalkyl group; the term "C₃₋₇ cycloalkyl (C₁₋₆ alkoxy) group" means the above C₁₋₆ alkoxy group substituted by the above C₃₋₇ cycloalkyl group; and the term "C₃₋₇ cycloalkyl (C₁₋₆ alkylthio) group" means the above C₁₋₆ alkylthio group substituted by the above C₃₋₇ cycloalkyl group. The term "heterocycloalkyl group" or "heterocycloalkyl-" means a 3 to 7-membered aliphatic heterocyclic group containing any 1 or 2 hetero atoms other than the binding position selected from an oxygen atom, a sulfur atom and a nitrogen atom in the ring, which is derived from morpholine, thiomorpholine, tetrahydrofuran, tetrahydropyran, aziridine, azetidione, pyrrolidone, imidazolidone, oxazoline, piperidine, piperazine, pyrazolidone, pyrroline, imidazoline or the like, or a 5 or 6-membered aliphatic

heterocyclic group fused with a 6-membered ring containing any 1 or 2 hetero atoms other than the binding position selected from an oxygen atom, a sulfur atom and a nitrogen atom in the ring, which is derived from indoline, isoindoline,

5 tetrahydroindoline, tetrahydroisoindoline, hexahydroindoline, hexahydroisoindoline or the like. The term

"heterocycloalkyl (C₁₋₆ alkyl) group" means the above C₁₋₆ alkyl group substituted by the above heterocycloalkyl group; the term

10 "heterocycloalkyl (C₁₋₆ alkoxy) group" means the above C₁₋₆ alkoxy group substituted by the above heterocycloalkyl group; and the term "heterocycloalkyl (C₁₋₆ alkylthio) group" means the above C₁₋₆ alkylthio group substituted by the above heterocycloalkyl group.

The term "C₆₋₁₀ aryl group" or "C₆₋₁₀ aryl-" means an
15 aromatic cyclic hydrocarbon group having 6 or 10 carbon atoms such as a phenyl group, a naphthyl group or the like; the term "C₆₋₁₀ aryl (C₁₋₆ alkyl) group" means the above C₁₋₆ alkyl group substituted by the above C₆₋₁₀ aryl group; the term "C₆₋₁₀ aryl (C₁₋₆ alkoxy) group" means the above C₁₋₆ alkoxy group
20 substituted by the above C₆₋₁₀ aryl group; and the term "C₆₋₁₀ aryl (C₁₋₆ alkylthio) group" means the above C₁₋₆ alkylthio group substituted by the above C₆₋₁₀ aryl group. The term "C₆₋₁₀ arylsulfonylamino group" means a sulfonylamino group having the above C₆₋₁₀ aryl group, such as a benzenesulfonylamino group
25 or the like; the term "C₆₋₁₀ aryl (C₂₋₇ alkoxy carbonyl) group" means the above C₂₋₇ alkoxy carbonyl group substituted by the above C₆₋₁₀ aryl group; and the term "heteroaryl group" or

"heteroaryl-" means a 5 or 6-membered aromatic heterocyclic group containing any 1 to 4 hetero atoms other than the binding position selected from an oxygen atom, a sulfur atom and a nitrogen atom in the ring, which is derived from thiazole, oxazole, isothiazole, isooxazole, pyridine, pyrimidine, pyrazine, pyridazine, pyrrole, thiophene, imidazole, pyrazole, oxadiazole, thiodiazole, tetrazole, furazan or the like, or a 5 or 6-membered aromatic heterocyclic group fused with a 6-membered aromatic ring containing any 1 to 4 hetero atoms other than the binding position selected from an oxygen atom, a sulfur atom and a nitrogen atom in the ring, which is derived from indole, isoindole, benzofuran, isobenzofuran, benzothiophen, benzooxazole, benzothiazole, indazole, benzoimidazole, quinoline, isoquinoline, phthalazine, quinoxaline, quinazoline, cinnoline, indolizine, naphthyridine, pteridine or the like. The term "heteroaryl(C₁₋₆ alkyl) group" means the above C₁₋₆ alkyl group substituted by the above heteroaryl group; the term "heteroaryl(C₁₋₆ alkoxy) group" means the above C₁₋₆ alkoxy group substituted by the above heteroaryl group; and the term "heteroaryl(C₁₋₆ alkylthio) group" means the above C₁₋₆ alkylthio group substituted by the above heteroaryl group.

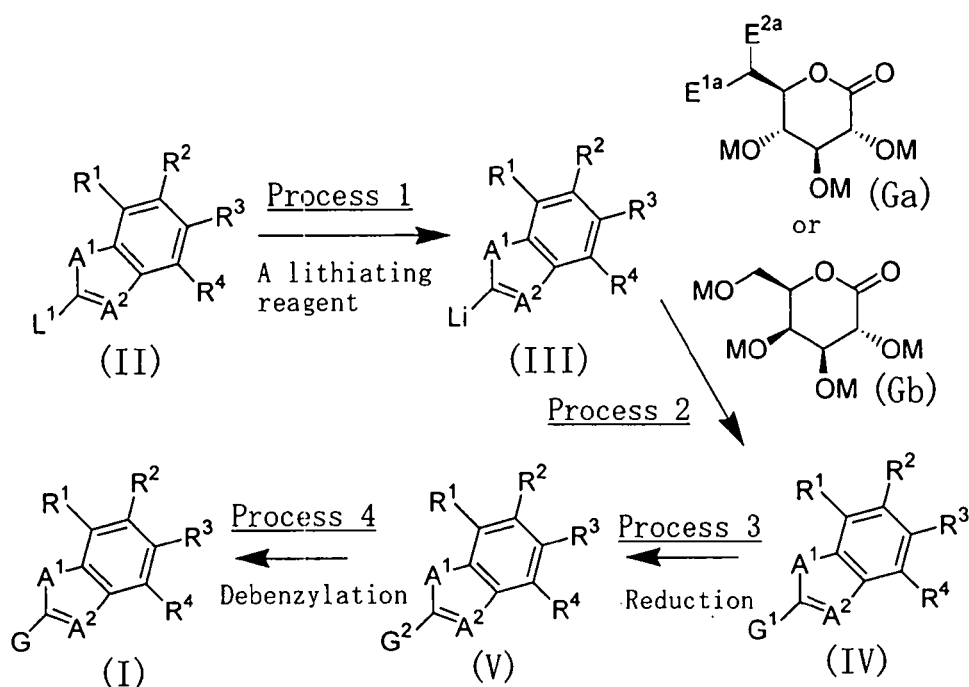
The term "aliphatic cyclic amino group" means a 5 or 6-membered aliphatic cyclic amino group which may contain one hetero atom other than the nitrogen atom at the binding position selected from an oxygen atom, a sulfur atom and nitrogen atom in the ring, such as a morpholino group, a thiomorpholino group, a 1-aziridinyl group, a 1-azetidinyll group, a 1-pyrrolidinyl

group, a piperidino group, a 1-imidazolidinyl group, a
1-piperazinyl group, a pyrazolidinyl group or the like; the term
"aromatic cyclic amino group" means a 5-membered aromatic cyclic
amino group which may contain 1 to 3 nitrogen atoms in the ring
5 other than the nitrogen atom at the binding position, such as
a 1-imidazolyl group, a 1-pyrrolyl group, a pyrazolyl group,
a 1-tetrazolyl group or the like; the term "aromatic cyclic
amino(C₁₋₆ alkyl) group" means the above C₁₋₆ alkyl group
substituted by the above aromatic cyclic amino group; the term
10 "aromatic cyclic amino(C₁₋₆ alkoxy) group" means the above C₁₋₆
alkoxy group substituted by the above aromatic cyclic amino
group; and the term "aromatic cyclic amino(C₁₋₆ alkylthio) group"
means the above C₁₋₆ alkylthio group substituted by the above
aromatic cyclic amino group.

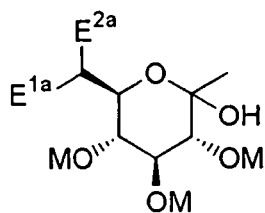
15 The term "hydroxy-protective group" means a
hydroxy-protective group used in general organic synthesis such
as a methyl group, a benzyl group, a methoxymethyl group, an
acetyl group, a pivaloyl group, a benzoyl group, a
tert-butyldimethylsilyl group, a tert-butyldiphenylsilyl group,
20 an allyl group or the like; the term "amino-protective group"
means an amino-protective group used in general organic synthesis
such as a benzyloxycarbonyl group, a tert-butoxycarbonyl group,
a benzyl group, an acetyl group, a trifluoroacetyl group or the
like; and the term "carboxy-protective group" means a
25 carboxy-protective group used in general organic synthesis such
as a methyl group, an ethyl group, a benzyl group, a
tert-butyldimethylsilyl group, an allyl group or the like. In

addition, in the substituent Q, the left-hand bond means a bond bound to a nitrogen-containing fused ring and the right-hand bond means a bond bound to a ring A.

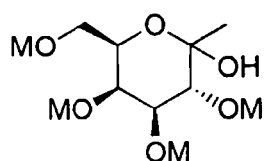
The compounds represented by the above general formula (I) of the present invention can be prepared according to the following procedures or analogous procedures thereof, or other procedures described in literatures or analogous procedures thereof.



10 In the formula, E^{1a} represents a hydrogen atom, a fluorine atom or a benzyloxy group; E^{2a} represents a hydrogen atom, a fluorine atom, a methyl group or a benzyloxymethyl group; L¹ represents a hydrogen atom, a chlorine atom, a bromine atom or an iodine atom; M represents a benzyl group; G¹ represents a
 15 group represented by a formula:



or a formula:



wherein M, E^{1a} and E^{2a} have the same meanings as defined above;

5 G² represents the above G with a hydroxy group protected by a benzyl group; R¹ to R⁴, A¹, A² and G have the same meanings as defined above and with the proviso that in the case that there are a hydroxy group, an amino group and/or a carboxy group in each compound, a compound having a protective group can be suitably
10 used.

Process 1

A compound represented by the above general formula (III) can be prepared by subjecting a compound represented by the above
15 general formula (II) to lithiation using a lithiating reagent such as *n*-butyllithium, *sec*-butyllithium, *tert*-butyllithium, lithium diisopropylamide or the like in an inert solvent. As the solvent used, for example, tetrahydrofuran, diethyl ether, a mixed solvent thereof and the like can be illustrated. The reaction
20 temperature is usually from -100°C to room temperature, and the reaction time is usually from 1 minute to 3 hours, varying based on a used starting material, solvent and reaction temperature.

Process 2

A compound represented by the above general formula (IV) can be prepared by subjecting a compound represented by the above general formula (III) to condensation with a sugar lactone represented by the above general formula (Ga) or (Gb) in an inert solvent. As the solvent used, for example, tetrahydrofuran, diethyl ether, a mixed solvent thereof and the like can be illustrated. The reaction temperature is usually from -100°C to room temperature, and the reaction time is usually from 5 minutes to 5 hours, varying based on a used starting material, solvent and reaction temperature.

Process 3

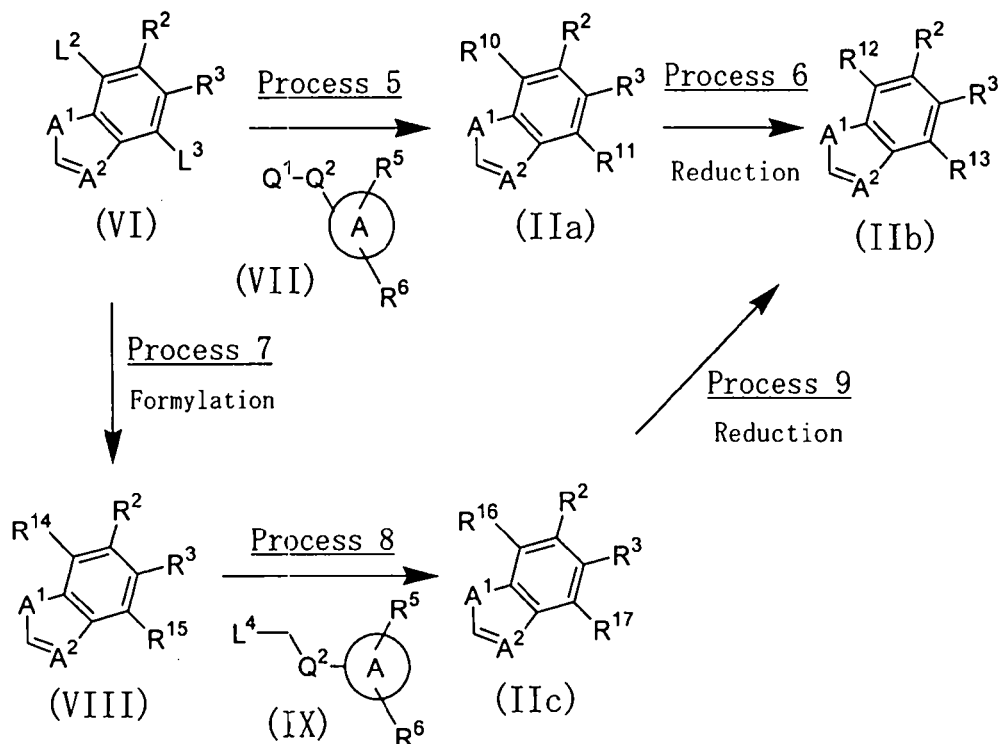
A compound represented by the above general formula (V) can be prepared by subjecting a compound represented by the above general formula (IV) to reduction to remove a hydroxy group at the anomer-position using a reagent such as triethylsilane, triisopropylsilane or the like in the presence of boron trifluoride-diethyl ether complex in an inert solvent. As the solvent used, for example, acetonitrile, dichloromethane, 1,2-dichloroethane, a mixed solvent thereof and the like can be illustrated. The reaction temperature is usually from -20°C to room temperature, and the reaction time is usually from 30 minutes to 1 day, varying based on a used starting material, solvent and reaction temperature.

Process 4

A compound represented by the above general formula (I) of the present invention can be prepared by subjecting a compound represented by the above general formula (V): 1) to catalytic
5 hydrogenation using a palladium catalyst such as palladium-carbon powder or the like in an inert solvent or 2) to treatment using a reagent such as ethanethiol in the presence of an acid such as boron trifluoride-diethyl ether complex to remove the benzyl group in an inert solvent. As the solvent used in the catalytic
10 hydrogenation, for example, methanol, ethanol, ethyl acetate, tetrahydrofuran, acetic acid, a mixed solvent thereof and the like can be illustrated. The reaction temperature is usually from 0°C to reflux temperature, and the reaction time is usually from 1 hour to 2 days, varying based on a used starting material,
15 solvent and reaction temperature. As the solvent used in the acid treatment, for example, dichloromethane, 1,2-dichloroethane, acetonitrile, a mixed solvent thereof and the like can be illustrated. The temperature is usually from 0°C to reflux temperature, and the reaction time is usually from 30 minutes
20 to 1 day, varying based on a used starting material, solvent and reaction temperature.

The starting materials used in the above manufacturing methods can be prepared according to procedures described in literatures or analogous procedures thereof. In addition, of
25 the compounds represented by the above general formula (II), a compound represented by the following general formula (IIa), (IIb) or (IIc) can be also prepared according to the following

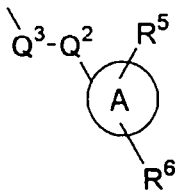
Processes 5 to 9.



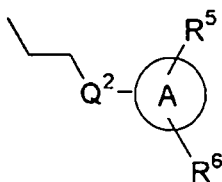
In the formula, one of L^2 and L^3 represents a hydrogen atom, a chlorine atom, a bromine atom or an iodine atom; and the other represents a hydrogen atom, a halogen atom, a C_{1-6} alkyl group, a halo(C_{1-6} alkyl) group, a hydroxy(C_{1-6} alkyl) group, a dihydroxy(C_{1-6} alkyl) group, a C_{1-6} alkoxy group, a C_{2-7} alkoxy carbonyl (C_{1-6} alkyl) group, a carboxy(C_{1-6} alkyl) group, a C_{3-7} cycloalkyl group or a C_{3-7} cycloalkyl (C_{1-6} alkyl) group;

5 L^4 represents $-P(=O)(OR^0)_2$ or $-P^+(PPh_3)_3X^-$; R^0 represents a C_{1-6} alkyl group; Ph represents a phenyl group; X represents a chlorine atom, a bromine atom or an iodine atom; one of R^{10} and R^{11} represents a group represented by a general formula:

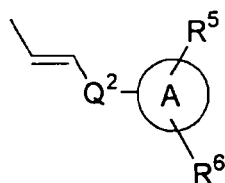
10



, and the other represents a hydrogen atom, a halogen atom, a C₁₋₆ alkyl group, a halo(C₁₋₆ alkyl) group, a hydroxy(C₁₋₆ alkyl) group, a dihydroxy(C₁₋₆ alkyl) group, a C₁₋₆ alkoxy group, a C₂₋₇ alkoxycarbonyl(C₁₋₆ alkyl) group, a carboxy(C₁₋₆ alkyl) group, a C₃₋₇ cycloalkyl group or a C₃₋₇ cycloalkyl(C₁₋₆ alkyl) group; one of R¹² and R¹³ represents a group represented by a general formula:



, and the other represents a hydrogen atom, a halogen atom, a C₁₋₆ alkyl group, a halo(C₁₋₆ alkyl) group, a hydroxy(C₁₋₆ alkyl) group, a dihydroxy(C₁₋₆ alkyl) group, a C₁₋₆ alkoxy group, a C₂₋₇ alkoxycarbonyl(C₁₋₆ alkyl) group, a carboxy(C₁₋₆ alkyl) group, a C₃₋₇ cycloalkyl group or a C₃₋₇ cycloalkyl(C₁₋₆ alkyl) group; one of R¹⁴ and R¹⁵ represents a formyl group and the other represents a hydrogen atom, a halogen atom, a C₁₋₆ alkyl group, a halo(C₁₋₆ alkyl) group, a hydroxy(C₁₋₆ alkyl) group, a dihydroxy(C₁₋₆ alkyl) group, a C₁₋₆ alkoxy group, a C₂₋₇ alkoxycarbonyl(C₁₋₆ alkyl) group, a carboxy(C₁₋₆ alkyl) group, a C₃₋₇ cycloalkyl group or a C₃₋₇ cycloalkyl(C₁₋₆ alkyl) group; one of R¹⁶ and R¹⁷ represents a group represented by a general formula:



, and the other represents a hydrogen atom, a halogen atom, a C₁₋₆ alkyl group, a halo(C₁₋₆ alkyl) group, a hydroxy(C₁₋₆ alkyl) group, a dihydroxy(C₁₋₆ alkyl) group, a C₁₋₆ alkoxy group, a
 5 C₂₋₇ alkoxycarbonyl(C₁₋₆ alkyl) group, a carboxy(C₁₋₆ alkyl) group, a C₃₋₇ cycloalkyl group or a C₃₋₇ cycloalkyl(C₁₋₆ alkyl) group; Q¹ represents a vinyl group or an ethynyl group; Q² represents a single bond, -C₁₋₄ alkylene-, -C₂₋₄ alkenylene-,
 -C₂₋₄ alkynylene-, -C₁₋₄ alkylene-O-, -C₁₋₄ alkylene-S-, -C₁₋₄
 10 alkylene-O-C₁₋₆ alkylene- or -C₁₋₄ alkylene-S-C₁₋₆ alkylene-; Q³ represents a vinylene group or an ethynylene group; and R², R³, R⁵, R⁶, A¹, A² and ring A have the same meanings as defined above.

15 Process 5

A compound represented by the above general formula (IIa) can be prepared by subjecting a compound represented by the above general formula (VI) to Heck reaction or Sonogashira reaction
 with a compound represented by the above general formula (VII)
 20 using a palladium catalyst such as palladium-carbon powder, palladium acetate, tetrakis(triphenylphosphine)palladium, dibenzylideneacetone palladium, bis(triphenylphosphine)-palladium dichloride or the like in the presence or absence of a ligand such as tris(2-methylphenyl)phosphine,
 25 triphenylphosphine or the like in the presence of a base such

as triethylamine, *N,N*-diisopropylethylamine, sodium *tert*-butoxide, potassium *tert*-butoxide, sodium carbonate, potassium carbonate, cesium fluoride or the like and in the presence or absence of copper (I) iodide in an inert solvent.

5 As the solvent used, for example, acetonitrile, toluene, tetrahydrofuran, triethylamine, *N,N*-diisopropylethylamine, a mixed solvent thereof and the like can be illustrated. The reaction temperature is usually from room temperature to reflux temperature, and the reaction time is usually from 1 hour to
10 1 day, varying based on a used starting material, solvent and reaction temperature.

Process 6

A compound represented by the above general formula (IIb)
15 can be prepared by subjecting a compound represented by the above general formula (IIa): 1) to catalytic hydrogenation using a palladium catalyst such as palladium-carbon powder in an inert solvent, or 2) to diimide reduction in the presence or absence
of a base such as triethylamine, *N,N*-diisopropylethylamine or
20 the like using a reagent such as 2,4,6-triisopropylbenzenesulfonyl hydrazide or the like in an inert solvent. As the solvent used in the catalytic hydrogenation, for example, methanol, ethanol, ethyl acetate, tetrahydrofuran, acetic acid, a mixed solvent thereof and the like can be illustrated. The reaction temperature
25 is usually from 0°C to reflux temperature, and the reaction time is usually from 1 hour to 2 days, varying based on a used starting material, solvent and reaction temperature. As the solvent used

in the diimide reduction, for example, tetrahydrofuran, diethyl ether, a mixed solvent thereof and the like can be illustrated. The reaction temperature is usually from room temperature to reflux temperature, and the reaction time is usually from 1 hour to 3 days, varying based on a used starting material, solvent and reaction temperature.

Process 7

A compound represented by the above general formula (VIII) can be prepared by subjecting a compound represented by the above general formula (VI) 1) to lithiation in the presence or absence of an additive such as *N,N,N',N'*-tetramethylethylenediamine, hexamethylphosphoramide or the like using a base such as *n*-butyllithium, *sec*-butyllithium, *tert*-butyllithium or the like in an inert solvent or preparation of a Grignard reagent in the presence of an additive such as iodine, 1,2-dibromoethane or the like using magnesium in an inert solvent, and then 2) to formylation using *N,N*-dimethylformamide. As the solvent used, for example, tetrahydrofuran, diethyl ether, a mixed solvent thereof and the like can be illustrated. The reaction temperature is usually from -100°C to reflux temperature in the reaction 1) and usually from -100°C to room temperature in the reaction 2), and the reaction time is usually from 1 minute to 1 hour in the reaction 1) and usually from 30 minutes to 1 day in the reaction 2), varying based on a used starting material, solvent and reaction temperature.

Process 8

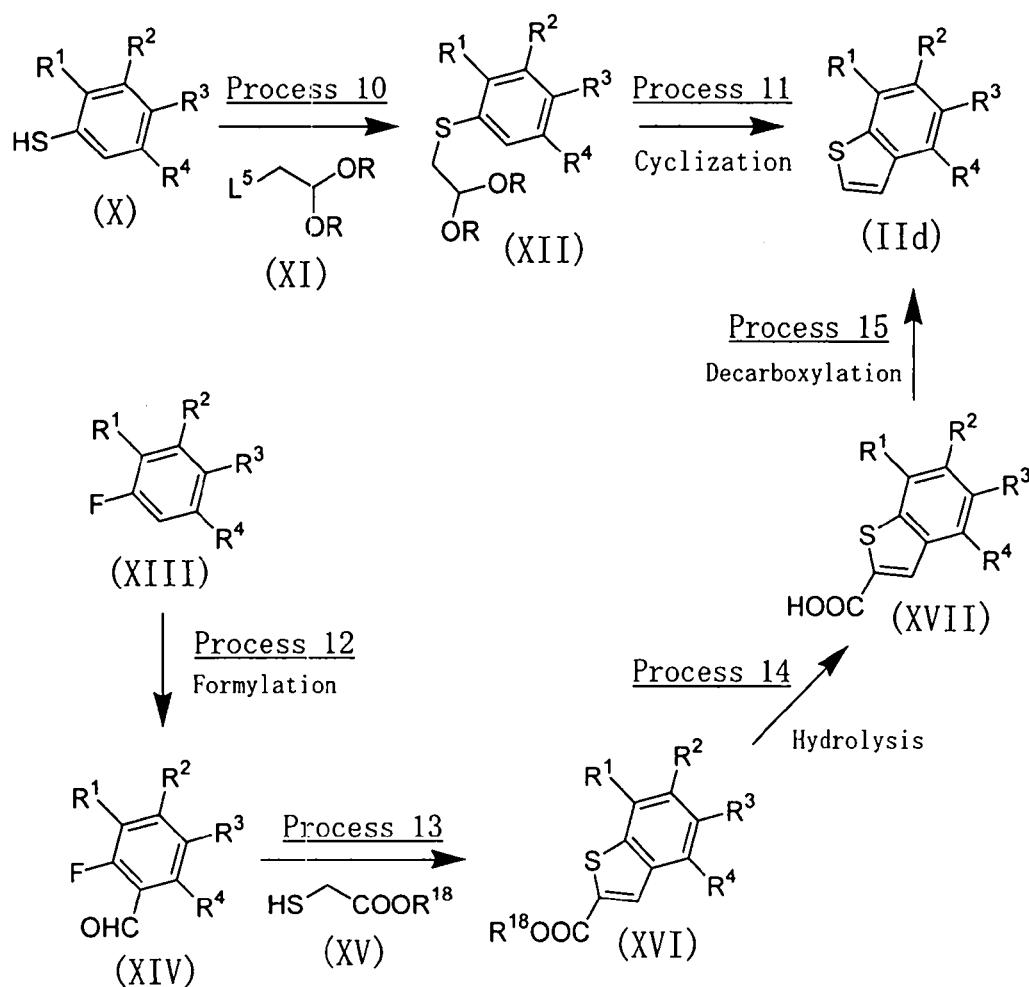
A compound represented by the above general formula (IIc) can be prepared by subjecting a compound represented by the above general formula (VIII) to Wittig reaction or Horner-Emmons reaction in the presence of a base such as sodium hydride, sodium hydroxide, potassium *tert*-butoxide, *n*-butyllithium, *tert*-butyllithium or the like using a compound represented by the above general formula (IX) in an inert solvent. As the solvent used in the reaction, for example, tetrahydrofuran, *N,N*-dimethylformamide, dimethylsulfoxide, methanol, ethanol, acetonitrile, water, a mixed solvent thereof and the like can be illustrated. The temperature is usually from 0°C to reflux temperature, and the reaction time is usually from 30 minutes to 1 day, varying based on a used starting material, solvent and reaction temperature.

Process 9

A compound represented by the above general formula (IIb) can be prepared by subjecting a compound represented by the above general formula (IIc) 1) to catalytic hydrogenation using a palladium catalyst such as palladium-carbon powder or the like in an inert solvent or 2) to diimide reduction in the presence or absence of a base such as triethylamine, *N,N*-diisopropylethylamine or the like using a reagent such as 2,4,6-triisopropylbenzenesulfonylhydrazide or the like in an inert solvent. As the solvent used in the catalytic hydrogenation, for example, methanol, ethanol, ethyl acetate, tetrahydrofuran, acetic acid, a mixed

solvent thereof and the like can be illustrated. The temperature is usually from 0°C to reflux temperature, and the reaction time is usually from 1 hour to 2 days, varying based on a used starting material, solvent and reaction temperature. As the solvent used
5 in the diimide reduction, for example, tetrahydrofuran, diethyl ether, a mixed solvent thereof and the like can be illustrated. The temperature is usually from room temperature to reflux temperature, and the reaction time is usually from 1 hour to 3 days, varying based on a used starting material, solvent and
10 reaction temperature.

Of the compounds represented by the above general formula (II), a compound wherein A¹ is a sulfur atom; A² is a carbon atom; and L¹ is a hydrogen atom can be also prepared according to the
15 following Processes 10 to 11 or 12 to 15.



In the formula, L^5 represents a chlorine atom, a bromine atom or an iodine atom; R represents a methyl group or an ethyl group, or both R are bound together to form an ethylene group or a trimethylene group; R^{18} represents a methyl group or an ethyl group; and R^1 to R^4 have the same meanings as defined above.

Process 10

A compound represented by the above general formula (XII) can be prepared by subjecting a compound represented by the above general formula (X) to S-alkylation in the presence of a base such as potassium carbonate, cesium carbonate, triethylamine, *N,N*-diisopropylethylamine or the like using a compound

represented by the above general formula (XI) in an inert solvent. As the solvent used, for example, *N,N*-dimethylformamide, acetone, dichloromethane, a mixed solvent thereof and the like can be illustrated. The reaction temperature is usually from 0°C to
5 reflux temperature, and the reaction time is usually from 30 minutes to 1 day, varying based on a used starting material, solvent and reaction temperature.

Process 11

10 A benzothiophene derivative represented by the above general formula (IIId) can be prepared by subjecting a compound represented by the above general formula (XII) to cyclization in the presence of polyphosphoric acid in an inert solvent. As the solvent used, for example, benzene, chlorobenzene, toluene
15 and the like can be illustrated. The temperature is usually from room temperature to reflux temperature, and the reaction time is usually from 1 hour to 1 day, varying based on a used starting material, solvent and reaction temperature.

20 Process 12

A compound represented by the above general formula (XIV) can be prepared by subjecting a compound represented by the above general formula (XIII) 1) to lithiation in the presence or absence of an additive such as *N,N,N',N'*-tetramethylethylenediamine,
25 hexamethylphosphoramide or the like using a base such as *n*-butyllithium, *sec*-butyllithium, *tert*-butyllithium, lithium diisopropylamide or the like in an inert solvent and then 2)

to formylation using *N,N*-dimethylformamide. As the solvent used, for example, tetrahydrofuran, diethyl ether, a mixed solvent thereof and the like can be illustrated. The reaction temperature is usually from -100°C to 0°C in the reaction 1) and usually
5 from -100°C to room temperature in the reaction 2), and the reaction time is usually from 30 minutes to 5 hours in the reaction 1) and usually from 30 minutes to 1 day in the reaction 2), varying based on a used starting material, solvent and reaction temperature.

10

Process 13

A benzothiophene derivative represented by the above general formula (XVI) can be prepared by subjecting a compound represented by the above general formula (XIV) to cyclization
15 in the presence of a base such as triethylamine, *N,N*-diisopropylethylamine, potassium carbonate, cesium carbonate, potassium *tert*-butoxide, sodium hydride or the like using a mercaptoacetic acid ester represented by the above general formula (XV) in an inert solvent. As the solvent used,
20 for example, *N,N*-dimethylformamide, dimethylsulfoxide, tetrahydrofuran, methanol, ethanol, *n*-butanol and the like can be illustrated. The reaction temperature is usually from room temperature to reflux temperature, and the reaction time is usually from 1 hour to 1 day, varying based on a used starting
25 material, solvent and reaction temperature.

Process 14

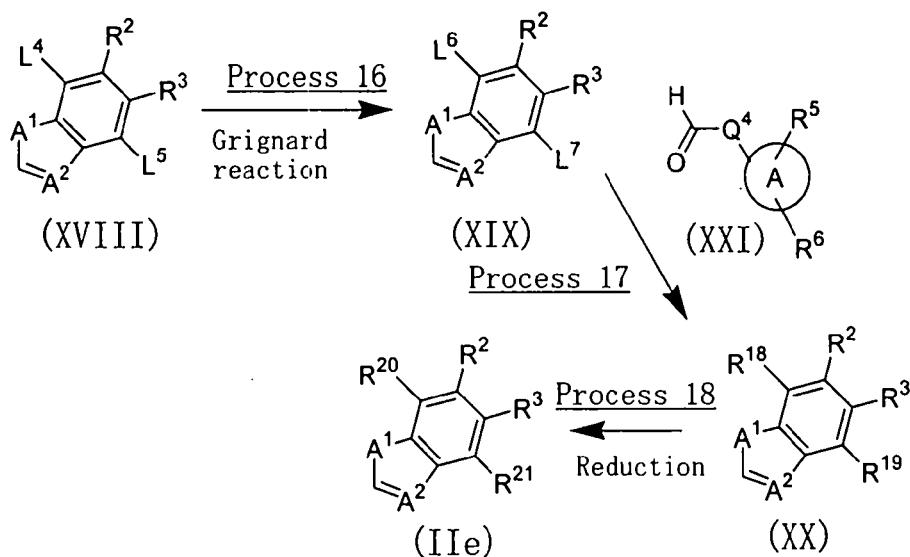
A carboxylic acid derivative represented by the above general formula (XVII) can be prepared by subjecting a compound represented by the above general formula (XVI) to hydrolysis in the presence of a basic substance such as sodium hydroxide, potassium hydroxide or the like. As the solvent used, for example, methanol, ethanol, 2-propanol, tetrahydrofuran, water, a mixed solvent thereof and the like can be illustrated. The reaction temperature is usually from room temperature to reflux temperature, and the reaction time is usually from 1 hour to 1 day, varying based on a used starting material, solvent and reaction temperature.

Process 15

A compound represented by the above general formula (IIId) can be prepared by subjecting a compound represented by the above general formula (XVII) to decarboxylation using a catalyst such as copper powder or the like in an inert solvent. As the solvent used, for example, quinoline and the like can be illustrated. The reaction temperature is usually from 100°C to reflux temperature, and the reaction time is usually from 30 minutes to 1 day, varying based on a used starting material, solvent and reaction temperature.

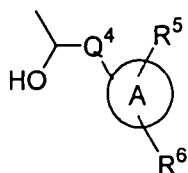
Of the compounds represented by the above general formula (II), a compound wherein L^1 is a hydrogen atom; one of R^1 and R^4 is a chlorine atom, a bromine atom or an iodine atom and the other is a hydrogen atom, a halogen atom, a C_{1-6} alkyl group, a halo(C_{1-6} alkyl) group, a hydroxy(C_{1-6} alkyl) group, a

dihydroxy(C₁₋₆ alkyl) group, a C₁₋₆ alkoxy group, a C₂₋₇ alkoxy carbonyl(C₁₋₆ alkyl) group, a carboxy(C₁₋₆ alkyl) group, a C₃₋₇ cycloalkyl group or a C₃₋₇ cycloalkyl(C₁₋₆ alkyl) group; and R⁹ is a C₁₋₆ alkyl group; can be also prepared according to the following Processes 16 to 18.

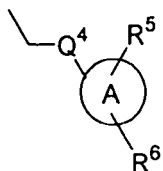


In the formula, one of L⁴ and L⁵ represents a chlorine atom, a bromine atom or an iodine atom and the other represents a hydrogen atom, a halogen atom, a C₁₋₆ alkyl group, a halo(C₁₋₆ alkyl) group, a hydroxy(C₁₋₆ alkyl) group, a dihydroxy(C₁₋₆ alkyl) group, a C₁₋₆ alkoxy group, a C₂₋₇ alkoxy carbonyl(C₁₋₆ alkyl) group, a carboxy(C₁₋₆ alkyl) group, a C₃₋₇ cycloalkyl group or a C₃₋₇ cycloalkyl(C₁₋₆ alkyl) group; one of L⁶ and L⁷ represents MgCl, MgBr or MgI and the other represents a hydrogen atom, a halogen atom, a C₁₋₆ alkyl group, a halo(C₁₋₆ alkyl) group, a hydroxy(C₁₋₆ alkyl) group, a dihydroxy(C₁₋₆ alkyl) group, a C₁₋₆ alkoxy group, a C₂₋₇ alkoxy carbonyl(C₁₋₆ alkyl) group, a carboxy(C₁₋₆ alkyl) group, a C₃₋₇ cycloalkyl group or a C₃₋₇ cycloalkyl(C₁₋₆ alkyl) group; Q⁴ represents a single bond, -C₁₋₅ alkylene-, -C₂₋₅

alkenylene-, -C₂₋₅ alkynylene-, -C₁₋₅ alkylene-O-, -C₁₋₅ alkylene-S-, -C₁₋₅ alkylene-O-C₁₋₆ alkylene-, -C₁₋₅ alkylene-S-C₁₋₆ alkylene- or -C₁₋₅ alkylene-CON(R⁶)-; one of R¹⁸ and R¹⁹ represents a group represented by a general formula:



and the other represents a hydrogen atom, a halogen atom, a C₁₋₆ alkyl group, a halo(C₁₋₆ alkyl) group, a hydroxy(C₁₋₆ alkyl) group, a dihydroxy(C₁₋₆ alkyl) group, a C₁₋₆ alkoxy group, a C₂₋₇ alkoxy carbonyl(C₁₋₆ alkyl) group, a carboxy(C₁₋₆ alkyl) group, a C₃₋₇ cycloalkyl group or a C₃₋₇ cycloalkyl(C₁₋₆ alkyl) group; one of R²⁰ and R²¹ represents a group represented by a general formula:



and the other represents a hydrogen atom, a halogen atom, a C₁₋₆ alkyl group, a halo(C₁₋₆ alkyl) group, a hydroxy(C₁₋₆ alkyl) group, a dihydroxy(C₁₋₆ alkyl) group, a C₁₋₆ alkoxy group, a C₂₋₇ alkoxy carbonyl(C₁₋₆ alkyl) group, a carboxy(C₁₋₆ alkyl) group, a C₃₋₇ cycloalkyl group or a C₃₋₇ cycloalkyl(C₁₋₆ alkyl) group; and ring A, A¹, A², R², R³, R⁵, R⁶ and R⁸ have the same meanings as defined above.

20

Process 16

A Grignard reagent represented by the above general formula

(XIX) can be prepared by allowing a compound represented by the above general formula (XVIII) to react with magnesium metal in the presence of an activating agent such as a catalytic amount of iodine or the like in an inert solvent. As the solvent used, for example, diethyl ether, tetrahydrofuran, a mixed solvent thereof and the like can be illustrated. The reaction temperature is usually from 0°C to reflux temperature, and the reaction time is usually from 30 minutes to 1 day, varying based on a used starting material, solvent and reaction temperature.

10

Process 17

An alcohol derivative represented by the above general formula (XX) can be prepared by allowing a compound represented by the above general formula (XXI) to react with a Grignard reagent represented by the above general formula (XIX) in an inert solvent. As the solvent used, for example, diethyl ether, tetrahydrofuran and the like can be illustrated. The reaction temperature is usually from -20°C to reflux temperature, and the reaction time is usually from 30 minutes to 1 day, varying based on a used starting material, solvent and reaction temperature.

20

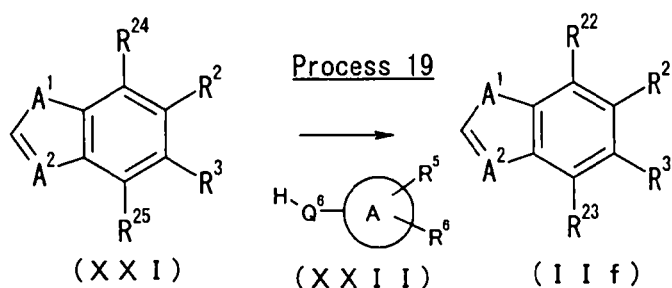
Process 18

A benzothioicphen derivative represented by the above general formula (IIe) can be prepared by subjecting an alcohol derivative represented by the above general formula (XX) to reduction in the presence of iodotrimethylsilane in an inert solvent. As the solvent used, for example, acetonitrile and the like can be

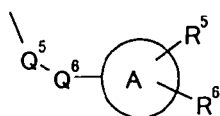
25

illustrated. The reaction temperature is usually from -20°C to reflux temperature, and the reaction time is usually from 15 minutes to 1 day, varying based on a used starting material, solvent and reaction temperature.

- 5 Of the compounds represented by the above general formula (II), a compound represented by the following general formula (IIIf) can be also prepared according to the following Process 19.

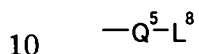


- 10 In the formula, one of R^{22} and R^{23} represents a group represented by a general formula:



- wherein Q^5 represents $-\text{C}_{1-6}$ alkylene-; Q^6 represents an oxygen atom, a sulfur atom, $-\text{O}-\text{C}_{1-6}$ alkyl- or $-\text{S}-\text{C}_{1-6}$ alkyl-; R^5 , R^6 and ring A have the same meanings as defined above, and the other represents a hydrogen atom, a hydroxy group, an amino group, a halogen atom, a C_{1-6} alkyl group, a C_{1-6} alkoxy group, a cyano group, a carboxy group, a C_{2-7} alkoxy carbonyl group, a carbamoyl group, a mono or di(C_{1-6} alkyl)amino group, a halo(C_{1-6} alkyl) group, a hydroxy(C_{1-6} alkyl) group, a cyano(C_{1-6} alkyl) group, a carboxy(C_{1-6} alkyl) group, a C_{2-7} alkoxy carbonyl(C_{1-6} alkyl)
- 15
- 20

group, a carbamoyl(C₁₋₆ alkyl) group, an amino(C₁₋₆ alkyl) group, a mono or di(C₁₋₆ alkyl)amino(C₁₋₆ alkyl) group, a halo(C₁₋₆ alkoxy) group, a hydroxy(C₁₋₆ alkoxy) group, a carboxy(C₁₋₆ alkoxy) group, a C₂₋₇ alkoxy-carbonyl(C₁₋₆ alkoxy) group, a carbamoyl(C₁₋₆ alkoxy) group, an amino(C₁₋₆ alkoxy) group, a mono or di(C₁₋₆ alkyl)amino(C₁₋₆ alkoxy) group, a C₃₋₇ cycloalkyl group, a C₃₋₇ cycloalkyloxy group, a C₃₋₇ cycloalkyl(C₁₋₆ alkyl) group or a C₃₋₇ cycloalkyl(C₁₋₆ alkoxy) group; one of R²⁴ and R²⁵ represents a group represented by a general formula:



wherein L⁸ represents a chlorine atom, a bromine atom, an iodine atom, a mesyloxy group or a tosyloxy group; Q⁵ has the same meaning as defined above, and the other represents a hydrogen atom, a hydroxy group, an amino group, a halogen atom, a C₁₋₆ alkyl group, a C₁₋₆ alkoxy group, a cyano group, a carboxy group, a C₂₋₇ alkoxy-carbonyl group, a carbamoyl group, a mono or di(C₁₋₆ alkyl)amino group, a halo(C₁₋₆ alkyl) group, a hydroxy(C₁₋₆ alkyl) group, a cyano(C₁₋₆ alkyl) group, a carboxy(C₁₋₆ alkyl) group, a C₂₋₇ alkoxy-carbonyl(C₁₋₆ alkyl) group, a carbamoyl(C₁₋₆ alkyl) group, an amino(C₁₋₆ alkyl) group, a mono or di(C₁₋₆ alkyl)amino(C₁₋₆ alkyl) group, a halo(C₁₋₆ alkoxy) group, a hydroxy(C₁₋₆ alkoxy) group, a carboxy(C₁₋₆ alkoxy) group, a C₂₋₇ alkoxy-carbonyl(C₁₋₆ alkoxy) group, a carbamoyl(C₁₋₆ alkoxy) group, an amino(C₁₋₆ alkoxy) group, a mono or di(C₁₋₆ alkyl)amino(C₁₋₆ alkoxy) group, a C₃₋₇ cycloalkyl group, a C₃₋₇ cycloalkyloxy group, a C₃₋₇ cycloalkyl(C₁₋₆ alkyl) group or a C₃₋₇ cycloalkyl(C₁₋₆ alkoxy) group; and A¹, A², R² and R³ have

the same meanings as defined above.

Process 19

A compound represented by the above general formula (IIIf)
5 can be prepared by subjecting a compound represented by the above
general formula (XXI) to condensation with a compound represented
by the above general formula (XXII) in the presence of a base
such as sodium hydride, potassium hydroxide, potassium
tert-butoxide, cesium carbonate or the like in an inert solvent.
10 As the solvent used in the condensation reaction, for example,
tetrahydrofuran, *N,N*-dimethylformamide, dimethylsulfoxide,
acetone, methanol, a mixed solvent thereof and the like can be
illustrated. The reaction temperature is usually from 0°C to
reflux temperature, and the reaction time is usually from 1 hour
15 to 1 day, varying based on a used starting material, solvent
and reaction temperature.

In case of compounds having a hydroxy group, an amino group
and/or a carboxy group in the above procedures, they can be also
used in each reaction after introducing any protective group
20 in the usual way as occasion demand. The protective group can
be optionally removed in any subsequent reaction in the usual
way.

The compounds represented by the above general formula
(I) of the present invention obtained by the above production
25 processes can be isolated and purified by conventional separation
means such as fractional recrystallization, purification using
chromatography, solvent extraction and solid phase extraction.

The fused heterocyclic derivatives represented by the above general formula (I) of the present invention can be converted into their pharmaceutically acceptable salts in the usual way. Examples of such salts include acid addition salts with mineral acids such as hydrochloric acid, hydrobromic acid, hydroiodic acid, sulfuric acid, nitric acid, phosphoric acid and the like, acid addition salts with organic acids such as formic acid, acetic acid, methanesulfonic acid, benzenesulfonic acid, *p*-toluenesulfonic acid, propionic acid, citric acid, succinic acid, tartaric acid, fumaric acid, butyric acid, oxalic acid, malonic acid, maleic acid, lactic acid, malic acid, carbonic acid, glutamic acid, aspartic acid and the like, salts with inorganic bases such as a sodium salt, a potassium salt and the like, and salts with organic bases such as *N*-methyl-*D*-glucamine, *N,N'*-dibenzylethylenediamine, 2-aminoethanol, tris(hydroxymethyl)aminomethane, arginine, lysine and the like.

The compounds represented by the above general formula (I) of the present invention include their solvates with pharmaceutically acceptable solvents such as water and ethanol.

Of the fused heterocyclic derivatives represented by the above general formula (I) of the present invention and the prodrugs thereof, there are two geometrical isomers, *cis*(*Z*)-isomer and *trans*(*E*)-isomer, in each compound having an unsaturated bond. In the present invention, either of the isomers can be employed.

Of the fused heterocyclic derivatives represented by the

above general formula (I) of the present invention and the prodrugs thereof, there are two optical isomers, *R*-isomer and *S*-isomer, in each compound having an asymmetric carbon atom excluding the sugar moiety. In the present invention, either
5 of the optical isomers can be employed, and a mixture of both optical isomers can be also employed.

A prodrug of a compound represented by the above general formula (I) of the present invention can be prepared by introducing an appropriate group forming a prodrug into any one
10 or more groups selected from a hydroxy group, an amino group and a cyclic amino group such as a pyrazole ring, a piperazine ring or the like of the compound represented by the above general formula (I) using a corresponding reagent to produce a prodrug such as a halide compound or the like in the usual way, and then
15 by suitably isolating and purificating in the usual way as occasion demands. As a group forming a prodrug used in a hydroxy group or an amino group, for example, a C₂₋₇ acyl group, a C₁₋₆ alkoxy(C₂₋₇ acyl) group, a C₂₋₇ alkoxy carbonyl(C₂₋₇ acyl) group, a C₂₋₇ alkoxy carbonyl group, a C₆₋₁₀ aryl(C₂₋₇ alkoxy carbonyl)
20 group, a C₁₋₆ alkoxy(C₂₋₇ alkoxy carbonyl) group or the like can be illustrated. As a group forming a prodrug used in a cyclic amino group, for example, a C₂₋₇ acyl group, a C₁₋₆ alkoxy(C₂₋₇ acyl) group, a C₂₋₇ alkoxy carbonyl(C₂₋₇ acyl) group, a C₂₋₇ alkoxy carbonyl group, a C₆₋₁₀ aryl(C₂₋₇ alkoxy carbonyl) group,
25 a C₁₋₆ alkoxy(C₂₋₇ alkoxy carbonyl) group, a (C₂₋₇ acyloxy)methyl group, a 1-(C₂₋₇ acyloxy)ethyl group, a (C₂₋₇ alkoxy carbonyl)-oxymethyl group, a 1-[(C₂₋₇ alkoxy carbonyl)oxy]ethyl group, a

(C₃₋₇ cycloalkyl)oxycarbonyloxymethyl group, a 1-[(C₃₋₇ cycloalkyl)oxycarbonyloxy]ethyl group or the like can be illustrated. The term "C₁₋₆ alkoxy(C₂₋₇ acyl) group" means the above C₂₋₇ acyl group substituted by the above C₁₋₆ alkoxy group; 5 the term "C₂₋₇ alkoxy-carbonyl (C₂₋₇ acyl) group" means the above C₂₋₇ acyl group substituted by the above C₂₋₇ alkoxy-carbonyl group; the term "C₁₋₆ alkoxy(C₂₋₇ alkoxy-carbonyl) group" means the above C₂₋₇ alkoxy-carbonyl group substituted by the above C₁₋₆ alkoxy group. The term "(C₂₋₇ acyloxy)methyl group" means 10 a hydroxymethyl group O-substituted by the above C₂₋₇ acyl group; the term "1-(C₂₋₇ acyloxy)ethyl group" means a 1-hydroxyethyl group O-substituted by the above C₂₋₇ acyl group; the term "(C₂₋₇ alkoxy-carbonyl)oxymethyl group" means a hydroxymethyl group O-substituted by the above C₂₋₇ alkoxy-carbonyl group; the term 15 "1-[(C₂₋₇ alkoxy-carbonyl)oxy]ethyl group" means a 1-hydroxyethyl group O-substituted by the above C₂₋₇ alkoxy-carbonyl group; the term "(C₃₋₇ cycloalkyl)oxycarbonyl group" means a cyclic alkoxy-carbonyl group having the above C₃₋₇ cycloalkyl group; the term "(C₃₋₇ cycloalkyl)oxycarbonyl-oxymethyl group" means a hydroxymethyl group O-substituted by 20 the above (C₃₋₇ cycloalkyl)oxycarbonyl group; and the term "1-[(C₃₋₇ cycloalkyl)oxycarbonyloxy]ethyl group" means a 1-hydroxyethyl group O-substituted by the above (C₃₋₇ cycloalkyl)oxycarbonyl group. In addition, as a group forming 25 a prodrug, a glucopyranosyl group or a galactopyranosyl group can be illustrated. For example, these groups are preferably introduced into the hydroxy group at the 4 or 6 position of the

glucopyranosyloxy group or the galactopyranosyloxy group, and are more preferably introduced into the hydroxy group at the 4 or 6 position of the glucopyranosyloxy group.

The fused heterocyclic derivatives represented by the
5 above general formula (I) of the present invention, for example, showed a potent inhibitory activity on human SGLT1 or SGLT2 in a human SGLT1 or SGLT2 inhibitory activity confirmatory test as described below. Therefore, a fused heterocyclic derivative represented by the above general formula (I) of the present
10 invention can exert an excellent inhibitory activity of SGLT1 at the small intestine or an excellent inhibitory activity of SGLT2 at the kidney, and significantly inhibit blood glucose level increase or significantly lower blood glucose level. Therefore, a fused heterocyclic derivative represented by the
15 above general formula (I) of the present invention, a pharmaceutically acceptable salt thereof and a prodrug thereof is extremely useful as an agent for the inhibition of postprandial hyperglycemia, the inhibition of advancing into diabetes in a subject with impaired glucose tolerance and the prevention or
20 treatment of a disease associated with hyperglycemia such as diabetes, impaired glucose tolerance (IGT), diabetic complications (e.g., retinopathy, neuropathy, nephropathy, ulcer, macroangiopathy), obesity, hyperinsulinemia, hyperlipidemia, hypercholesterolemia, hypertriglyceridemia,
25 lipid metabolism disorder, atherosclerosis, hypertension, congestive heart failure, edema, hyperuricemia, gout or the like, which relates to SGLT1 activity at the small intestine and SGLT2

activity at the kidney.

Furthermore, the compounds of the present invention can be suitably used in combination with at least one member selected from the following drugs. Examples of the drugs which can be used in combination with the compounds of the present invention include an insulin sensitivity enhancer, a glucose absorption inhibitor, a biguanide, an insulin secretion enhancer, a SGLT2 inhibitor, an insulin or insulin analogue, a glucagon receptor antagonist, an insulin receptor kinase stimulant, a tripeptidyl peptidase II inhibitor, a dipeptidyl peptidase IV inhibitor, a protein tyrosine phosphatase-1B inhibitor, a glycogen phosphorylase inhibitor, a glucose-6-phosphatase inhibitor, a fructose-bisphosphatase inhibitor, a pyruvate dehydrogenase inhibitor, a hepatic gluconeogenesis inhibitor, D-chiroinsitol, a glycogen synthase kinase-3 inhibitor, glucagon-like peptide-1, a glucagon-like peptide-1 analogue, a glucagon-like peptide-1 agonist, amylin, an amylin analogue, an amylin agonist, an aldose reductase inhibitor, an advanced glycation endproducts formation inhibitor, a protein kinase C inhibitor, a γ -aminobutyric acid receptor antagonist, a sodium channel antagonist, a transcript factor NF- κ B inhibitor, a lipid peroxidase inhibitor, an *N*-acetylated- α -linked-acid-dipeptidase inhibitor, insulin-like growth factor-I, platelet-derived growth factor (PDGF), a platelet-derived growth factor (PDGF) analogue (e.g., PDGF-AA, PDGF-BB, PDGF-AB), epidermal growth factor (EGF), nerve growth factor, a carnitine derivative, uridine, 5-hydroxy-1-methylhydantoin, EGB-761,

bimoclolmol, sulodexide, Y-128, an antidiarrhoics, cathartics,
a hydroxymethylglutaryl coenzyme A reductase inhibitor, a
fibrate, a β_3 -adrenoceptor agonist, an acyl-coenzyme A
cholesterol acyltransferase inhibitor, probcol, a thyroid
5 hormone receptor agonist, a cholesterol absorption inhibitor,
a lipase inhibitor, a microsomal triglyceride transfer protein
inhibitor, a lipoxygenase inhibitor, a carnitine
palmitoyltransferase inhibitor, a squalene synthase inhibitor,
a low-density lipoprotein receptor enhancer, a nicotinic acid
10 derivative, a bile acid sequestrant, a sodium/bile acid
cotransporter inhibitor, a cholesterol ester transfer protein
inhibitor, an appetite suppressant, an angiotensin-converting
enzyme inhibitor, a neutral endopeptidase inhibitor, an
angiotensin II receptor antagonist, an endothelin-converting
15 enzyme inhibitor, an endothelin receptor antagonist, a diuretic
agent, a calcium antagonist, a vasodilating antihypertensive
agent, a sympathetic blocking agent, a centrally acting
antihypertensive agent, an α_2 -adrenoceptor agonist, an
antiplatelets agent, a uric acid synthesis inhibitor, a
20 uricosuric agent and a urinary alkalinizer.

In case of uses of the compound of the present invention
in combination with the above one or more drugs, the present
invention includes either dosage forms of simultaneous
administration as a single preparation or separated preparations
25 in way of the same or different administration route, and
administration at different dosage intervals as separated
preparations in way of the same or different administration route.

A pharmaceutical combination comprising the compound of the present invention and the above drug(s) includes both dosage forms as a single preparation and separated preparations for combination as mentioned above.

5 The compounds of the present invention can obtain more advantageous effects than additive effects in the prevention or treatment of the above diseases when using suitably in combination with the above one or more drugs. Also, the administration dose can be decreased in comparison with
10 administration of either drug alone, or adverse effects of coadministered drugs can be avoided or declined.

Concrete compounds as the drugs used for combination and preferable diseases to be treated are exemplified as follows. However, the present invention is not limited thereto, and the
15 concrete compounds include their free compounds, and their or other pharmaceutically acceptable salts.

As insulin sensitivity enhancers, peroxisome proliferator-activated receptor- γ agonists such as troglitazone, pioglitazone hydrochloride, rosiglitazone
20 maleate, sodium darglitazone, GI-262570, isaglitazone, LG-100641, NC-2100, T-174, DRF-2189, CLX-0921, CS-011, GW-1929, ciglitazone, sodium englitazone and NIP-221, peroxisome proliferator-activated receptor- α agonists such as GW-9578 and BM-170744, peroxisome proliferator-activated
25 receptor- α/γ agonists such as GW-409544, KRP-297, NN-622, CLX-0940, LR-90, SB-219994, DRF-4158 and DRF-MDX8, retinoid X receptor agonists such as ALRT-268, AGN-4204, MX-6054,

AGN-194204, LG-100754 and bexarotene, and other insulin sensitivity enhancers such as reglixane, ONO-5816, MBX-102, CRE-1625, FK-614, CLX-0901, CRE-1633, NN-2344, BM-13125, BM-501050, HQL-975, CLX-0900, MBX-668, MBX-675, S-15261, 5 GW-544, AZ-242, LY-510929, AR-H049020 and GW-501516 are illustrated. Insulin sensitivity enhancers are used preferably for diabetes, impaired glucose tolerance, diabetic complications, obesity, hyperinsulinemia, hyperlipidemia, hypercholesterolemia, hypertriglyceridemia, lipid metabolism 10 disorder or atherosclerosis, and more preferably for diabetes, impaired glucose tolerance or hyperinsulinemia because of improving the disturbance of insulin signal transduction in peripheral tissues and enhancing glucose uptake into the tissues from the blood, leading to lowering of blood glucose level.

15 As glucose absorption inhibitors, for example, α -glucosidase inhibitors such as acarbose, voglibose, miglitol, CKD-711, emiglitate, MDL-25,637, camiglibose and MDL-73,945, α -amylase inhibitors such as AZM-127, SGLT1 inhibitors described in pamphlets of International Publication Nos. WO02/098893, 20 WO2004/014932 and the like are illustrated. Glucose absorption inhibitors are used preferably for diabetes, impaired glucose tolerance, diabetic complications, obesity or hyperinsulinemia, and more preferably for impaired glucose tolerance because of inhibiting the gastrointestinal enzymatic 25 digestion of carbohydrates contained in foods, and inhibiting or delaying the absorption of glucose into the body.

As biguanides, phenformin, buformin hydrochloride,

metformin hydrochloride or the like are illustrated.

Biguanides are used preferably for diabetes, impaired glucose tolerance, diabetic complications or hyperinsulinemia, and more preferably for diabetes, impaired glucose tolerance or

5 hyperinsulinemia because of lowering blood glucose level by inhibitory effects on hepatic gluconeogenesis, accelerating effects on anaerobic glycolysis in tissues or improving effects on insulin resistance in peripheral tissues.

As insulin secretion enhancers, tolbutamide,
10 chlorpropamide, tolazamide, acetohexamide, glyclopyramide, glyburide (glibenclamide), gliclazide, 1-butyl-3-metanylyl-urea, carbutamide, glibornuride, glipizide, gliquidone, glisoxepide, glybuthiazol, glybuzole, glyhexamide, sodium glymidine, glypinamide, phenbutamide, tolcyclamide,
15 glimepiride, nateglinide, mitiglinide calcium hydrate, repaglinide or the like are illustrated. In addition, the insulin secretion enhancers include glucokinase activators such as RO-28-1675. Insulin secretion enhancers are used preferably for diabetes, impaired glucose tolerance or diabetic
20 complications, and more preferably for diabetes or impaired glucose tolerance because of lowering blood glucose level by acting on pancreatic β -cells and enhancing the insulin secretion.

As SGLT2 inhibitors, T-1095 and compounds described in Japanese patent publications Nos. Hei10-237089 and 2001-288178,
25 and International Publications Nos. WO01/16147, WO01/27128, WO01/68660, WO01/74834, WO01/74835, WO02/28872, WO02/36602, WO02/44192, WO02/53573, WO03/000712, WO03/020737 and the like

are illustrated. SGLT2 inhibitors are used preferably for diabetes, impaired glucose tolerance, diabetic complications, obesity or hyperinsulinemia, and more preferably for diabetes, impaired glucose tolerance, obesity or hyperinsulinemia because
5 of lowering blood glucose level by inhibiting the reabsorption of glucose at the kidney's proximal tubule.

As insulin or insulin analogues, human insulin, animal-derived insulin, human or animal-derived insulin analogues or the like are illustrated. These preparations are used
10 preferably for diabetes, impaired glucose tolerance or diabetic complications, and more preferably for diabetes or impaired glucose tolerance.

As glucagon receptor antagonists, BAY-27-9955, NNC-92-1687 or the like are illustrated; as insulin receptor
15 kinase stimulants, TER-17411, L-783281, KRX-613 or the like are illustrated; as tripeptidyl peptidase II inhibitors, UCL-1397 or the like are illustrated; as dipeptidyl peptidase IV inhibitors, NVP-DPP728A, TSL-225, P-32/98 or the like are illustrated; as protein tyrosine phosphatase 1B inhibitors,
20 PTP-112, OC-86839, PNU-177496 or the like are illustrated; as glycogen phosphorylase inhibitors, NN-4201, CP-368296 or the like are illustrated; as fructose-bisphosphatase inhibitors, R-132917 or the like are illustrated; as pyruvate dehydrogenase inhibitors, AZD-7545 or the like are illustrated; as hepatic
25 gluconeogenesis inhibitors, FR-225659 or the like are illustrated; as glucagon-like peptide-1 analogues, exendin-4, CJC-1131 or the like are illustrated; as glucagon-like peptide

1 agonists; AZM-134, LY-315902 or the like are illustrated; and
as amylin, amylin analogues or amylin agonists, pramlintide
acetate or the like are illustrated. These drugs, glucose-6-
phosphatase inhibitors, D-chiroinsitol, glycogen synthase
5 kinase-3 inhibitors and glucagon-like peptide-1 are used
preferably for diabetes, impaired glucose tolerance, diabetic
complications or hyperinsulinemia, and more preferably for
diabetes or impaired glucose tolerance.

As aldose reductase inhibitors, ascorbyl gamolenate,
10 tolrestat, epalrestat, ADN-138, BAL-ARI8, ZD-5522, ADN-311,
GP-1447, IDD-598, fidarestat, sorbinil, ponalrestat,
risarestat, zenarestat, minalrestat, methosorbinil, AL-1567,
imirestat, M-16209, TAT, AD-5467, zopolrestat, AS-3201, NZ-314,
SG-210, JTT-811, lindolrestat or the like are illustrated.
15 Aldose reductase inhibitors are preferably used for diabetic
complications because of inhibiting aldose reductase and
lowering excessive intracellular accumulation of sorbitol in
accelerated polyol pathway which are in continuous hyperglycemic
condition in the tissues in diabetic complications.

20 As advanced glycation endproducts formation inhibitors,
pyridoxamine, OPB-9195, ALT-946, ALT-711, pimagedine
hydrochloride or the like are illustrated. Advanced glycation
endproducts formation inhibitors are preferably used for
diabetic complications because of inhibiting formation of
25 advanced glycation endproducts which are accelerated in
continuous hyperglycemic condition in diabetes and declining
of cellular damage.

As protein kinase C inhibitors, LY-333531, midostaurin or the like are illustrated. Protein kinase C inhibitors are preferably used for diabetic complications because of inhibiting of protein kinase C activity which is accelerated in continuous
5 hyperglycemic condition in diabetes.

As γ -aminobutyric acid receptor antagonists, topiramate or the like are illustrated; as sodium channel antagonists, mexiletine hydrochloride, oxcarbazepine or the like are illustrated; as transcrit factor NF- κ B inhibitors, dexlipotam
10 or the like are illustrated; as lipid peroxidase inhibitors, tirilazad mesylate or the like are illustrated; as *N*-acetylated- α -linked-acid-dipeptidase inhibitors, GPI-5693 or the like are illustrated; and as carnitine derivatives, carnitine, levacecarnine hydrochloride, levocarnitine chloride,
15 levocarnitine, ST-261 or the like are illustrated. These drugs, insulin-like growth factor-I, platelet-derived growth factor, platelet derived growth factor analogues, epidermal growth factor, nerve growth factor, uridine, 5-hydroxy-1-methyl-hydantoin, EGB-761, bimoctamol, sulodexide and Y-128 are
20 preferably used for diabetic complications.

As antidiarrhoics or cathartics, polycarbophil calcium, albumin tannate, bismuth subnitrate or the like are illustrated. These drugs are preferably used for diarrhea, constipation or the like accompanying diabetes or the like.

25 As hydroxymethylglutaryl coenzyme A reductase inhibitors, sodium cerivastatin, sodium pravastatin, lovastatin, simvastatin, sodium fluvastatin, atorvastatin calcium hydrate,

SC-45355, SQ-33600, CP-83101, BB-476, L-669262, S-2468, DMP-565, U-20685, BAY-x-2678, BAY-10-2987, calcium pitavastatin, calcium rosuvastatin, colestolone, dalvastatin, acitemate, mevastatin, crilvastatin, BMS-180431, BMY-21950, glenvastatin, 5 carvastatin, BMY-22089, bervastatin or the like are illustrated. Hydroxymethylglutaryl coenzyme A reductase inhibitors are used preferably for hyperlipidemia, hypercholesterolemia, hypertriglyceridemia, lipid metabolism disorder or atherosclerosis, and more preferably for hyperlipidemia, 10 hypercholesterolemia or atherosclerosis because of lowering blood cholesterol level by inhibiting hydroxymethylglutaryl coenzyme A reductase.

As fibrates, bezafibrate, beclobrate, binifibrate, ciprofibrate, clinofibrate, clofibrate, aluminum clofibrate, 15 clofibric acid, etofibrate, fenofibrate, gemfibrozil, nicofibrate, pirifibrate, ronifibrate, simfibrate, theofibrate, AHL-157 or the like are illustrated. Fibrates are used preferably for hyperinsulinemia, hyperlipidemia, hypercholesterolemia, hypertriglyceridemia, lipid metabolism 20 disorder or atherosclerosis, and more preferably for hyperlipidemia, hypertriglyceridemia or atherosclerosis because of activating hepatic lipoprotein lipase and enhancing fatty acid oxidation, leading to lowering of blood triglyceride level.

25 As β_3 -adrenoceptor agonists, BRL-28410, SR-58611A, ICI-198157, ZD-2079, BMS-194449, BRL-37344, CP-331679, CP-114271, L-750355, BMS-187413, SR-59062A, BMS-210285,

LY-377604, SWR-0342SA, AZ-40140, SB-226552, D-7114, BRL-35135, FR-149175, BRL-26830A, CL-316243, AJ-9677, GW-427353, N-5984, GW-2696, YM178 or the like are illustrated. β_3 -Adrenoceptor agonists are used preferably for obesity, hyperinsulinemia, hyperlipidemia, hypercholesterolemia, hypertriglyceridemia or lipid metabolism disorder, and more preferably for obesity or hyperinsulinemia because of stimulating β_3 -adrenoceptor in adipose tissue and enhancing the fatty acid oxidation, leading to induction of energy expenditure.

10 As acyl-coenzyme A cholesterol acyltransferase inhibitors, NTE-122, MCC-147, PD-132301-2, DUP-129, U-73482, U-76807, RP-70676, P-06139, CP-113818, RP-73163, FR-129169, FY-038, EAB-309, KY-455, LS-3115, FR-145237, T-2591, J-104127, R-755, FCE-28654, YIC-C8-434, avasimibe, CI-976, RP-64477, 15 F-1394, eldacimibe, CS-505, CL-283546, YM-17E, lecimibide, 447C88, YM-750, E-5324, KW-3033, HL-004, eflucimibe or the like are illustrated. Acyl-coenzyme A cholesterol acyltransferase inhibitors are used preferably for hyperlipidemia, hypercholesterolemia, hypertriglyceridemia or lipid metabolism 20 disorder, and more preferably for hyperlipidemia or hypercholesterolemia because of lowering blood cholesterol level by inhibiting acyl-coenzyme A cholesterol acyltransferase.

As thyroid hormone receptor agonists, sodium liothyronine, sodium levothyroxine, KB-2611 or the like are illustrated; as 25 cholesterol absorption inhibitors, ezetimibe, SCH-48461 or the like are illustrated; as lipase inhibitors, orlistat, ATL-962, AZM-131, RED-103004 or the like are illustrated; as carnitine

palmitoyltransferase inhibitors, etomoxir or the like are illustrated; as squalene synthase inhibitors, SDZ-268-198, BMS-188494, A-87049, RPR-101821, ZD-9720, RPR-107393, ER-27856, TAK-475 or the like are illustrated; as nicotinic acid derivatives, nicotinic acid, nicotinamide, nicomol, niceritrol, acipimox, nicorandil or the like are illustrated; as bile acid sequestrants, colestyramine, colestilan, colesevelam hydrochloride, GT-102-279 or the like are illustrated; as sodium/bile acid cotransporter inhibitors, 264W94, S-8921, SD-5613 or the like are illustrated; and as cholesterol ester transfer protein inhibitors, PNU-107368E, SC-795, JTT-705, CP-529414 or the like are illustrated. These drugs, probcol, microsomal triglyceride transfer protein inhibitors, lipoxygenase inhibitors and low-density lipoprotein receptor enhancers are preferably used for hyperlipidemia, hypercholesterolemia, hypertriglyceridemia or lipid metabolism disorder.

As appetite suppressants, monoamine reuptake inhibitors, serotonin reuptake inhibitors, serotonin releasing stimulants, serotonin agonists (especially 5HT_{2C}-agonists), noradrenaline reuptake inhibitors, noradrenaline releasing stimulants, α_1 -adrenoceptor agonists, β_2 -adrenoceptor agonists, dopamine agonists, cannabinoid receptor antagonists, γ -aminobutyric acid receptor antagonists, H₃-histamine antagonists, L-histidine, leptin, leptin analogues, leptin receptor agonists, melanocortin receptor agonists (especially, MC3-R agonists, MC4-R agonists), α -melanocyte stimulating hormone, cocaine-and

amphetamine-regulated transcript, mahogany protein, enterostatin agonists, calcitonin, calcitonin-gene-related peptide, bombesin, cholecystokinin agonists (especially CCK-A agonists), corticotropin-releasing hormone, corticotrophin-releasing hormone analogues, corticotropin-releasing hormone agonists, urocortin, somatostatin, somatostatin analogues, somatostatin receptor agonists, pituitary adenylate cyclase-activating peptide, brain-derived neurotrophic factor, ciliary neurotrophic factor, thyrotropin-releasing hormone, neurotensin, sauvagine, neuropeptide Y antagonists, opioid peptide antagonists, galanin antagonists, melanin-concentrating hormone receptor antagonists, agouti-related protein inhibitors and orexin receptor antagonists are illustrated. Concretely, as monoamine reuptake inhibitors, mazindol or the like are illustrated; as serotonin reuptake inhibitors, dexfenfluramine hydrochloride, fenfluramine, sibutramine hydrochloride, fluvoxamine maleate, sertraline hydrochloride or the like are illustrated; as serotonin agonists, inotriptan, (+)-norfenfluramine or the like are illustrated; as noradrenaline reuptake inhibitors, bupropion, GW-320659 or the like are illustrated; as noradrenaline releasing stimulants, rolipram, YM-992 or the like are illustrated; as β_2 -adrenoceptor agonists, amphetamine, dextroamphetamine, phentermine, benzphetamine, methamphetamine, phendimetrazine, phenmetrazine, diethylpropion, phenylpropanolamine, clobenzorex or the like are illustrated; as dopamine agonists, ER-230, doprexin, bromocriptine mesylate or the like are

illustrated; as cannabinoid receptor antagonists, rimonabant or the like are illustrated; as γ -aminobutyric acid receptor antagonists, topiramate or the like are illustrated; as H₃-histamine antagonists, GT-2394 or the like are illustrated; as leptin, leptin analogues or leptin receptor agonists, LY-355101 or the like are illustrated; as cholecystokinin agonists (especially CCK-A agonists), SR-146131, SSR-125180, BP-3.200, A-71623, FPL-15849, GI-248573, GW-7178, GI-181771, GW-7854, A-71378 or the like are illustrated; and as neuropeptide Y antagonists, SR-120819-A, PD-160170, NGD-95-1, BIBP-3226, 1229-U-91, CGP-71683, BIBO-3304, CP-671906-01, J-115814 or the like are illustrated. Appetite suppressants are used preferably for diabetes, impaired glucose tolerance, diabetic complications, obesity, hyperlipidemia, hypercholesterolemia, hypertriglyceridemia, lipid metabolism disorder, atherosclerosis, hypertension, congestive heart failure, edema, hyperuricemia or gout, and more preferably for obesity because of stimulating or inhibiting the activities of intracerebral monoamines or bioactive peptides in central appetite regulatory system and suppressing the appetite, leading to reduction of energy intake.

As angiotensin-converting enzyme inhibitors, captopril, enalapril maleate, alacepril, delapril hydrochloride, ramipril, lisinopril, imidapril hydrochloride, benazepril hydrochloride, ceronapril monohydrate, cilazapril, sodium fosinopril, perindopril erbumine, calcium moveltipril, quinapril hydrochloride, spirapril hydrochloride, temocapril hydrochloride,

trandolapril, calcium zofenopril, moexipril hydrochloride, rentiapril or the like are illustrated. Angiotensin-converting enzyme inhibitors are preferably used for diabetic complications or hypertension.

5 As neutral endopeptidase inhibitors, omapatrilat, MDL-100240, fasidotril, sampatrilat, GW-660511X, mixanpril, SA-7060, E-4030, SLV-306, ecadotril or the like are illustrated. Neutral endopeptidase inhibitors are preferably used for diabetic complications or hypertension.

10 As angiotensin II receptor antagonists, candesartan cilexetil, candesartan cilexetil/hydrochlorothiazide, potassium losartan, eprosartan mesylate, valsartan, telmisartan, irbesartan, EXP-3174, L-158809, EXP-3312, olmesartan, tasosartan, KT-3-671, GA-0113, RU-64276, EMD-90423,
15 BR-9701 or the like are illustrated. Angiotensin II receptor antagonists are preferably used for diabetic complications or hypertension.

 As endothelin-converting enzyme inhibitors, CGS-31447, CGS-35066, SM-19712 or the like are illustrated; as endothelin
20 receptor antagonists, L-749805, TBC-3214, BMS-182874, BQ-610, TA-0201, SB-215355, PD-180988, sodium sitaxsentan, BMS-193884, darusentan, TBC-3711, bosentan, sodium tezosentan, J-104132, YM-598, S-0139, SB-234551, RPR-118031A, ATZ-1993, RO-61-1790, ABT-546, enlasentan, BMS-207940 or the like are illustrated.
25 These drugs are preferably used for diabetic complications or hypertension, and more preferably for hypertension.

 As diuretic agents, chlorthalidone, metolazone,

cyclopenthiazide, trichloromethiazide, hydrochlorothiazide, hydroflumethiazide, benzylhydrochlorothiazide, penflutizide, methyclothiazide, indapamide, tripamide, mefruside, azosemide, etacrynic acid, torasemide, piretanide, furosemide, bumetanide, 5 meticrane, potassium canrenoate, spironolactone, triamterene, aminophylline, cicletanine hydrochloride, LLU- α , PNU-80873A, isosorbide, D-mannitol, D-sorbitol, fructose, glycerin, acetazolamide, methazolamide, FR-179544, OPC-31260, lixivaptan, conivaptan hydrochloride or the like are illustrated. Diuretic 10 drugs are preferably used for diabetic complications, hypertension, congestive heart failure or edema, and more preferably for hypertension, congestive heart failure or edema because of reducing blood pressure or improving edema by increasing urinary excretion.

15 As calcium antagonists, aranidipine, efonidipine hydrochloride, nicardipine hydrochloride, barnidipine hydrochloride, benidipine hydrochloride, manidipine hydrochloride, cilnidipine, nisoldipine, nitrendipine, nifedipine, nilvadipine, felodipine, amlodipine besilate, 20 pranidipine, lercanidipine hydrochloride, isradipine, elgodipine, azelnidipine, lacidipine, vatanidipine hydrochloride, lemildipine, diltiazem hydrochloride, clentiazem maleate, verapamil hydrochloride, S-verapamil, fasudil hydrochloride, bepridil hydrochloride, gallopamil 25 hydrochloride or the like are illustrated; as vasodilating antihypertensive agents, indapamide, todralazine hydrochloride, hydralazine hydrochloride, cadralazine, budralazine or the like

are illustrated; as sympathetic blocking agents, amosulalol hydrochloride, terazosin hydrochloride, bunazosin hydrochloride, prazosin hydrochloride, doxazosin mesylate, propranolol hydrochloride, atenolol, metoprolol tartrate, 5 carvedilol, nipradilol, celiprolol hydrochloride, nebivolol, betaxolol hydrochloride, pindolol, tertatolol hydrochloride, bevantolol hydrochloride, timolol maleate, carteolol hydrochloride, bisoprolol hemifumarate, bopindolol malonate, nipradilol, penbutolol sulfate, acebutolol hydrochloride, 10 tilisolol hydrochloride, nadolol, urapidil, indoramin or the like are illustrated; as centrally acting antihypertensive agents, reserpine or the like are illustrated; and as α_2 -adrenoceptor agonists, clonidine hydrochloride, methyldopa, CHF-1035, guanabenz acetate, guanfacine 15 hydrochloride, moxonidine, lofexidine, talipexole hydrochloride or the like are illustrated. These drugs are preferably used for hypertension.

As antiplatelets agents, ticlopidine hydrochloride, dipyridamole, cilostazol, ethyl icosapentate, sarpogrelate 20 hydrochloride, dilazep dihydrochloride, trapidil, beraprost sodium, aspirin or the like are illustrated. Antiplatelets agents are preferably used for atherosclerosis or congestive heart failure.

As uric acid synthesis inhibitors, allopurinol, 25 oxypurinol or the like are illustrated; as uricosuric agents, benzbromarone, probenecid or the like are illustrated; and as urinary alkalizers, sodium hydrogen carbonate, potassium

citrate, sodium citrate or the like are illustrated. These drugs are preferably used for hyperuricemia or gout.

In case of uses in combination with a compound of the present invention, for example, in the use for diabetes, the combination
5 with at least one member of the group consisting of an insulin sensitivity enhancer, a glucose absorption inhibitor, a biguanide, an insulin secretion enhancer, a SGLT2 inhibitors, an insulin or insulin analogue, a glucagon receptor antagonist, an insulin receptor kinase stimulant, a tripeptidyl peptidase
10 II inhibitor, a dipeptidyl peptidase IV inhibitor, a protein tyrosine phosphatase-1B inhibitor, a glycogen phosphorylase inhibitor, a glucose-6-phosphatase inhibitor, a fructose-bisphosphatase inhibitor, a pyruvate dehydrogenase inhibitor, a hepatic gluconeogenesis inhibitor, D-chiroinsitol,
15 a glycogen synthase kinase-3 inhibitor, glucagon-like peptide-1, a glucagon-like peptide-1 analogue, a glucagon-like peptide-1 agonist, amylin, an amylin analogue, an amylin agonist and an appetite suppressant is preferable; the combination with at least one member of the group consisting of an insulin sensitivity
20 enhancer, a glucose absorption inhibitor, a biguanide, an insulin secretion enhancer, a SGLT2 inhibitors, an insulin or insulin analogue, a glucagon receptor antagonist, an insulin receptor kinase stimulant, a tripeptidyl peptidase II inhibitor, a dipeptidyl peptidase IV inhibitor, a protein tyrosine
25 phosphatase-1B inhibitor, a glycogen phosphorylase inhibitor, a glucose-6-phosphatase inhibitor, a fructose-bisphosphatase inhibitor, a pyruvate dehydrogenase inhibitor, a hepatic

gluconeogenesis inhibitor, D-chiroinsitol, a glycogen synthase kinase-3 inhibitor, glucagon-like peptide-1, a glucagon-like peptide-1 analogue, a glucagon-like peptide-1 agonist, amylin, an amylin analogue and an amylin agonist is more preferable;

5 and the combination with at least one member of the group consisting of an insulin sensitivity enhancer, a glucose absorption inhibitor, a biguanide, an insulin secretion enhancer, a SGLT2 inhibitor and an insulin or insulin analogue is most preferable. Similarly, in the use for diabetic complications,

10 the combination with at least one member of the group consisting of an insulin sensitivity enhancer, a glucose absorption inhibitor, a biguanide, an insulin secretion enhancer, a SGLT2 inhibitor, an insulin or insulin analogue, a glucagon receptor antagonist, an insulin receptor kinase stimulant, a tripeptidyl

15 peptidase II inhibitor, a dipeptidyl peptidase IV inhibitor, a protein tyrosine phosphatase-1B inhibitor, a glycogen phosphorylase inhibitor, a glucose-6-phosphatase inhibitor, a fructose-bisphosphatase inhibitor, a pyruvate dehydrogenase inhibitor, a hepatic gluconeogenesis inhibitor, D-chiroinsitol,

20 glycogen synthase kinase-3 inhibitors, glucagon-like peptide-1, a glucagon-like peptide-1 analogue, a glucagon-like peptide-1 agonist, amylin, an amylin analogue, an amylin agonist, an aldose reductase inhibitor, an advanced glycation endproducts formation inhibitor, a protein kinase C inhibitor, a

25 γ -aminobutyric acid antagonist, a sodium channel antagonist, a transcript factor NF- κ B inhibitor, a lipid peroxidase inhibitor, an *N*-acetylated- α -linked-acid-dipeptidase inhibitor,

insulin-like growth factor-I, platelet-derived growth factor, a platelet derived growth factor analogue, epidermal growth factor, nerve growth factor, a carnitine derivative, uridine, 5-hydroxy-1-methylhydantoin, EGB-761, bimoctomol, sulodexide, 5 Y-128, an antidiarrhoics, cathartics, an angiotensin-converting enzyme inhibitor, a neutral endopeptidase inhibitor, an angiotensin II receptor antagonist, an endothelin-converting enzyme inhibitor, an endothelin receptor antagonist and a diuretic agent is preferable; and the 10 combination with at least one member of the group consisting of an aldose reductase inhibitor, an angiotensin-converting enzyme inhibitor, a neutral endopeptidase inhibitor and an angiotensin II receptor antagonist is more preferable. Furthermore, in the use for obesity, the combination with at 15 least one member of the group consisting of an insulin sensitivity enhancer, a glucose absorption inhibitor, a biguanide, an insulin secretion enhancer, a SGLT2 inhibitor, an insulin or insulin analogue, a glucagon receptor antagonist, an insulin receptor kinase stimulant, a tripeptidyl peptidase II inhibitor, a 20 dipeptidyl peptidase IV inhibitor, a protein tyrosine phosphatase-1B inhibitor, a glycogen phosphorylase inhibitor, a glucose-6-phosphatase inhibitor, a fructose-bisphosphatase inhibitor, a pyruvate dehydrogenase inhibitor, a hepatic gluconeogenesis inhibitor, D-chiroinsitol, a glycogen synthase 25 kinase-3 inhibitor, glucagon-like peptide-1, a glucagon-like peptide-1 analogue, a glucagon-like peptide-1 agonist, amylin, an amylin analogue, an amylin agonist, a β_3 -adrenoceptor agonist

and an appetite suppressant is preferable; and the combination with at least one member of the group consisting of a glucose absorption inhibitor, a SGLT2 inhibitor, a β_3 -adrenoceptor agonist and an appetite suppressant is more preferable.

5 When the pharmaceutical compositions of the present invention are employed in the practical treatment, various dosage forms are used depending on their uses. As examples of the dosage forms, powders, granules, fine granules, dry syrups, tablets, capsules, injections, solutions, ointments, suppositories,
10 poultices and the like are illustrated, which are orally or parenterally administered. The pharmaceutical compositions of the present invention also include sustained release formulation including gastrointestinal mucoadhesive formulation (e.g., International publications Nos. WO99/10010, WO99/26606, and
15 Japanese patent publication No. 2001-2567).

 These pharmaceutical compositions can be prepared by admixing with or by diluting and dissolving with an appropriate pharmaceutical additive such as excipients, disintegrators, binders, lubricants, diluents, buffers, isotonicities,
20 antiseptics, moistening agents, emulsifiers, dispersing agents, stabilizing agents, dissolving aids and the like, and formulating the mixture in accordance with conventional methods. In case of the uses of the compound of the present invention in combination with other drug(s), they can be prepared by formulating each
25 active ingredient together or individually in a similar manner as defined above.

When the pharmaceutical compositions of the present invention are employed in the practical treatment, the dosage of a compound represented by the above general formula (I), a pharmaceutically acceptable salt thereof or a prodrug thereof as the active ingredient is appropriately decided depending on the age, sex, body weight and degree of symptoms and treatment of each patient, which is approximately within the range of from 0.1 to 1,000 mg per day per adult human in the case of oral administration and approximately within the range of from 0.01 to 300 mg per day per adult human in the case of parenteral administration, and the daily dose can be divided into one to several doses per day and administered suitably. Also, in case of the uses of the compound of the present invention in combination with other drug(s), the dosage of the compound of the present invention can be decreased, depending on the dosage of the drug(s).

Examples

The present invention is further illustrated in more detail by way of the following Reference Examples, Examples and Test Examples. However, the present invention is not limited thereto.

Reference Example 1

25 2-Bromo-6-fluorobenzaldehyde

To a solution of diisopropylamine (2.65 mL) in tetrahydrofuran (30 mL) was added *n*-butyllithium (2.44 mol/L

n-hexane solution, 7.03 mL) at -78°C under an argon atmosphere, and the mixture was stirred at the same temperature for 5 minutes. To the reaction mixture was added 3-bromofluorobenzene (3 g), and the mixture was stirred at the same temperature for 1 hour.

5 To the reaction mixture was added *N,N*-dimethylformamide (1.45 mL), and the mixture was stirred at the same temperature for 10 minutes, then a saturated ammonium chloride aqueous solution was added to the reaction mixture, and the mixture was stirred under ice-cooling for 5 minutes. The mixture was poured into water,
10 and the mixture was extracted with diethyl ether. The extract was washed with water and brine and dried over anhydrous magnesium sulfate, and the solvent was removed under reduced pressure to give the title compound (3.43 g).

$^1\text{H-NMR}$ (CDCl_3) δ ppm:

15 7.1-7.2 (1H, m), 7.35-7.45 (1H, m), 7.45-7.55 (1H, m), 10.36 (1H, s)

Reference Example 2

4-Bromobenzo[*b*]thiophene

20 To a suspension of sodium hydride (55%, 1.11 g) in dimethyl sulfoxide (20 mL) was added methyl thioglycolate (1.53 mL) at room temperature, and the mixture was stirred for 15 minutes. A solution of 2-bromo-6-fluorobenzaldehyde (3.43 g) in dimethyl sulfoxide (4 mL) was added to the reaction mixture, and the mixture
25 was stirred at room temperature for 5 minutes. The reaction mixture was poured into water with ice and precipitated crystalline solid was collected by filtration, washed with water and dried

under reduced pressure to give 2-methoxycarbonyl-4-bromobenzo-
[b]thiophene (1.52 g). This material was suspended in a mixed
solvent of methanol (20 mL) and water (10 mL) and sodium hydroxide
(0.91 g) was added to the suspension. The mixture was stirred
5 for at 50°C for 5 hours. The reaction mixture was cooled with
ice bath, and the reaction mixture was acidified by adding 2mol/L
hydrochloric acid. The precipitated crystalline solid was
collected by filtration, washed with water and dried under reduced
pressure to give 2-carboxybenzo[b]thiophene (1.27 g). To this
10 material were added copper powder (0.42 g) and quinoline (10 mL),
and the mixture was stirred at 190°C for 1 hour. After the reaction
mixture was cooled to room temperature, 2mol/L hydrochloric acid
(40 mL) and ethyl acetate (20 mL) were added to the reaction mixture,
and the mixture was stirred for 15 minutes. Insoluble material
15 in the mixture was removed by filtration, and the organic layer
of the filtrate was separated. The aqueous layer of filtrate was
extracted with ethyl acetate. The organic layers were combined,
and the combined organic layer was washed with 2mol/L hydrochloric
acid, water and brine and dried over anhydrous magnesium sulfate,
20 and the solvent was removed under reduced pressure. The residue
was purified by column chromatography on silica gel (eluent:
n-hexane) to give the title compound (0.55 g).

¹H-NMR (CDCl₃) δ ppm:

7.15-7.25 (1H, m), 7.45-7.6 (3H, m), 7.82 (1H, d, J=8.2Hz)

25

Reference Example 3

7-Bromobenzo[b]thiophene

To a mixture of 2-bromothiophenol (5 g) and 2-bromomethyl-1,3-dioxolane (2.98 mL) in *N,N*-dimethylformamide (50 mL) was added potassium carbonate (5.48 g) at room temperature, and the mixture was stirred overnight. The reaction mixture was poured into water, and the mixture was extracted with diethyl ether. The extract was washed with water, 1mol/L sodium hydroxide aqueous solution, water and brine successively, and dried over anhydrous magnesium sulfate, and the solvent was removed under reduced pressure to give (2-bromophenylthiomethyl)-1,3-dioxolane (7.25 g). To a mixture of poly phosphoric acid (20 g) and chlorobenzene (40 mL) was added a solution of (2-bromophenylthiomethyl)-1,3-dioxolane (7.25 g) in chlorobenzene (20 mL), and the mixture was refluxed for 8 hours. The reaction mixture was cooled to room temperature and supernatant solution was collected by decantation. Toluene was added to the residue, and the supernatant was collected by decantation after the mixture was stirred. The supernatant was combined and concentrated under reduced pressure. The residue was dissolved in ethyl acetate, and the solution was washed with a saturated sodium hydrogencarbonate aqueous solution, water and brine and dried over anhydrous magnesium sulfate, and the solvent was removed under reduced pressure. The residue was purified by column chromatography on silica gel (eluent: *n*-hexane) to give the title compound (2.27 g).

¹H-NMR (CDCl₃) δ ppm:
7.25 (1H, t, J=7.8Hz), 7.44 (1H, d, J=5.6Hz), 7.45-7.55 (2H, m), 7.77 (1H, d, J=7.8Hz)

Reference Example 4

4-[(E)-2-Phenylvinyl]benzo[b]thiophene

A mixture of 4-bromobenzo[b]thiophene (0.55 g), styrene
5 (0.89 mL), triethylamine (1.81 mL), palladium(II) acetate (59
mg) and tris(2-methylphenyl)phosphine (0.16 g) in acetonitrile
(10 mL) was refluxed overnight under an argon atmosphere. The
reaction mixture was diluted with diethyl ether and an insoluble
material was removed by filtration. The filtrate was washed with
10 1mol/L hydrochloric acid, water and brine successively, and dried
over anhydrous magnesium sulfate, and the solvent was removed
under reduced pressure. The residue was purified by column
chromatography on silica gel (eluent: *n*-hexane - *n*-hexane/ethyl
acetate = 5/1) to give the title compound (0.56 g).

15 ¹H-NMR (CDCl₃) δ ppm:

7.2-7.45 (6H, m), 7.51 (1H, d, J=5.5Hz), 7.55-7.7 (4H, m), 7.81
(1H, d, J=7.8Hz)

Reference Example 5

20 7-[(E)-2-Phenylvinyl]benzo[b]thiophene

The title compound was prepared in a similar manner to that
described in Reference Example 4 using 7-bromobenzo[b]thiophene
instead of 4-bromobenzo[b]thiophene.

¹H-NMR (CDCl₃) δ ppm:

25 7.25-7.45 (7H, m), 7.5 (1H, d, J=5.7Hz), 7.55-7.65 (3H, m), 7.77
(1H, dd, J=7.9Hz, 1.1Hz)

Reference Example 6

4-(2-Phenylethyl)benzo[b]thiophene

To a solution of 4-[(E)-2-phenylvinyl]benzo[b]thiophene (0.56 g) and triethyl amine (2.63 mL) in tetrahydrofuran (25 mL) was added 2,4,6-triisopropylbenzenesulfonylhydrazide (5 g), and the mixture was refluxed overnight under an argon atmosphere. After the reaction mixture was cooled to room temperature, 2mol/L hydrochloric acid was added to the mixture, and the mixture was stirred for 10 minutes. The mixture was poured into water, and the mixture was extracted with diethyl ether. The extract was washed with water and brine and dried over anhydrous magnesium sulfate, and the solvent was removed under reduced pressure. The residue was purified by column chromatography on silica gel (eluent: *n*-hexane) to give a mixture of the starting material and the title compound (0.43 g). This mixture was dissolved in triethylamine (2.04 g) and tetrahydrofuran (18 mL), and 2,4,6-triisopropylbenzenesulfonylhydrazide (3.28 g) was added to the solution, and the mixture was refluxed overnight under an argon atmosphere. The reaction mixture was cooled to room temperature and 2mol/L hydrochloric acid was added to the mixture, and the mixture was stirred for 10 minutes. The mixture was poured into water, and the mixture was extracted with diethyl ether. The extract was washed with water and brine and dried over anhydrous magnesium sulfate, and the solvent was removed under reduced pressure. The residue was purified by column chromatography on silica gel (eluent: *n*-hexane) to give the title compound (0.4 g).

¹H-NMR (CDCl₃) δ ppm:

3.0-3.05 (2H, m), 3.2-3.3 (2H, m), 7.1-7.35 (7H, m), 7.4-7.5 (2H, m), 7.75 (1H, d, J=8.0Hz)

5 Reference Example 7

7-(2-Phenylethyl)benzo[b]thiophene

The title compound was prepared in a similar manner to that described in Reference Example 6 using 7-[(E)-2-phenyl-

10 benzo[b]thiophene.

¹H-NMR (CDCl₃) δ ppm:

3.05-3.15 (2H, m), 3.15-3.25 (2H, m), 7.1-7.35 (7H, m), 7.38 (1H, d, J=5.4Hz), 7.44 (1H, d, J=5.4Hz), 7.7 (1H, d, J=7.9Hz)

15 Reference Example 8

2-(2,3,4,6-Tetra-O-benzyl-β-D-glucopyranosyl)-4-(2-phenylethyl)benzo[b]thiophene

To a solution of 4-(2-phenylethyl)benzo[b]thiophene (0.4 g) in tetrahydrofuran (15 mL) was added *n*-butyllithium (2.44mol/L
20 *n*-hexane solution, 0.69 mL) at -78°C under an argon atmosphere, and the mixture was stirred at the same temperature for 30 minutes. To the mixture was added a solution of 2,3,4,6-tetra-*O*-benzyl-*D*-glucono-1,5-lactone (0.82 g) in tetrahydrofuran (3 mL), and the mixture was stirred under ice-cooling for 10 minutes. The
25 reaction mixture was poured into a saturated ammonium chloride aqueous solution, and the mixture was extracted with diethyl ether. The extract was washed with water and brine and dried over anhydrous

magnesium sulfate, and the solvent was removed under reduced pressure. The residue was purified by column chromatography on silica gel (eluent: *n*-hexane/ethyl acetate = 4/1) to give 2,3,4,6-tetra-*O*-benzyl-1-[4-(2-phenylethyl)benzo[*b*]-thiophene-2-yl]-*D*-glucopyranose (1.02 g). This material was dissolved in acetonitrile (13 mL) and triethylsilane (0.42 mL) was added to the solution. Boron trifluoride diethyl ether complex (0.18 mL) was added to the solution at -20°C, and the mixture was stirred at room temperature for 1 hour. A saturated potassium carbonate aqueous solution was added to the reaction mixture, and the mixture was extracted with diethyl ether. The extract was washed with water and brine and dried over anhydrous magnesium sulfate, and the solvent was removed under reduced pressure. The residue was purified by column chromatography on silica gel (eluent: *n*-hexane/ethyl acetate = 8/1) to give the title compound (0.58 g).

¹H-NMR (CDCl₃) δ ppm:

2.9-3.05 (2H, m), 3.1-3.25 (2H, m), 3.6-3.7 (2H, m), 3.75-3.9 (4H, m), 4.11 (1H, d, J=10.4Hz), 4.55-4.75 (5H, m), 4.88 (1H, d, J=10.7Hz), 4.92 (1H, d, J=11.0Hz), 4.96 (1H, d, J=11.0Hz), 6.9-7.0 (2H, m), 7.05-7.4 (25H, m), 7.47 (1H, s), 7.7 (1H, d, J=8.1Hz)

Reference Example 9

2-(2,3,4,6-Tetra-*O*-benzyl-β-*D*-glucopyranosyl)-7-(2-phenylethyl)benzo[*b*]thiophene

The title compound was prepared in a similar manner to that

described in Reference Example 8 using 7-(2-phenylethyl)benzo[*b*]thiophene instead of 4-(2-phenylethyl)benzo[*b*]thiophene.

¹H-NMR (CDCl₃) δ ppm:

5 3.0-3.2 (4H, m), 3.6-3.7 (2H, m), 3.75-3.9 (4H, m), 4.11 (1H, d, J=10.3Hz), 4.5-4.75 (5H, m), 4.87 (1H, d, J=10.7Hz), 4.92 (1H, d, J=11.0Hz), 4.97 (1H, d, J=11.0Hz), 6.95-7.0 (2H, m), 7.1-7.45 (26H, m), 7.62 (1H, d, J=7.8Hz)

10 Example 1

2-(β-D-Glucopyranosyl)-4-(2-phenylethyl)benzo[*b*]thiophene

To a solution of 2-(2,3,4,6-tetra-*O*-benzyl-β-D-glucopyranosyl)-4-(2-phenylethyl)benzo[*b*]thiophene (0.58 g) and ethanethiol (1.13 mL) in dichloromethane (10 mL) was added boron trifluoride diethyl ether complex (1.43 mL) at room temperature, and the mixture was stirred for 3 hours. A saturated potassium carbonate aqueous solution was added to the reaction mixture, and the mixture was extracted with ethyl acetate. The extract was washed with brine and dried over anhydrous magnesium sulfate, and the solvent was removed under reduced pressure. The residue was purified by column chromatography on silica gel (eluent: dichloromethane/methanol = 10/1) to give the title compound (94 mg).

¹H-NMR (CD₃OD) δ ppm:

25 2.95-3.05 (2H, m), 3.15-3.25 (2H, m), 3.35-3.55 (4H, m), 3.72 (1H, dd, J=12.1Hz, 6.0Hz), 3.92 (1H, dd, J=12.1Hz, 2.1Hz), 4.55 (1H, d, J=8.8Hz), 7.06 (1H, d, J=6.8Hz), 7.1-7.3 (6H, m), 7.54

(1H, s), 7.66 (1H, d, J=8.3Hz)

Example 2

2-(β -D-Glucopyranosyl)-7-(2-phenylethyl)benzo[b]thiophene

5 The title compound was prepared in a similar manner to that described in Example 1 using 2-(2,3,4,6-tetra-O-benzyl- β -D-glucopyranosyl)-7-(2-phenylethyl)benzo[b]thiophene instead of 2-(2,3,4,6-tetra-O-benzyl- β -D-glucopyranosyl)-4-(2-phenylethyl)benzo[b]thiophene.

10 $^1\text{H-NMR}$ (CD_3OD) δ ppm:

3.0-3.1 (2H, m), 3.1-3.2 (2H, m), 3.35-3.55 (4H, m), 3.73 (1H, dd, J=12.1Hz, 5.8Hz), 3.93 (1H, dd, J=12.1Hz, 2.0Hz), 4.54 (1H, d, J=8.6Hz), 7.06 (1H, d, J=6.5Hz), 7.1-7.3 (6H, m), 7.41 (1H, s), 7.55-7.65 (1H, m)

15

Example 3

Process 1

Benzo[b]thiophen-7-yl-p-tolylmethanol

 A Grignard reagent was prepared using 7-bromobenzo-
20 [b]thiophene (1.0 g), magnesium (0.13 g), a catalytic amount of iodine and tetrahydrofuran (3 mL) according to the general method. To the Grignard reagent solution was added a solution of 4-methylbenzaldehyde (0.62 g) in tetrahydrofuran (5 mL) at 0°C under an argon atmosphere. The reaction mixture was stirred at
25 room temperature overnight and a saturated ammonium chloride aqueous solution was added to the mixture. The mixture was extracted with diethyl ether, and the organic layer was washed

with brine and dried over anhydrous magnesium sulfate. The solvent was removed under reduced pressure, and the residue was purified by column chromatography on aminopropylated silica gel (eluent: tetrahydrofuran). Further purification by column chromatography on silica gel (eluent; *n*-hexane/ethyl acetate = 6/1) gave the title compound (0.68 g) as yellow oil.

$^1\text{H-NMR}$ (CDCl_3) δ ppm:

2.32 (3H, s), 2.38 (1H, d, $J=3.6\text{Hz}$), 6.11 (1H, d, $J=3.4\text{Hz}$), 7.10-7.20 (2H, m), 7.30-7.45 (5H, m), 7.45-7.50 (1H, m), 7.70-7.80 (1H, m)

Process 2

7-(4-Methylbenzyl)benzo[b]thiophene

To a suspension of sodium iodide (2.0 g) in acetonitrile was added chlorotrimethylsilane (1.5 g) at room temperature. After the mixture was stirred at room temperature for 15 minutes, benzo[b]thiophen-7-yl-*p*-tolylmethanol (0.68 g) was added to the mixture, and the mixture was stirred at room temperature for 15 minutes. The reaction mixture was poured into water, and the mixture was extracted with hexane. The organic layer was washed with water and brine and dried over anhydrous magnesium sulfate. The solvent was removed under reduced pressure, and the residue was purified by column chromatography on silica gel (eluent: *n*-hexane) to give the title compound (0.57 g) as colorless oil.

$^1\text{H-NMR}$ (CDCl_3) δ ppm:

2.31 (3H, s), 4.20 (2H, s), 7.05-7.14 (3H, m), 7.14-7.20 (2H, m), 7.25-7.45 (3H, m), 7.65-7.75 (1H, m)

Process 3

2,3,4,6-Tetra-O-benzyl-1-[7-(4-methylbenzyl)benzo[b]thiophen-2-yl]-D-glucofuranose

5 To a solution of 7-(4-methylbenzyl)benzo[b]thiophene (0.57 g) in tetrahydrofuran (10 mL) was added *n*-butyllithium (2.71 mol/L tetrahydrofuran solution, 0.88 mL) at -78°C under an argon atmosphere. The mixture was stirred at the same temperature for 30 minutes and a solution of 2,3,4,6-tetra-*O*-benzyl-D-glucono-
10 1,5-lactone (1.2 g) in tetrahydrofuran (5 mL) was added to the mixture. The reaction mixture was warmed to 0°C and stirred for 10 minutes. The reaction mixture was poured into a saturated ammonium chloride aqueous solution, and the mixture was extracted with diethyl ether. The organic layer was washed with brine
15 and dried over anhydrous magnesium sulfate. The solvent was removed under reduced pressure, and the residue was purified by column chromatography on silica gel (eluent: *n*-hexane/ethyl acetate = 4/1) to give the title compound (1.2 g).

20 Process 4

2-(2,3,4,6-Tetra-O-benzyl- β -D-glucofuranosyl)-7-(4-methylbenzyl)benzo[b]thiophene

To a solution of 2,3,4,6-tetra-*O*-benzyl-1-[7-(4-methylbenzyl)benzo[b]thiophen-2-yl]-D-glucofuranose (1.2 g) and
25 triethylsilane (0.49 mL) in acetonitrile (15 mL) was added boron trifluoride diethyl ether complex (2.0 mL) at -20°C, and the mixture was stirred for 1 hour. A saturated potassium carbonate aqueous

solution was added to the mixture, and the mixture was extracted with diethyl ether. The organic layer was washed with water and brine and dried over anhydrous magnesium sulfate. The solvent was removed under reduced pressure, and the residue was
5 purified by column chromatography on silica gel (eluent: *n*-hexane/ethyl acetate = 6/1) to give the title compound (0.95 g).

¹H-NMR (CDCl₃) δ ppm:

2.28 (3H, s), 3.55-3.70 (2H, m), 3.75-3.85 (4H, m), 4.09 (1H,
10 d, J=10.5Hz), 4.15-4.20 (2H, m), 4.52 (1H, d, J=10.4Hz), 4.56-4.62 (2H, m), 4.62-4.72 (2H, m), 6.90-7.00 (2H, m), 7.00-7.40 (25H, m), 7.55-7.65 (1H, m)

Process 5

15 2-(β-D-Glucopyranosyl)-7-(4-methylbenzyl)benzo[b]thiophene

To a solution of 2-(2,3,4,6-tetra-*O*-benzyl-β-D-glucopyranosyl)-7-(4-methylbenzyl)benzo[b]thiophene (0.95 g) and ethanethiol (1.8 mL) in dichloromethane (15 mL) was added boron trifluoride diethyl ether complex (2.1 mL) at room
20 temperature. The reaction mixture was stirred at room temperature for 3 hours, and a saturated potassium carbonate aqueous solution was added to the mixture. The mixture was extracted with ethyl acetate. The organic layer was washed with brine and dried over anhydrous magnesium sulfate. The solvent was removed under
25 reduced pressure, and the residue was purified by column chromatography on silica gel (eluent: dichloromethane/methanol =10/1) to give the title compound (0.16 g).

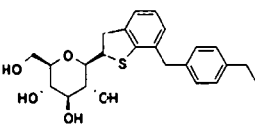
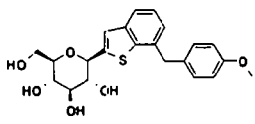
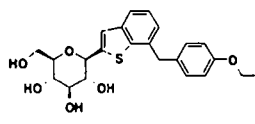
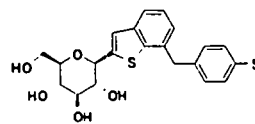
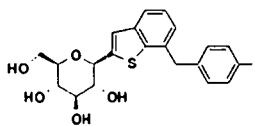
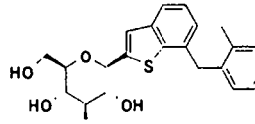
¹H-NMR (CD₃OD) δ ppm:

2.27 (3H, s), 3.30-3.50 (4H, m), 3.69 (1H, dd, J=5.9, 12.1Hz),
3.90 (1H, dd, J=2.0, 12.1Hz), 4.10-4.15 (2H, m), 4.50 (1H, d,
J=9.0Hz), 7.00-7.15 (5H, m), 7.25-7.35 (1H, m), 7.35-7.40 (1H,
5 m), 7.55-7.70 (1H, m)

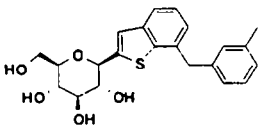
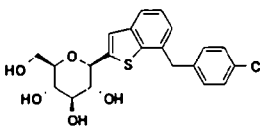
Example 4 - Example 11

The compounds described in Table 1 or 2 were prepared in
a similar manner to that described in Example 3 using
10 corresponding starting materials.

[Table 1]

Example number	Chemical structure	¹ H-NMR (CD ₃ OD) δ ppm
Example 4		1.19 (3H, t, J=7.5Hz), 2.58 (2H, q, J=7.5 Hz), 3.30-3.50 (4H, m), 3.69 (1H, dd, J=5.8, 12.1Hz), 3.90 (1H, dd, J=1.9, 12.1 Hz), 4.10-4.20 (2H, m), 4.50 (1H, d, J=8.8Hz), 7.00-7.20 (5H, m), 7.25-7.35 (1H, m), 7.35-7.45 (1H, m), 7.60-7.65 (1H, m)
Example 5		3.35-3.50 (4H, m), 3.69 (1H, dd, J=6.0, 12.1Hz), 3.74 (3H, s), 3.90 (1H, dd, J=1.8, 12.1Hz), 4.12 (2H, s), 4.50 (1H, d, J=9.2Hz), 6.75-6.85 (2H, m), 7.05-7.20 (3H, m), 7.25-7.35 (1H, m), 7.35-7.45 (1H, m), 7.60-7.65 (1H, m)
Example 6		1.35 (3H, t, J=7.0Hz), 3.30-3.50 (4H, m), 3.69 (1H, dd, J=5.8, 12.2Hz), 3.90 (1H, dd, J=2.0, 12.2Hz), 3.98 (2H, q, J=7.0 Hz), 4.11 (2H, s), 4.50 (1H, d, J=9.0Hz), 6.75-6.85 (2H, m), 7.05-7.20 (3H, m), 7.25-7.35 (1H, m), 7.35-7.45 (1H, m), 7.60-7.65 (1H, m)
Example 7		2.42 (3H, s), 3.30-3.50 (4H, m), 3.69 (1H, dd, J=5.9, 12.1Hz), 3.90 (1H, dd, J=2.0, 12.1Hz), 4.15 (2H, s), 4.50 (1H, d, J=9.2 Hz), 7.10-7.20 (5H, m), 7.25-7.35 (1H, m), 7.35-7.45 (1H, m), 7.60-7.70 (1H, m)
Example 8		3.30-3.50 (4H, m), 3.69 (1H, dd, J=6.0, 12.0Hz), 3.90 (1H, dd, J=2.0, 12.0Hz), 4.17 (2H, s), 4.50 (1H, d, J=9.2Hz), 6.90-7.00 (2H, m), 7.10-7.15 (1H, m), 7.20-7.35 (3H, m), 7.35-7.45 (1H, m), 7.60-7.70 (1H, m)
Example 9		2.21 (3H, s), 3.30-3.55 (4H, m), 3.70 (1H, dd, J=6.0, 12.2Hz), 3.91 (1H, dd, J=2.0, 12.2Hz), 4.17 (2H, s), 4.52 (1H, d, J=9.3 Hz), 6.80-6.85 (1H, m), 7.00-7.30 (5H, m), 7.35-7.45 (1H, m), 7.60-7.65 (1H, m)

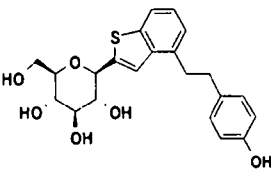
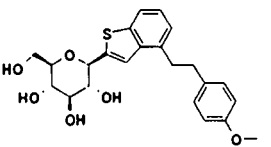
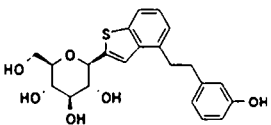
[Table 2]

Example number	Chemical structure	¹ H-NMR (CD ₃ OD) δ ppm
Example 10		2.26 (3H, s), 3.30-3.50 (4H, m), 3.69 (1H, dd, J=6.0, 12.0Hz), 3.90 (1H, dd, J=2.2, 12.0Hz), 4.14 (2H, s), 4.50 (1H, d, J=9.1 Hz), 6.95-7.15 (5H, m), 7.25-7.35 (1H, m), 7.35-7.45 (1H, m), 7.60-7.65 (1H, m)
Example 11		3.30-3.50 (4H, m), 3.70 (1H, dd, J=5.9, 12.0Hz), 3.90 (1H, dd, J=2.2, 12.0Hz), 4.12 (2H, s), 4.50 (1H, d, J=9.3Hz), 7.10-7.17 (1H, m), 7.18-7.27 (4H, m), 7.18-7.35 (1H, m), 7.36-7.45 (1H, m)

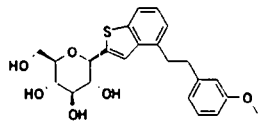
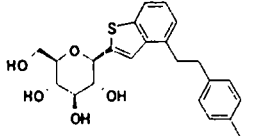
Example 12 - Example 16

The compounds described in Table 3 or 4 were prepared in a similar manner to that described in Example 1 using corresponding starting materials.

[Table 3]

Example number	Chemical structure	¹ H-NMR (CD ₃ OD) δ ppm
Example 12		2.80-2.95 (2H, m), 3.10-3.20 (2H, m), 3.30-3.55 (4H, m), 3.72 (1H, dd, J=5.7, 12.1Hz), 3.92 (1H, dd, J=2.1, 12.1Hz), 4.54 (1H, d, J=9.2Hz), 6.65-6.70 (2H, m), 6.95-7.02 (2H, m), 7.03-7.08 (1H, m), 7.15-7.20 (1H, m), 7.45-7.55 (1H, m), 7.60-7.70 (1H, m)
Example 13		2.80-3.00 (2H, m), 3.10-3.25 (2H, m), 3.30-3.55 (4H, m), 3.72 (1H, dd, J=6.0, 11.8Hz), 3.75 (3H, s), 3.92 (1H, dd, J=1.9, 11.8Hz), 4.55 (1H, d, J=9.7Hz), 6.75-6.85 (2H, m), 7.00-7.12 (3H, m), 7.14-7.20 (1H, m), 7.51 (1H, s), 7.65 (1H, d, J=8.5Hz)
Example 14		2.85-2.95 (2H, m), 3.10-3.25 (2H, m), 3.30-3.55 (4H, m), 3.72 (1H, dd, J=6.0, 12.1Hz), 3.92 (1H, dd, J=2.3, 12.1Hz), 4.55 (1H, d, J=8.9Hz), 6.55-6.70 (3H, m), 7.00-7.10 (2H, m), 7.15-7.25 (1H, m), 7.52 (1H, s), 7.66 (1H, d, J=7.7Hz)

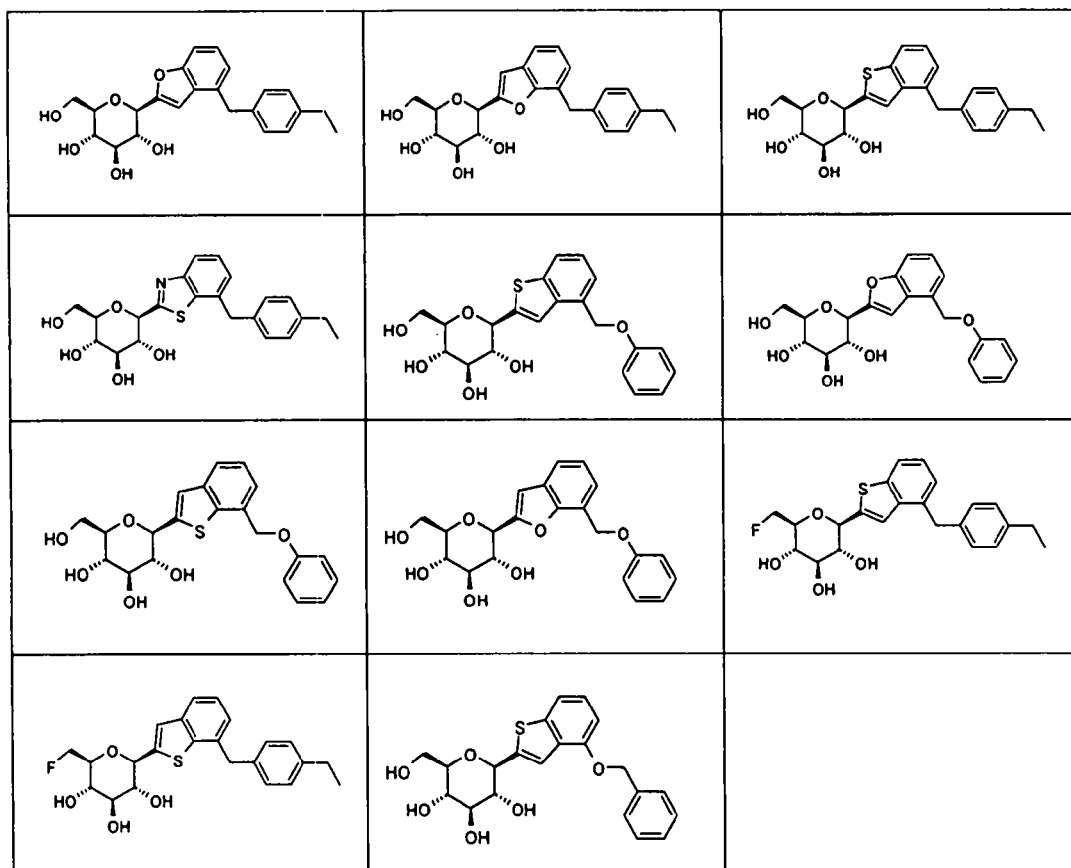
[Table 4]

Example number	Chemical structure	¹ H-NMR (CD ₃ OD) δ ppm
Example 15		2.90-3.05 (2H, m), 3.15-3.25 (2H, m), 3.30-3.55 (4H, m), 3.72 (1H, dd, J=6.1, 11.9Hz), 3.72 (3H, s), 3.92 (1H, dd, J=2.4, 11.9Hz), 4.55 (1H, d, J=8.9Hz), 6.65-6.75 (2H, m), 6.75-6.80 (1H, m), 7.00-7.10 (1H, m), 7.10-7.25 (2H, m), 7.52 (1H, s), 7.66 (1H, d, J=8.4Hz)
Example 16		2.28 (3H, s), 2.85-3.00 (2H, m), 3.10-3.25 (2H, m), 3.35-3.55 (4H, m), 3.72 (1H, dd, J=6.0, 12.1Hz), 3.92 (1H, dd, J=2.3, 12.1 Hz), 4.55 (1H, d, J=8.8Hz), 7.00-7.10 (5H, m), 7.10-7.25 (1H, m), 7.52 (1H, m), 7.65 (1H, d, J=7.9Hz)

The compounds described in Table 5 can be prepared in a similar manner to that described in the above Examples or

Reference Examples.

[Table 5]



Test Example 1

5 Assay for inhibitory effects on human SGLT1 activity

1) Cloning and construction of the vector expressing human SGLT1

The cDNA library was prepared for PCR amplification by reverse transcription from total RNA derived from human small intestine (Ori gene) using oligo-dT as a primer. Using this cDNA library as a template, the DNA fragment coding 1 to 2005 bp of human SGLT1 (ACCESSION: M24847), which was reported by Hediger et al., was amplified by PCR method and inserted into the multi-cloning site of pcDNA3.1(-) (Invitrogen). The DNA sequence inserted was perfectly matched to the previously reported

sequence.

2) Establishment of cell line stably expressing human SGLT1

The expression vector of human SGLT1 was digested by Sca
5 I into a linear DNA. The linear DNA was transfected into CHO-K1
cells by means of lipofection (Effectene Transfection Reagent:
QIAGEN). Neomycin resistant cell lines were selected by culture
in the medium containing G418 (1 mg/mL, LIFE TECHNOLOGIES), and
then the activity against the uptake of methyl- α -D-
10 glucopyranoside was measured by the method described below. The
cell line, which showed the greatest uptake activity, was selected
and designated as CS1-5-11D. CS1-5-11D cells were cultured in
the presence of G418 at 200 μ g/mL.

15 3) Measurement of the inhibitory activity against the uptake
of methyl- α -D-glucopyranoside (α -MG)

CS1-5-11D cells were seeded into a 96-well culture plate
at a density of 3×10^4 cells/well and cultured for 2 days, and
were used in the uptake assay. A mixture of non-labeled (Sigma)
20 and 14 C-labeled α -MG (Amersham Pharmacia Biotech) was added to
the uptake buffer (pH 7.4; containing 140 mM sodium chloride,
2 mM potassium chloride, 1 mM calcium chloride, 1 mM magnesium
chloride, 10 mM 2-[4-(2-hydroxyethyl)-1-piperazinyl]ethane
sulfonic acid and 5 mM tris(hydroxymethyl)aminomethane) at the
25 final concentration of 1 mM. A test compound was dissolved in
dimethyl sulfoxide, and then appropriately diluted with distilled
water. The test compound solution was added to the uptake buffer

containing 1 mM α -MG, and designated as a measurement buffer. For the control group, the measurement buffer without any test compound was prepared. For measuring the basal uptake, a basal uptake measurement buffer which contains 140 mM choline chloride instead of sodium chloride was prepared. After removing the culture medium of CS1-5-11D cells, 180 μ L of the pre-treatment buffer (the basal uptake buffer without α -MG) was added to each well and incubated at 37°C for 10 minutes. After repeating the same treatment, the pre-treatment buffer was removed. To each well was added 75 μ L of the measurement buffer or the basal uptake buffer was added and incubated at 37°C for 1 hour. After removing the measurement buffer, cells were washed twice with 180 μ L per well of the washing buffer (the basal uptake buffer containing 10 mM non-labeled α -MG). The cells were solubilized by 75 μ L per well of 0.2 mol/L sodium hydroxide. The cell lysates were transferred into PicoPlates (Packard), and then added 150 μ L of MicroScint-40 (Packard) and mixed. Radioactivity was measured by means of micro-scintillation counter TopCount (Packard). One hundred % was set to the difference between the uptake in the control group and the basal uptake, and the uptake of methyl α -D-glucopyranoside at each drug concentration were calculated. The drug concentration, at which 50% uptake of methyl α -D-glucopyranoside was inhibited (IC_{50} value), was calculated using logit plot. The results are shown in Table 6.

25 [Table 6]

Test compound	IC_{50} value (nM)
Example 1	220

Test Example 2

Assay for inhibitory effects on human SGLT2 activity

1) Cloning and construction of the vector expressing human SGLT2

5 The cDNA library was prepared for PCR amplification by reverse transcription from total RNA deprived from human kidney (Ori gene) using oligo-dT as a primer. Using this cDNA library as a template, the DNA fragment coding 2 to 2039 bp of human SGLT2 (ACCESSION: M95549, M95299), which was reported by R. G. Wells
10 et al., was amplified by PCR method and inserted into the multi-cloning site of pcDNA3.1(-) (Invitrogen). The DNA sequence inserted was perfectly matched to the previously reported sequence.

2) Establishment of cell line stably expressing human SGLT2

15 The expression vector of human SGLT2 was digested by Sca I into a linear DNA. The linear DNA was transfected into CHO-K1 cells by means of lipofection (Effectene Transfection Reagent: QIAGEN). Neomycin resistant cell lines were selected by culture in the medium containing G418 (1 mg/mL, LIFE TECHNOLOGIES), and
20 then the activity against the uptake of methyl- α -D-glucopyranoside was measured by the method described below. The cell line, which showed the greatest uptake activity, was selected and designated as CS2-5E. CS2-5E cells were cultured in the presence of G418 at 200 μ g/mL.

25 3) Measurement of the inhibitory activity against the uptake of methyl- α -D-glucopyranoside (α -MG)

CS2-5E cells were seeded into a 96-well culture plate at

a density of 3×10^4 cells/well and cultured for 2 days, and were used in the uptake assay. A mixture of non-labeled (Sigma) and ^{14}C -labeled α -MG (Amersham Pharmacia Biotech) was added to the uptake buffer (pH 7.4; containing 140 mM sodium chloride, 2 mM potassium chloride, 1 mM calcium chloride, 1 mM magnesium chloride, 10 mM 2-[4-(2-hydroxyethyl)-1-piperazinyl]ethane sulfonic acid and 5 mM tris(hydroxymethyl)aminomethane) at the final concentration of 1 mM. A test compound was dissolved in dimethyl sulfoxide, and then appropriately diluted with distilled water.

10 The test compound solution was added to the uptake buffer containing 1 mM α -MG, and designated as a measurement buffer. For the control group, the measurement buffer without any test compound was prepared. For measuring the basal uptake, a basal uptake measurement buffer which contains 140 mM choline chloride instead of sodium chloride was prepared. After removing the culture medium of CS1-5-11D cells, 180 μL of the pre-treatment buffer (the basal uptake buffer without α -MG) was added to each well and incubated at 37°C for 10 minutes. After repeating the same treatment, the pre-treatment buffer was removed. To each well was added 75 μL of the measurement buffer or the basal uptake buffer was added and incubated at 37°C for 1 hour. After removing the measurement buffer, cells were washed twice with 180 μL per well of the washing buffer (the basal uptake buffer containing 10 mM non-labeled α -MG). The cells were solubilized by 75 μL per well of 0.2 mol/L sodium hydroxide. The cell lysates were transferred into PicoPlates (Packard), and then added 150 μL of MicroScint-40 (Packard) and mixed. Radioactivity was measured by means of

15
20
25

micro-scintillation counter TopCount (Packard). One hundred % was set to the difference between the uptake in the control group and the basal uptake, and the uptake of methyl α -D-glucopyranoside at each drug concentration were calculated. The drug

5 concentration, at which 50% uptake of methyl α -D-glucopyranoside was inhibited (IC_{50} value), was calculated using logit plot. The results are shown in Table 7.

[Table 7]

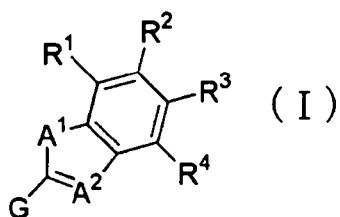
Test compound	IC_{50} value (nM)
Example 1	58
Example 2	130
Example 3	2.0

10 Industrial Applicability

The fused heterocyclic derivatives represented by the above general formula (I) of the present invention, pharmaceutically acceptable salts thereof and prodrugs thereof exert an inhibitory activity in human SGLT and can suppress
15 increase of blood glucose level or lower blood glucose level by inhibiting absorption of carbohydrate such as glucose at the small intestine or by inhibiting reabsorption of glucose at the kidney. Therefore, the present invention can provide excellent agents for the prevention or treatment of a disease associated
20 with hyperglycemia such as diabetes, postprandial hyperglycemia, impaired glucose tolerance, diabetic complications, obesity or the like.

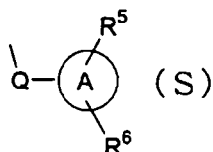
CLAIMS

1. A fused heterocyclic derivative represented by the following general formula (I):



wherein

one of R^1 and R^4 represents a group represented by the general formula:



10 [in the formula R^5 and R^6 independently represent a hydrogen atom, a hydroxy group, a halogen atom, a C_{1-6} alkyl group, a C_{2-6} alkenyl group, a C_{2-6} alkynyl group, a C_{1-6} alkoxy group, a C_{2-6} alkenyloxy group, a C_{1-6} alkylthio group, a C_{2-6} alkenylthio group, a halo(C_{1-6} alkyl) group, a halo(C_{1-6} alkoxy) group, a

15 halo(C_{1-6} alkylthio) group, a hydroxy(C_{1-6} alkyl) group, a hydroxy(C_{2-6} alkenyl) group, a hydroxy(C_{1-6} alkoxy) group, a hydroxy(C_{1-6} alkylthio) group, a carboxy group, a carboxy(C_{1-6} alkyl) group, a carboxy(C_{2-6} alkenyl) group, a carboxy(C_{1-6} alkoxy) group, a carboxy(C_{1-6} alkylthio) group, a C_{2-7}

20 alkoxy carbonyl group, a C_{2-7} alkoxy carbonyl(C_{1-6} alkyl) group, a C_{2-7} alkoxy carbonyl(C_{2-6} alkenyl) group, a C_{2-7}

alkoxycarbonyl(C₁₋₆ alkoxy) group, a C₂₋₇ alkoxycarbonyl(C₁₋₆ alkylthio) group, a C₁₋₆ alkylsulfinyl group, a C₁₋₆ alkylsulfonyl group, -U-V-W-N(R⁷)-Z, or any of the following substituents (i) to (xxviii) which may have 1 to 3 substituents
 5 selected from the following substituent group α on the ring;

(i) a C₆₋₁₀ aryl group, (ii) C₆₋₁₀ aryl-O-, (iii) C₆₋₁₀ aryl-S-, (iv) a C₆₋₁₀ aryl(C₁₋₆ alkyl) group, (v) a C₆₋₁₀ aryl(C₁₋₆ alkoxy) group, (vi) a C₆₋₁₀ aryl(C₁₋₆ alkylthio) group, (vii) a heteroaryl group, (viii) heteroaryl-O-, (ix) heteroaryl-S-,
 10 (x) a heteroaryl(C₁₋₆ alkyl) group, (xi) a heteroaryl(C₁₋₆ alkoxy) group, (xii) a heteroaryl(C₁₋₆ alkylthio) group, (xiii) a C₃₋₇ cycloalkyl group, (xiv) C₃₋₇ cycloalkyl-O-, (xv) C₃₋₇ cycloalkyl-S-, (xvi) a C₃₋₇ cycloalkyl(C₁₋₆ alkyl) group, (xvii) a C₃₋₇ cycloalkyl(C₁₋₆ alkoxy) group, (xviii) a C₃₋₇
 15 cycloalkyl(C₁₋₆ alkylthio) group, (xix) a heterocycloalkyl group, (xx) heterocycloalkyl-O-, (xxi) heterocycloalkyl-S-, (xxii) a heterocycloalkyl(C₁₋₆ alkyl) group, (xxiii) a heterocycloalkyl(C₁₋₆ alkoxy) group, (xxiv) a heterocycloalkyl(C₁₋₆ alkylthio) group, (xxv) an aromatic
 20 cyclic amino group, (xxvi) an aromatic cyclic amino(C₁₋₆ alkyl) group or (xxvii) an aromatic cyclic amino(C₁₋₆ alkoxy) group, (xxviii) an aromatic cyclic amino(C₁₋₆ alkylthio) group,

J represents a C₁₋₆ alkylene group which may have a hydroxy group, or a C₂₋₆ alkenylene group;

25 U represents -O-, -S- or a single bond and with the proviso that at least one of V and W is not a single bond when U is -O- or -S-);

V represents a C₁₋₆ alkylene group which may have a hydroxy group, a C₂₋₆ alkenylene group or a single bond;

W represents -CO-, -SO₂-, -C(=NH)- or a single bond;

Z independently represents a hydrogen atom, a C₂₋₇ alkoxy carbonyl group, a C₆₋₁₀ aryl (C₂₋₇ alkoxy carbonyl) group, a formyl group, -R^A, -COR^B, -SO₂R^B, -CON(R^C)R^D, -CSN(R^C)R^D, -SO₂NHR^A or -C(=NR^E)N(R^F)R^G;

R⁷, R^A, R^C and R^D independently represent a hydrogen atom, a C₁₋₆ alkyl group which may have 1 to 5 substituents selected from the following substituent group β, or any of the following substituents (xxix) to (xxxii) which may have 1 to 3 substituents selected from the following substituent group α;

(xxix) a C₆₋₁₀ aryl group, (xxx) a heteroaryl group, (xxxi) a C₃₋₇ cycloalkyl group or (xxxii) a heterocycloalkyl group or Z and R⁷ bind together with the neighboring nitrogen atom to form an aliphatic cyclic amino group which may have 1 to 3 substituents selected from the following substituent group α;

or R^C and R^D bind together with the neighboring nitrogen atom to form an aliphatic cyclic amino group which may have 1 to 3 substituents selected from the following substituent group α;

R^B represents a C₂₋₇ alkoxy carbonyl group, a C₁₋₆ alkylsulfonylamino group, a C₆₋₁₀ arylsulfonylamino group, a C₁₋₆ alkyl group which may have 1 to 5 substituents selected from the following substituent group β or any of the following substituents (xxxiii) to (xxxvi) which may have 1 to 3

substituents selected from the following substituent group α ;

(xxxiii) a C₆₋₁₀ aryl group, (xxxiv) a heteroaryl group,
 (xxxv) a C₃₋₇ cycloalkyl group or (xxxvi) a heterocycloalkyl
 group,

5 R^E , R^F and R^G independently represent a hydrogen atom,
 a cyano group, a carbamoyl group, a C₂₋₇ acyl group, a C₂₋₇
 alkoxy carbonyl group, a C₆₋₁₀ aryl(C₂₋₇ alkoxy carbonyl) group,
 a nitro group, a C₁₋₆ alkylsulfonyl group, a sulfamide group,
 a carbamimidoyl group or a C₁₋₆ alkyl group which may have 1
 10 to 5 substituents selected from the following substituent group
 β ;

or R^E and R^F bind together to form an ethylene group;

or R^F and R^G bind together with the neighboring nitrogen
 atom to form an aliphatic cyclic amino group which may have any
 15 substituent selected from the following substituent group α ;

Q represents -C₁₋₆ alkylene-, -C₂₋₆ alkenylene-, -C₂₋₆
 alkynylene-, -C₁₋₆ alkylene-O-, -C₁₋₆ alkylene-S-, -O-C₁₋₆
 alkylene-, -S-C₁₋₆ alkylene-, -C₁₋₆ alkylene-O-C₁₋₆ alkylene-,
 -C₁₋₆ alkylene-S-C₁₋₆ alkylene-, -CON(R⁸)-, -N(R⁸)CO-, -C₁₋₆
 20 alkylene-CON(R⁸)- or -CON(R⁸)-C₁₋₆ alkylene-;

R^8 represents a hydrogen atom or a C₁₋₆ alkyl group;

ring A represents a C₆₋₁₀ aryl group or a heteroaryl group]
 and the other one of R^1 and R^4 represents a hydrogen atom, a
 hydroxy group, an amino group, a halogen atom, a C₁₋₆ alkyl group,
 25 a C₁₋₆ alkoxy group, a cyano group, a carboxy group, a C₂₋₇
 alkoxy carbonyl group, a carbamoyl group, a mono or di(C₁₋₆
 alkyl)amino group, a halo(C₁₋₆ alkyl) group, a hydroxy(C₁₋₆

alkyl) group, a cyano(C₁₋₆ alkyl) group, a carboxy(C₁₋₆ alkyl) group, a C₂₋₇ alkoxy carbonyl(C₁₋₆ alkyl) group, a carbamoyl(C₁₋₆ alkyl) group, an amino(C₁₋₆ alkyl) group, a mono or di(C₁₋₆ alkyl)amino(C₁₋₆ alkyl) group, a halo(C₁₋₆ alkoxy) group, a
 5 hydroxy(C₁₋₆ alkoxy) group, a carboxy(C₁₋₆ alkoxy) group, a C₂₋₇ alkoxy carbonyl(C₁₋₆ alkoxy) group, a carbamoyl(C₁₋₆ alkoxy) group, an amino(C₁₋₆ alkoxy) group, a mono or di(C₁₋₆ alkyl)amino(C₁₋₆ alkoxy) group, a C₃₋₇ cycloalkyl group, a C₃₋₇ cycloalkyloxy group, a C₃₋₇ cycloalkyl(C₁₋₆ alkyl) group, or
 10 C₃₋₇ cycloalkyl(C₁₋₆ alkoxy) group;

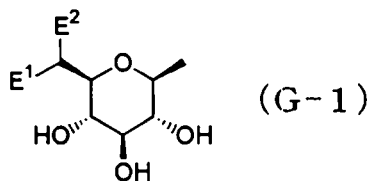
R² and R³ independently represent a hydrogen atom, a hydroxy group, an amino group, a halogen atom, a C₁₋₆ alkyl group, a C₁₋₆ alkoxy group, a cyano group, a carboxy group, a C₂₋₇ alkoxy carbonyl group, a carbamoyl group, a mono or di(C₁₋₆ alkyl)amino group, a halo(C₁₋₆ alkyl) group, a hydroxy(C₁₋₆ alkyl) group, a cyano(C₁₋₆ alkyl) group, a carboxy(C₁₋₆ alkyl) group, a C₂₋₇ alkoxy carbonyl(C₁₋₆ alkyl) group, a carbamoyl(C₁₋₆ alkyl) group, an amino(C₁₋₆ alkyl) group, a mono or di(C₁₋₆ alkyl)amino(C₁₋₆ alkyl) group, a halo(C₁₋₆ alkoxy) group, a
 15 hydroxy(C₁₋₆ alkoxy) group, a carboxy(C₁₋₆ alkoxy) group, a C₂₋₇ alkoxy carbonyl(C₁₋₆ alkoxy) group, a carbamoyl(C₁₋₆ alkoxy) group, an amino(C₁₋₆ alkoxy) group, a mono or di(C₁₋₆ alkyl)amino(C₁₋₆ alkoxy) group, a C₃₋₇ cycloalkyl group, a C₃₋₇ cycloalkyloxy group, a C₃₋₇ cycloalkyl(C₁₋₆ alkyl) group, or
 20 C₃₋₇ cycloalkyl(C₁₋₆ alkoxy) group;

A¹ represents O, S or NR⁹;

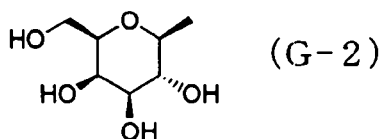
A² represents CH or N;

R^9 represents a hydrogen atom or a C_{1-6} alkyl group;

G represents a group represented by a formula:



or a formula:



5

;

E^1 represents a hydrogen atom, a fluoine atom or a hydroxy group;

E^2 represents a hydrogen atom, a fluoine atom, a methyl group or a hydroxymethyl group;

10 [substituent group α]

a halogen atom, a hydroxy group, an amino group, a C_{1-6} alkyl group, a C_{1-6} alkoxy group, a halo(C_{1-6} alkyl) group, a halo(C_{1-6} alkoxy)group, a hydroxy(C_{1-6} alkyl) group, a C_{2-7}

alkoxycarbonyl(C_{1-6} alkyl) group, a hydroxy(C_{1-6} alkoxy) group,

15 an amino(C_{1-6} alkyl) group, an amino(C_{1-6} alkoxy) group, a mono

or di(C_{1-6} alkyl)amino group, a mono or di[hydroxy(C_{1-6}

alkyl)]amino group, a C_{1-6} alkylsulfonyl group, a C_{1-6}

alkylsulfonylamino group, a C_{1-6} alkylsulfonylamino(C_{1-6} alkyl)

group, a carboxy group, a C_{2-7} alkoxycarbonyl group, a sulfamoyl

20 group and $-\text{CON}(R^H)R^I$

[substituent group β]

a halogen atom, a hydroxy group, an amino group, a C_{1-6} alkoxy group, a C_{1-6} alkylthio group, a halo(C_{1-6} alkoxy) group,

a halo(C₁₋₆ alkylthio) group, a hydroxy(C₁₋₆ alkoxy) group, a hydroxy(C₁₋₆ alkylthio) group, an amino(C₁₋₆ alkoxy) group, an amino(C₁₋₆ alkylthio) group, a mono or di(C₁₋₆ alkyl)amino group, a mono or di[hydroxy(C₁₋₆ alkyl)]amino group, an ureido group,
 5 a sulfamide group, a mono or di(C₁₋₆ alkyl)ureido group, a mono or di[hydroxy(C₁₋₆ alkyl)]ureido group, a mono or di(C₁₋₆ alkyl)sulfamide group, a mono or di[hydroxy(C₁₋₆ alkyl)]-sulfamide group, a C₂₋₇ acylamino group, an amino(C₂₋₇ acylamino) group, a C₁₋₆ alkylsulfonyl group, a C₁₋₆ alkylsulfonylamino
 10 group, a carbamoyl(C₁₋₆ alkylsulfonylamino) group, a carboxy group, a C₂₋₇ alkoxy carbonyl group, -CON(R^H)R^I, and any of the following substituents (xxxvii) to (xxxxviii) which may have 1 to 3 substituents selected from the above substituent group
 α;

15 (xxxvii) a C₆₋₁₀ aryl group, (xxxviii) C₆₋₁₀ aryl-O-, (xxxix) a C₆₋₁₀ aryl(C₁₋₆ alkoxy) group, (xxxx) a C₆₋₁₀ aryl(C₁₋₆ alkylthio) group, (xxxxi) a heteroaryl group, (xxxxii) heteroaryl-O-, (xxxxiii) a C₃₋₇ cycloalkyl group, (xxxxiv) C₃₋₇ cycloalkyl-O-, (xxxxv) a heterocycloalkyl group, (xxxxvi)
 20 heterocycloalkyl-O-, (xxxxvii) an aliphatic cyclic amino group or (xxxxviii) an aromatic cyclic amino group

R^H and R^I independently represent a hydrogen atom or a C₁₋₆ alkyl group which may have 1 to 3 substituents selected from the following substituent group γ;

25 or both of R^H and R^I bind together with the neighboring nitrogen atom to form an aliphatic cyclic amino group which may have 1 to 3 substituents selected from the following substituent

group δ ;

[substituent group γ]

a halogen atom, a hydroxy group, an amino group, a C₁₋₆ alkoxy group, a halo(C₁₋₆ alkoxy) group, a hydroxy(C₁₋₆ alkoxy) group, an amino(C₁₋₆ alkoxy) group, a mono or di(C₁₋₆ alkyl)amino group, a mono or di[hydroxy(C₁₋₆ alkyl)]amino group, an ureido group, a sulfamide group, a mono or di(C₁₋₆ alkyl)ureido group, a mono or di[hydroxy(C₁₋₆ alkyl)]ureido group, a mono or di(C₁₋₆ alkyl)sulfamide group, a mono or di[hydroxy(C₁₋₆ alkyl)]-sulfamide group, a C₂₋₇ acylamino group, an amino(C₂₋₇ acylamino) group, a C₁₋₆ alkylsulfonyl group, a C₁₋₆ alkylsulfonylamino group, a carbamoyl(C₁₋₆ alkylsulfonylamino) group, a carboxy group, a C₂₋₇ alkoxy carbonyl group, a sulfamoyl group and -CON(R^J)R^K

15 [substituent group δ]

a halogen atom, a hydroxy group, an amino group, a C₁₋₆ alkyl group, a C₁₋₆ alkoxy group, a halo(C₁₋₆ alkyl) group, a halo(C₁₋₆ alkoxy) group, a hydroxy(C₁₋₆ alkyl) group, a C₂₋₇ alkoxy carbonyl(C₁₋₆ alkyl) group, a hydroxy(C₁₋₆ alkoxy) group, an amino(C₁₋₆ alkyl) group, an amino(C₁₋₆ alkoxy) group, a mono or di(C₁₋₆ alkyl)amino group, a mono or di[hydroxy(C₁₋₆ alkyl)]amino group, a C₁₋₆ alkylsulfonyl group, a C₁₋₆ alkylsulfonylamino group, a C₁₋₆ alkylsulfonylamino(C₁₋₆ alkyl) group, a carboxy group, a C₂₋₇ alkoxy carbonyl group, a sulfamoyl group and -CON(R^J)R^K

R^J and R^K independently represent a hydrogen atom or a C₁₋₆ alkyl group which may have any 1 to 3 substituents selected

from a hydroxy group, an amino group, a mono or di (C₁₋₆ alkyl) amino group, a C₂₋₇ alkoxy carbonyl group and a carbamoyl group;

or both of R^J and R^K bind together with the neighboring nitrogen atom to form an aliphatic cyclic amino group which may have any 1 to 3 substituents selected
5 from a hydroxy group, an amino group, a mono or di (C₁₋₆ alkyl) amino group, a C₁₋₆ alkyl group, a hydroxy (C₁₋₆ alkyl) group, a C₂₋₇ alkoxy carbonyl group, a C₂₋₇ alkoxy carbonyl (C₁₋₆ alkyl) group and a carbamoyl group, or a pharmaceutically acceptable salt thereof.

2. A fused heterocyclic derivative as claimed in claim 1, wherein
10 Q represents a methylene group, an ethylene group, -OCH₂-, -CH₂O-, -SCH₂- or -CH₂S-, or a pharmaceutically acceptable salt thereof.

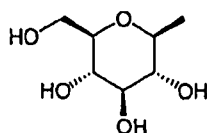
3. A fused heterocyclic derivative as claimed in claim 2, wherein Q represents an ethylene group, or a pharmaceutically acceptable salt thereof.

4. A fused heterocyclic derivative as claimed in claim 2, wherein
15 Q represents a methylene group, or a pharmaceutically acceptable salt thereof.

5. A fused heterocyclic derivative as claimed in claim 1, wherein R⁵ and R⁶ independently represent a hydrogen atom, a hydroxy group, a halogen atom, a C₁₋₆ alkyl group, a C₂₋₆ alkenyl group, a C₂₋₆ alkynyl group, a C₁₋₆ alkoxy group, a C₂₋₆ alkenyloxy group, a C₁₋₆ alkylthio group, a C₂₋₆ alkenylthio group, a
20 halo(C₁₋₆ alkyl) group, a halo(C₁₋₆ alkoxy) group, a halo(C₁₋₆ alkylthio) group, a hydroxy(C₁₋₆ alkyl) group, a hydroxy(C₂₋₆ alkenyl) group, a hydroxy (C₁₋₆ alkoxy) group or a hydroxy (C₁₋₆ alkylthio) group, or a pharmaceutically acceptable salt thereof.

6. A fused heterocyclic derivative as claimed in any one of
25 claims 1 to 5, wherein the ring A represents a benzene ring or a pyridine ring, or a pharmaceutically acceptable salt thereof.

7. A fused heterocyclic derivative as claimed in any one of claims 1 to 6, wherein G represents a group represented by the formula:



or a pharmaceutically acceptable salt thereof.

8. A pharmaceutical composition comprising as an active ingredient a fused heterocyclic derivative as claimed in any one of claims 1 to 7, or a pharmaceutically acceptable salt thereof.

9. A human SGLT inhibitor comprising as an active ingredient a fused heterocyclic derivative as claimed in any one of claims 1 to 7, or a pharmaceutically acceptable salt thereof.

10. A human SGLT inhibitor as claimed in claim 9, wherein the SGLT is SGLT1 and/or SGLT2.

11. A human SGLT inhibitor as claimed in claim 9, which is an agent for the inhibition of postprandial hyperglycemia.

12. A human SGLT inhibitor as claimed in claim 9, which is an agent for the prevention or treatment of a disease associated with hyperglycemia.

13. A human SGLT inhibitor as claimed in claim 12, wherein the disease associated with hyperglycemia is a disease selected from the group consisting of diabetes, impaired glucose tolerance, diabetic complications, obesity, hyperinsulinemia, hyperlipidemia, hypercholesterolemia, hypertriglyceridemia, lipid metabolism disorder, atherosclerosis, hypertension, congestive heart failure, edema, hyperuricemia and gout.

14. A human SGLT inhibitor as claimed in claim 9, which is an agent for the inhibition of advancing impaired glucose tolerance into diabetes in a subject.

15. A pharmaceutical composition as claimed in claim 8, wherein the dosage form is sustained release formulation.

16. A human SGLT inhibitor as claimed in claim 9, wherein the dosage form is sustained release formulation.

17. A method for the inhibition of postprandial hyperglycemia, which comprises administering an effective amount of a fused heterocyclic derivative as claimed in any one of claims 1 to 7, or a pharmaceutically acceptable salt thereof.

18. A method for the prevention or treatment of a disease associated with hyperglycemia, which comprises administering an effective amount of a fused heterocyclic derivative as claimed in any one of claims 1 to 7, or a pharmaceutically acceptable salt thereof.

19. A method for the prevention or treatment as claimed in claim 18, wherein the disease associated with hyperglycemia is a disease selected from the group consisting of diabetes, impaired glucose tolerance, diabetic complications, obesity, hyperinsulinemia, hyperlipidemia, hypercholesterolemia, hypertriglyceridemia, lipid metabolism disorder, atherosclerosis, hypertension, congestive heart failure, edema, hyperuricemia and gout.

20. A method for the inhibition of advancing impaired glucose tolerance into diabetes in a subject, which comprises administering an effective amount of a fused heterocyclic derivative as claimed in any one of claims 1 to 7, or a pharmaceutically acceptable salt thereof.

21. A use of a fused heterocyclic derivative as claimed in any one of claims 1 to 7, or a pharmaceutically acceptable salt thereof for the manufacture of a pharmaceutical composition for the inhibition of postprandial hyperglycemia.

22. A use of a fused heterocyclic derivative as claimed in any one of claims 1 to 7, or a pharmaceutically acceptable salt thereof for the manufacture of a pharmaceutical composition for the prevention or treatment of a disease associated with hyperglycemia.

23. A use as claimed in claim 22, wherein the disease associated with hyperglycemia is a disease selected from the group consisting of diabetes, impaired glucose tolerance, diabetic complications, obesity, hyperinsulinemia, hyperlipidemia, hypercholesterolemia, hypertriglyceridemia, lipid metabolism disorder, atherosclerosis, hypertension, congestive heart failure, edema, hyperuricemia and gout.

24. A use of a fused heterocyclic derivative as claimed in any one of claims 1 to 7, or a pharmaceutically acceptable salt thereof for the manufacture of a pharmaceutical composition for the inhibition of advancing impaired glucose tolerance into diabetes in a subject.

25. A pharmaceutical composition as claimed in claim 8, which comprises combination with at least one member selected from the group consisting of an insulin sensitivity enhancer, a glucose absorption inhibitor, a biguanide, an insulin secretion enhancer, a SGLT2 inhibitor, an insulin or insulin analogue, a glucagon receptor antagonist, an insulin receptor kinase stimulant, a tripeptidyl peptidase II inhibitor, a dipeptidyl peptidase IV inhibitor, a protein tyrosine phosphatase-1B inhibitor, a glycogen phosphorylase inhibitor, a glucose-6-phosphatase inhibitor, a fructose-bisphosphatase inhibitor, a pyruvate dehydrogenase inhibitor, a hepatic gluconeogenesis inhibitor, D-chiroinsitol, a glycogen synthase kinase-3 inhibitor, glucagon-like peptide-1, a glucagon-like peptide-1 analogue, a glucagon-like peptide-1 agonist, amylin, an amylin analogue, an amylin agonist, an aldose reductase inhibitor, an advanced glycation endproducts formation inhibitor, a protein kinase C inhibitor, a γ -aminobutyric acid receptor antagonist, a sodium channel antagonist, a transcript factor NF- κ B inhibitor, a lipid peroxidase inhibitor, an *N*-acetylated- α -linked-acid-dipeptidase inhibitor, insulin-like growth factor-I, platelet-derived growth factor, a platelet-derived growth factor analogue, epidermal growth factor, nerve growth factor, a carnitine derivative, uridine, 5-hydroxy-1-methylhydantoin, EGB-761, bimoclolmol, sulodexide, Y-128, an antidiarrhoics, cathartics, a hydroxymethylglutaryl coenzyme A reductase inhibitor, a fibrate, a β_3 -adrenoceptor agonist, an acyl-coenzyme A cholesterol acyltransferase inhibitor, probcol, a thyroid hormone receptor agonist, a cholesterol absorption inhibitor, a lipase inhibitor, a microsomal triglyceride transfer protein inhibitor, a lipoxigenase inhibitor, a carnitine palmitoyl-transferase inhibitor, a squalene synthase inhibitor, a

low-density lipoprotein receptor enhancer, a nicotinic acid derivative, a bile acid sequestrant, a sodium/bile acid cotransporter inhibitor, a cholesterol ester transfer protein inhibitor, an appetite suppressant, an angiotensin-converting enzyme inhibitor, a neutral endopeptidase inhibitor, an angiotensin II receptor antagonist, an endothelin-converting enzyme inhibitor, an endothelin receptor antagonist, a diuretic agent, a calcium antagonist, a vasodilating antihypertensive agent, a sympathetic blocking agent, a centrally acting antihypertensive agent, an α_2 -adrenoceptor agonist, an antiplatelets agent, a uric acid synthesis inhibitor, a uricosuric agent and a urinary alkalinizer.

26. A human SGLT inhibitor as claimed in claim 9, which comprises combination with at least one member selected from the group consisting of an insulin sensitivity enhancer, a glucose absorption inhibitor, a biguanide, an insulin secretion enhancer, a SGLT2 inhibitor, an insulin or insulin analogue, a glucagon receptor antagonist, an insulin receptor kinase stimulant, a tripeptidyl peptidase II inhibitor, a dipeptidyl peptidase IV inhibitor, a protein tyrosine phosphatase-1B inhibitor, a glycogen phosphorylase inhibitor, a glucose-6-phosphatase inhibitor, a fructose-bisphosphatase inhibitor, a pyruvate dehydrogenase inhibitor, a hepatic gluconeogenesis inhibitor, D-chiroinsitol, a glycogen synthase kinase-3 inhibitor, glucagon-like peptide-1, a glucagon-like peptide-1 analogue, a glucagon-like peptide-1 agonist, amylin, an amylin analogue, an amylin agonist, an aldose reductase inhibitor, an advanced glycation endproducts formation inhibitor, a protein kinase C inhibitor, a γ -aminobutyric acid receptor antagonist, a sodium channel antagonist, a transcript factor NF- κ B inhibitor, a lipid peroxidase inhibitor, an *N*-acetylated- α -linked-acid-dipeptidase inhibitor, insulin-like growth factor-I, platelet-derived growth factor, a platelet-derived growth factor analogue, epidermal growth factor, nerve growth factor, a carnitine derivative, uridine, 5-hydroxy-1-methylhydantoin, EGB-761, bimoelomol, sulodexide, Y-128, an antidiarrhoics, cathartics, a hydroxymethylglutaryl coenzyme A reductase inhibitor, a fibrate, a β_3 -adrenoceptor agonist, an acyl-coenzyme A cholesterol acyltransferase inhibitor, probcol, a thyroid hormone receptor agonist, a cholesterol absorption inhibitor, a lipase inhibitor, a microsomal triglyceride transfer protein inhibitor, a lipoxygenase inhibitor, a carnitine palmitoyl-transferase inhibitor, a squalene synthase inhibitor, a low-density lipoprotein receptor enhancer, a nicotinic acid derivative, a bile acid sequestrant, a sodium/bile acid cotransporter inhibitor, a

cholesterol ester transfer protein inhibitor, an appetite suppressant, an angiotensin-converting enzyme inhibitor, a neutral endopeptidase inhibitor, an angiotensin II receptor antagonist, an endothelin-converting enzyme inhibitor, an endothelin receptor antagonist, a diuretic agent, a calcium antagonist, a vasodilating antihypertensive agent, a sympathetic blocking agent, a centrally acting antihypertensive agent, an α_2 -adrenoceptor agonist, an antiplatelets agent, a uric acid synthesis inhibitor, a uricosuric agent and a urinary alkalinizer.

27. A method for the inhibition of postprandial hyperglycemia as claimed in claim 17, which comprises administering in combination with at least one member selected from the group consisting of an insulin sensitivity enhancer, a glucose absorption inhibitor, a biguanide, an insulin secretion enhancer, a SGLT2 inhibitor, an insulin or insulin analogue, a glucagon receptor antagonist, an insulin receptor kinase stimulant, a tripeptidyl peptidase II inhibitor, a dipeptidyl peptidase IV inhibitor, a protein tyrosine phosphatase-1B inhibitor, a glycogen phosphorylase inhibitor, a glucose-6-phosphatase inhibitor, a fructose-bisphosphatase inhibitor, a pyruvate dehydrogenase inhibitor, a hepatic gluconeogenesis inhibitor, D-chiroinsitol, a glycogen synthase kinase-3 inhibitor, glucagon-like peptide-1, a glucagon-like peptide-1 analogue, a glucagon-like peptide-1 agonist, amylin, an amylin analogue, an amylin agonist, an aldose reductase inhibitor, an advanced glycation endproducts formation inhibitor, a protein kinase C inhibitor, a γ -aminobutyric acid receptor antagonist, a sodium channel antagonist, a transcript factor NF- κ B inhibitor, a lipid peroxidase inhibitor, an *N*-acetylated- α -linked-acid-dipeptidase inhibitor, insulin-like growth factor-I, platelet-derived growth factor, a platelet-derived growth factor analogue, epidermal growth factor, nerve growth factor, a carnitine derivative, uridine, 5-hydroxy-1-methylhydantoin, EGB-761, bimoelomol, sulodexide, Y-128, an antidiarrhoics, cathartics, a hydroxymethylglutaryl coenzyme A reductase inhibitor, a fibrate, a β_3 -adrenoceptor agonist, an acyl-coenzyme A cholesterol acyl transferase inhibitor, probcol, a thyroid hormone receptor agonist, a cholesterol absorption inhibitor, a lipase inhibitor, a microsomal triglyceride transfer protein inhibitor, a lipoxigenase inhibitor, a carnitine palmitoyl-transferase inhibitor, a squalene synthase inhibitor, a low-density lipoprotein receptor enhancer, a nicotinic acid derivative, a bile acid sequestrant, a sodium/bile acid cotransporter inhibitor, a cholesterol ester transfer protein inhibitor,

an appetite suppressant, an angiotensin-converting enzyme inhibitor, a neutral endopeptidase inhibitor, an angiotensin II receptor antagonist, an endothelin-converting enzyme inhibitor, an endothelin receptor antagonist, a diuretic agent, a calcium antagonist, a vasodilating antihypertensive agent, a sympathetic blocking agent, a centrally acting antihypertensive agent, an α 2-adrenoceptor agonist, 5 an antiplatelets agent, a uric acid synthesis inhibitor, a uricosuric agent and a urinary alkalinizer.

28. A method for the prevention or treatment of a disease associated with hyperglycemia as claimed in claim 18, which comprises administering in 10 combination with at least one member selected from the group consisting of an insulin sensitivity enhancer, a glucose absorption inhibitor, a biguanide, an insulin secretion enhancer, a SGLT2 inhibitor, an insulin or insulin analogue, a glucagon receptor antagonist, an insulin receptor kinase stimulant, a tripeptidyl peptidase II inhibitor, a dipeptidyl peptidase IV inhibitor, a protein tyrosine phosphatase-1B inhibitor, a 15 glycogen phosphorylase inhibitor, a glucose-6-phosphatase inhibitor, a fructose-bisphosphatase inhibitor, a pyruvate dehydrogenase inhibitor, a hepatic gluconeogenesis inhibitor, D-chiroinsitol, a glycogen synthase kinase-3 inhibitor, glucagon-like peptide-1, a glucagon-like peptide-1 analogue, a glucagon-like peptide-1 agonist, amylin, an amylin analogue, an amylin agonist, an aldose reductase 20 inhibitor, an advanced glycation endproducts formation inhibitor, a protein kinase C inhibitor, a γ -aminobutyric acid receptor antagonist, a sodium channel antagonist, a transcript factor NF- κ B inhibitor, a lipid peroxidase inhibitor, an *N*-acetylated- α -linked-acid-dipeptidase inhibitor, insulin-like growth factor-I, platelet-derived growth factor, a platelet-derived growth factor analogue, epidermal growth factor, nerve 25 growth factor, a carnitine derivative, uridine, 5-hydroxy-1-methylhydantoin, EGB-761, bimoctomol, sulodexide, Y-128, an antidiarrhoics, cathartics, a hydroxymethylglutaryl coenzyme A reductase inhibitor, a fibrate, a β 3-adrenoceptor agonist, an acyl-coenzyme A cholesterol acyltransferase inhibitor, proboccol, a thyroid hormone receptor agonist, a cholesterol absorption inhibitor, a lipase inhibitor, a 30 microsomal triglyceride transfer protein inhibitor, a lipoxxygenase inhibitor, a carnitine palmitoyl-transferase inhibitor, a squalene synthase inhibitor, a low-density lipoprotein receptor enhancer, a nicotinic acid derivative, a bile acid sequestrant, a sodium/bile acid cotransporter inhibitor, a cholesterol ester transfer protein inhibitor,

an appetite suppressant, an angiotensin-converting enzyme inhibitor, a neutral endopeptidase inhibitor, an angiotensin II receptor antagonist, an endothelin-converting enzyme inhibitor, an endothelin receptor antagonist, a diuretic agent, a calcium antagonist, a vasodilating antihypertensive agent, a sympathetic blocking agent, a centrally acting antihypertensive agent, an α_2 -adrenoceptor agonist, an antiplatelets agent, a uric acid synthesis inhibitor, a uricosuric agent and a urinary alkalinizer.

29. A method for the inhibition of advancing impaired glucose tolerance into diabetes in a subject as claimed in claim 19, which comprises administering in combination with at least one member selected from the group consisting of an insulin sensitivity enhancer, a glucose absorption inhibitor, a biguanide, an insulin secretion enhancer, a SGLT2 inhibitor, an insulin or insulin analogue, a glucagon receptor antagonist, an insulin receptor kinase stimulant, a tripeptidyl peptidase II inhibitor, a dipeptidyl peptidase IV inhibitor, a protein tyrosine phosphatase-1B inhibitor, a glycogen phosphorylase inhibitor, a glucose-6-phosphatase inhibitor, a fructose-bisphosphatase inhibitor, a pyruvate dehydrogenase inhibitor, a hepatic gluconeogenesis inhibitor, D-chiroinsitol, a glycogen synthase kinase-3 inhibitor, glucagon-like peptide-1, a glucagon-like peptide-1 analogue, a glucagon-like peptide-1 agonist, amylin, an amylin analogue, an amylin agonist, an aldose reductase inhibitor, an advanced glycation endproducts formation inhibitor, a protein kinase C inhibitor, a γ -aminobutyric acid receptor antagonist, a sodium channel antagonist, a transcript factor NF- κ B inhibitor, a lipid peroxidase inhibitor, an *N*-acetylated- α -linked-acid-dipeptidase inhibitor, insulin-like growth factor-I, platelet-derived growth factor, a platelet-derived growth factor analogue, epidermal growth factor, nerve growth factor, a carnitine derivative, uridine, 5-hydroxy-1-methylhydantoin, EGB-761, bimoelomol, sulodexide, Y-128, an antidiarrhoics, cathartics, a hydroxymethylglutaryl coenzyme A reductase inhibitor, a fibrate, a β_3 -adrenoceptor agonist, an acyl-coenzyme A cholesterol acyl transferase inhibitor, probcol, a thyroid hormone receptor agonist, a cholesterol absorption inhibitor, a lipase inhibitor, a microsomal triglyceride transfer protein inhibitor, a lipoxigenase inhibitor, a carnitine palmitoyl-transferase inhibitor, a squalene synthase inhibitor, a low-density lipoprotein receptor enhancer, a nicotinic acid derivative, a bile acid sequestrant, a sodium/bile acid cotransporter inhibitor, a cholesterol ester transfer protein inhibitor,

an appetite suppressant, an angiotensin-converting enzyme inhibitor, a neutral endopeptidase inhibitor, an angiotensin II receptor antagonist, an endothelin-converting enzyme inhibitor, an endothelin receptor antagonist, a diuretic agent, a calcium antagonist, a vasodilating antihypertensive agent, a sympathetic blocking agent, a centrally acting antihypertensive agent, an α_2 -adrenoceptor agonist, an antiplatelets agent, a uric acid synthesis inhibitor, a uricosuric agent and a urinary alkalinizer.

30. A use of (A) a fused heterocyclic derivative as claimed in any one of claims 1 to 7, or a pharmaceutically acceptable salt thereof and (B) at least one member selected from the group consisting of an insulin sensitivity enhancer, a glucose absorption inhibitor, a biguanide, an insulin secretion enhancer, a SGLT2 inhibitor, an insulin or insulin analogue, a glucagon receptor antagonist, an insulin receptor kinase stimulant, a tripeptidyl peptidase II inhibitor, a dipeptidyl peptidase IV inhibitor, a protein tyrosine phosphatase-1B inhibitor, a glycogen phosphorylase inhibitor, a glucose-6-phosphatase inhibitor, a fructose-bisphosphatase inhibitor, a pyruvate dehydrogenase inhibitor, a hepatic gluconeogenesis inhibitor, D-chiroinsitol, a glycogen synthase kinase-3 inhibitor, glucagon-like peptide-1, a glucagon-like peptide-1 analogue, a glucagon-like peptide-1 agonist, amylin, an amylin analogue, an amylin agonist, an aldose reductase inhibitor, an advanced glycation endproducts formation inhibitor, a protein kinase C inhibitor, a γ -aminobutyric acid receptor antagonist, a sodium channel antagonist, a transcript factor NF- κ B inhibitor, a lipid peroxidase inhibitor, an *N*-acetylated- α -linked-acid-dipeptidase inhibitor, insulin-like growth factor-I, platelet-derived growth factor, a platelet-derived growth factor analogue, epidermal growth factor, nerve growth factor, a carnitine derivative, uridine, 5-hydroxy-1-methylhydantoin, EGB-761, bimoelomol, sulodexide, Y-128, an antidiarrhoics, cathartics, a hydroxymethylglutaryl coenzyme A reductase inhibitor, a fibrate, a β 3-adrenoceptor agonist, an acyl-coenzyme A cholesterol acyltransferase inhibitor, probcol, a thyroid hormone receptor agonist, a cholesterol absorption inhibitor, a lipase inhibitor, a microsomal triglyceride transfer protein inhibitor, a lipoxygenase inhibitor, a carnitine palmitoyl-transferase inhibitor, a squalene synthase inhibitor, a low-density lipoprotein receptor enhancer, a nicotinic acid derivative, a bile acid sequestrant, a sodium/bile acid cotransporter inhibitor, a cholesterol ester transfer protein inhibitor, an appetite suppressant, an

angiotensin-converting enzyme inhibitor, a neutral endopeptidase inhibitor, an angiotensin II receptor antagonist, an endothelin-converting enzyme inhibitor, an endothelin receptor antagonist, a diuretic agent, a calcium antagonist, a vasodilating antihypertensive agent, a sympathetic blocking agent, a centrally acting antihypertensive agent, an α_2 -adrenoceptor agonist, an antiplatelets agent, a uric acid synthesis inhibitor, a uricosuric agent and a urinary alkalinizer, for the manufacture of a pharmaceutical composition for the inhibition of postprandial hyperglycemia.

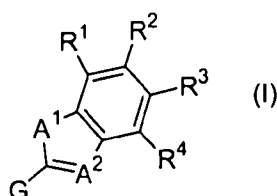
31. A use of (A) a fused heterocyclic derivative as claimed in any one of claims 1 to 7, or a pharmaceutically acceptable salt thereof and (B) at least one member selected from the group consisting of an insulin sensitivity enhancer, a glucose absorption inhibitor, a biguanide, an insulin secretion enhancer, a SGLT2 inhibitor, an insulin or insulin analogue, a glucagon receptor antagonist, an insulin receptor kinase stimulant, a tripeptidyl peptidase II inhibitor, a dipeptidyl peptidase IV inhibitor, a protein tyrosine phosphatase-1B inhibitor, a glycogen phosphorylase inhibitor, a glucose-6-phosphatase inhibitor, a fructose-bisphosphatase inhibitor, a pyruvate dehydrogenase inhibitor, a hepatic gluconeogenesis inhibitor, D-chiroinsitol, a glycogen synthase kinase-3 inhibitor, glucagon-like peptide-1, a glucagon-like peptide-1 analogue, a glucagon-like peptide-1 agonist, amylin, an amylin analogue, an amylin agonist, an aldose reductase inhibitor, an advanced glycation endproducts formation inhibitor, a protein kinase C inhibitor, a γ -aminobutyric acid receptor antagonist, a sodium channel antagonist, a transcript factor NF- κ B inhibitor, a lipid peroxidase inhibitor, an *N*-acetylated- α -linked-acid-dipeptidase inhibitor, insulin-like growth factor-I, platelet-derived growth factor, a platelet-derived growth factor analogue, epidermal growth factor, nerve growth factor, a carnitine derivative, uridine, 5-hydroxy-1-methylhydantoin, EGB-761, bimoelomol, sulodexide, Y-128, an antidiarrhoics, cathartics, a hydroxymethylglutaryl coenzyme A reductase inhibitor, a fibrate, a β_3 -adrenoceptor agonist, an acyl-coenzyme A cholesterol acyltransferase inhibitor, probcol, a thyroid hormone receptor agonist, a cholesterol absorption inhibitor, a lipase inhibitor, a microsomal triglyceride transfer protein inhibitor, a lipoxygenase inhibitor, a carnitine palmitoyl-transferase inhibitor, a squalene synthase inhibitor, a low-density lipoprotein receptor enhancer, a nicotinic acid derivative, a bile acid sequestrant, a sodium/bile acid cotransporter inhibitor, a cholesterol ester transfer protein inhibitor, an appetite suppressant, an

angiotensin-converting enzyme inhibitor, a neutral endopeptidase inhibitor, an angiotensin II receptor antagonist, an endothelin-converting enzyme inhibitor, an endothelin receptor antagonist, a diuretic agent, a calcium antagonist, a vasodilating antihypertensive agent, a sympathetic blocking agent, a centrally acting antihypertensive agent, an α_2 -adrenoceptor agonist, an antiplatelets agent, a uric acid synthesis inhibitor, a uricosuric agent and a urinary alkalinizer, for the manufacture of a pharmaceutical composition for the prevention or treatment of a disease associated with hyperglycemia.

32. A use of (A) a fused heterocyclic derivative as claimed in any one of claims 1 to 7, or a pharmaceutically acceptable salt thereof and (B) at least one member selected from the group consisting of an insulin sensitivity enhancer, a glucose absorption inhibitor, a biguanide, an insulin secretion enhancer, a SGLT2 inhibitor, an insulin or insulin analogue, a glucagon receptor antagonist, an insulin receptor kinase stimulant, a tripeptidyl peptidase II inhibitor, a dipeptidyl peptidase IV inhibitor, a protein tyrosine phosphatase-1B inhibitor, a glycogen phosphorylase inhibitor, a glucose-6-phosphatase inhibitor, a fructose-bisphosphatase inhibitor, a pyruvate dehydrogenase inhibitor, a hepatic gluconeogenesis inhibitor, D-chiroinsitol, a glycogen synthase kinase-3 inhibitor, glucagon-like peptide-1, a glucagon-like peptide-1 analogue, a glucagon-like peptide-1 agonist, amylin, an amylin analogue, an amylin agonist, an aldose reductase inhibitor, an advanced glycation endproducts formation inhibitor, a protein kinase C inhibitor, a γ -aminobutyric acid receptor antagonist, a sodium channel antagonist, a transcript factor NF- κ B inhibitor, a lipid peroxidase inhibitor, an *N*-acetylated- α -linked-acid-dipeptidase inhibitor, insulin-like growth factor-I, platelet-derived growth factor, a platelet-derived growth factor analogue, epidermal growth factor, nerve growth factor, a carnitine derivative, uridine, 5-hydroxy-1-methylhydantoin, EGB-761, bimoclomol, sulodexide, Y-128, an antidiarrhoics, cathartics, a hydroxymethylglutaryl coenzyme A reductase inhibitor, a fibrate, a β_3 -adrenoceptor agonist, an acyl-coenzyme A cholesterol acyltransferase inhibitor, probcol, a thyroid hormone receptor agonist, a cholesterol absorption inhibitor, a lipase inhibitor, a microsomal triglyceride transfer protein inhibitor, a lipoxigenase inhibitor, a carnitine palmitoyl-transferase inhibitor, a squalene synthase inhibitor, a low-density lipoprotein receptor enhancer, a nicotinic acid derivative, a bile acid sequestrant, a sodium/bile acid cotransporter inhibitor, a cholesterol ester

transfer protein inhibitor, an appetite suppressant, an angiotensin-converting enzyme inhibitor, a neutral endopeptidase inhibitor, an angiotensin II receptor antagonist, an endothelin-converting enzyme inhibitor, an endothelin receptor antagonist, a diuretic agent, a calcium antagonist, a vasodilating antihypertensive agent, a sympathetic blocking agent, a centrally acting antihypertensive agent, an α_2 -adrenoceptor agonist, an antiplatelets agent, a uric acid synthesis inhibitor, a uricosuric agent and a urinary alkalinizer, for the manufacture of a pharmaceutical composition for the inhibition of advancing impaired glucose tolerance into diabetes in a subject.

33, A fused heterocyclic derivative represented by the following general formula (I):



as defined in claim 1 and substantially as hereinbefore described with to any one of the Examples, or a pharmaceutically acceptable salt thereof.

Dated 21 December, 2010
Kissei Pharmaceutical Co., Ltd.

Patent Attorneys for the Applicant/Nominated Person
SPRUSON & FERGUSON