



US00D703125S

(12) **United States Design Patent**
Tanghe

(10) **Patent No.:** **US D703,125 S**

(45) **Date of Patent:** **** Apr. 22, 2014**

(54) **VEHICLE WHEEL**

(71) Applicant: **Bayerische Motoren Werke Aktiengesellschaft, Munich (DE)**

(72) Inventor: **Pascal Tanghe, Munich (DE)**

(73) Assignee: **Bayerische Motoren Werke Aktiengesellschaft, Munich (DE)**

(**) Term: **14 Years**

(21) Appl. No.: **29/462,850**

(22) Filed: **Aug. 9, 2013**

(30) **Foreign Application Priority Data**

Feb. 11, 2013 (DE) 40 2013 100 121

(51) **LOC (10) Cl.** **12-16**

(52) **U.S. Cl.**
USPC **D12/209**

(58) **Field of Classification Search**
USPC D12/204-213; 301/37.101, 64.101, 65,
301/64.201

See application file for complete search history.

(56) **References Cited**

U.S. PATENT DOCUMENTS

D451,463 S *	12/2001	Murkett et al.	D12/209
D475,337 S *	6/2003	Kataoka	D12/209
D478,539 S *	8/2003	Brown et al.	D12/209
D494,917 S *	8/2004	Pollmann	D12/211
D500,721 S *	1/2005	Kataoka	D12/209
D504,380 S *	4/2005	Kushartanto	D12/209
D533,127 S *	12/2006	Martin	D12/209
D558,114 S	12/2007	Pollmann	
D568,800 S *	5/2008	Huet	D12/211
D583,739 S *	12/2008	Gallert	D12/209
D593,019 S *	5/2009	Tirado	D12/209
D597,015 S *	7/2009	Juergens et al.	D12/211
D614,558 S	4/2010	Luciani et al.	
D617,716 S *	6/2010	Lamm et al.	D12/211

D621,770 S *	8/2010	Pollmann	D12/209
D624,862 S *	10/2010	Zhao	D12/209
D630,564 S *	1/2011	Baum	D12/209
D635,499 S	4/2011	Nissl	
D638,768 S *	5/2011	Nissl	D12/211
D655,659 S *	3/2012	Schweizer	D12/209
D658,108 S *	4/2012	Fetherston et al.	D12/211
D659,628 S *	5/2012	Pollmann	D12/211
D663,249 S *	7/2012	Zhang	D12/211
D671,472 S *	11/2012	Pollmann	D12/209
D671,476 S *	11/2012	Pinel	D12/209
D671,477 S *	11/2012	Juergens et al.	D12/209
D677,609 S *	3/2013	Sabblah	D12/209
D686,128 S *	7/2013	Baum et al.	D12/209

FOREIGN PATENT DOCUMENTS

EM	000660618-0002	3/2007
EM	001598277-0006	1/2010
EM	001658154-0002	5/2010
EM	001684507-0002	10/2010
EM	001754953-0004	1/2011
EM	002156554-0004	12/2012

* cited by examiner

Primary Examiner — Stacia Cadmus

(74) *Attorney, Agent, or Firm* — Crowell & Moring LLP

(57) **CLAIM**

The ornamental design for a vehicle wheel, as shown and described.

DESCRIPTION

FIG. 1 is a perspective view of a vehicle wheel according to the design;

FIG. 2 is an additional perspective view thereof;

FIG. 3 is an additional perspective view thereof;

FIG. 4 is a front view thereof;

FIG. 5 is a rear view thereof in a lighter gray scale, representing environmental features that form no part of the claimed design; and,

FIG. 6 is a side view thereof.

1 Claim, 6 Drawing Sheets






Fig. 1



Fig. 2




Fig. 3



Fig. 4



Fig. 5




Fig. 6