



US00D696186S

(12) **United States Design Patent**
Kannou et al.

(10) **Patent No.:** **US D696,186 S**

(45) **Date of Patent:** **** *Dec. 24, 2013**

- (54) **SOLAR BATTERY MODULE**
- (75) Inventors: **Hiroyuki Kannou**, Moriguchi (JP);
Satoshi Tohoda, Moriguchi (JP)
- (73) Assignee: **SANYO Electric Co., Ltd.**,
Moriguchi-shi, Osaka (JP)
- (*) Notice: This patent is subject to a terminal disclaimer.
- (**) Term: **14 Years**
- (21) Appl. No.: **29/398,263**
- (22) Filed: **Jul. 28, 2011**

- (30) **Foreign Application Priority Data**
 - Jan. 28, 2011 (JP) 2011-001789
 - (51) **LOC (9) Cl.** **13-02**
 - (52) **U.S. Cl.**
USPC **D13/102**
 - (58) **Field of Classification Search**
USPC D13/102, 101, 103, 107, 119, 184, 199;
126/569, 580, 581, 611, 621, 622, 623;
136/200, 243, 244, 246-265; 438/66,
438/72, 80
- See application file for complete search history.

- (56) **References Cited**
- U.S. PATENT DOCUMENTS**
- D244,607 S * 6/1977 Riley D13/102
- D353,129 S * 12/1994 Ricaud et al. D13/102
- 6,005,183 A * 12/1999 Akai et al. 136/244

- D448,722 S * 10/2001 Drummond D13/102
- 6,384,315 B1 * 5/2002 Yamagishi et al. 136/251
- D469,057 S * 1/2003 Shugar D13/102
- D573,943 S * 7/2008 Ono et al. D13/102
- 2010/0236541 A1 * 9/2010 Smith et al. 126/621

* cited by examiner

Primary Examiner — Derrick Holland

(74) *Attorney, Agent, or Firm* — Westerman, Hattori, Daniels & Adrian, LLP

(57) **CLAIM**


The ornamental design for a solar battery module, as shown and described.

DESCRIPTION

FIG. 1 is a front elevational view of a solar battery module, showing our new design;
 FIG. 2 is a rear elevational view thereof;
 FIG. 3 is a top plan view thereof, the bottom plan view being identical thereto;
 FIG. 4 is a right side elevational view thereof, the left side being identical thereto;
 FIG. 5 is an enlarged fragmented view thereof, taken along lines 5-5 of FIG. 1; and,
 FIG. 6 is an enlarged fragmented view thereof, taken along lines 6-6 of FIG. 1.

The broken lines shown in FIG. 2 represent unclaimed subject matter and form no part of the claimed design. Where the broken lines abut a claimed surface it is understood that those broken lines form an unclaimed boundary between claimed and unclaimed surfaces. The dot dash line boundary shown in FIGS. 5 and 6 also represents unclaimed subject matter and forms no part of the claimed design.

1 Claim, 6 Drawing Sheets



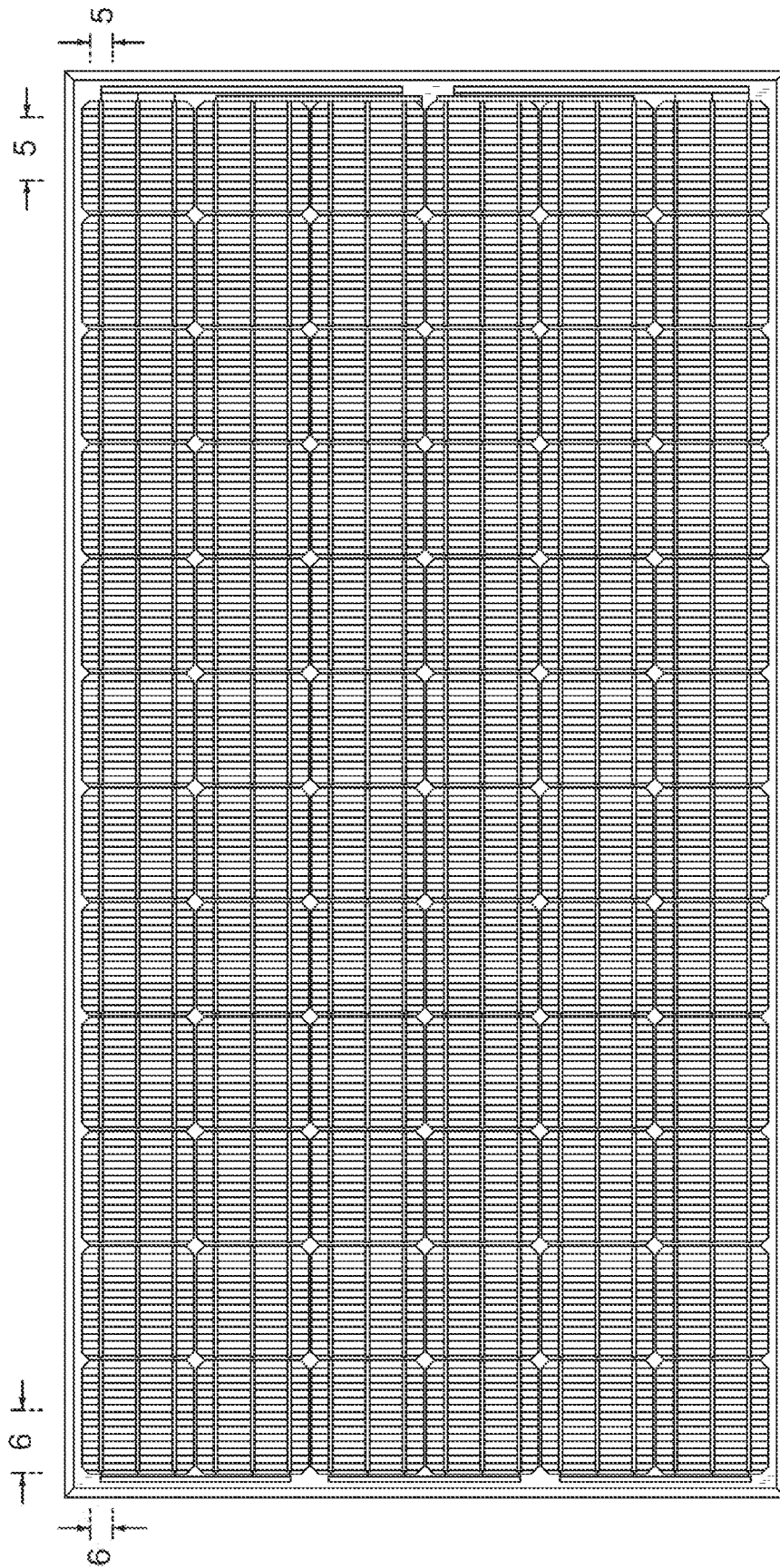


FIG. 1




FIG. 2



FIG. 3




FIG. 4

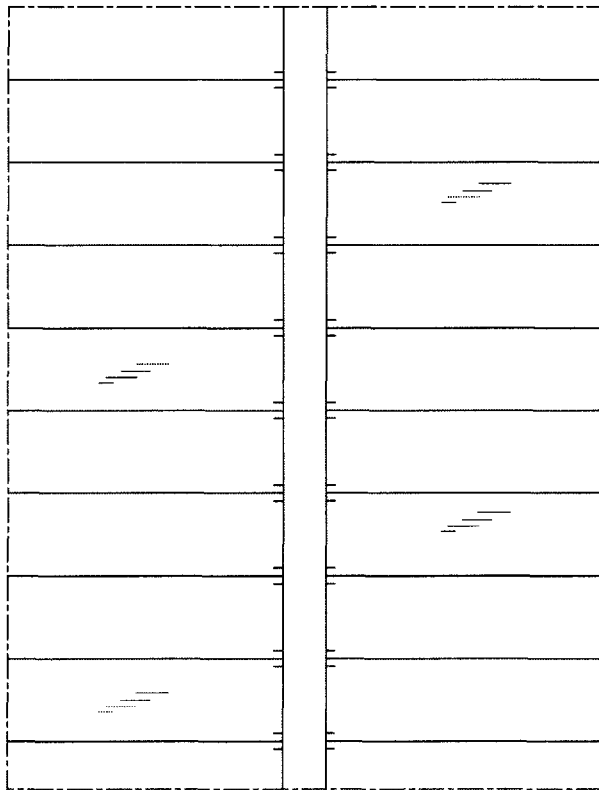


FIG. 5




FIG. 6