



US00D981643S

(12) **United States Design Patent**
Chen

(10) **Patent No.:** **US D981,643 S**

(45) **Date of Patent:** **** Mar. 21, 2023**

- (54) **HAIRPIN**
- (71) Applicant: **Zhongzhi Chen**, Hubei (CN)
- (72) Inventor: **Zhongzhi Chen**, Hubei (CN)
- (**) Term: **15 Years**
- (21) Appl. No.: **29/756,016**
- (22) Filed: **Oct. 24, 2020**
- (51) **LOC (14) Cl.** **28-03**
- (52) **U.S. Cl.**
USPC **D28/40**
- (58) **Field of Classification Search**
USPC D28/39, 40, 42, 43
CPC . A45D 8/00; A45D 8/002; A45D 8/14; A45D
8/16; A45D 8/18; A45D 8/20; A45D
8/22; A45D 8/24; A45D 8/30
See application file for complete search history.

2,638,908 A *	5/1953	Schildt	A45D 8/20 132/277
2,767,720 A *	10/1956	Harridge	A45D 8/20 132/277
2,849,008 A *	8/1958	Otten	A45D 8/20 132/277
3,101,725 A *	8/1963	Reiner	A45D 8/20 132/277
3,213,509 A *	10/1965	Reiner	A45D 8/20 132/277
3,213,865 A *	10/1965	Jennis	A45D 8/20 24/511
3,250,282 A *	5/1966	Thatcher	A45D 8/20 132/277
3,983,887 A *	10/1976	Chan	A45D 8/20 132/277

* cited by examiner

Primary Examiner — Zenia I Bennett

(57) **CLAIM**

The ornamental design for a hairpin, as shown and described.

DESCRIPTION

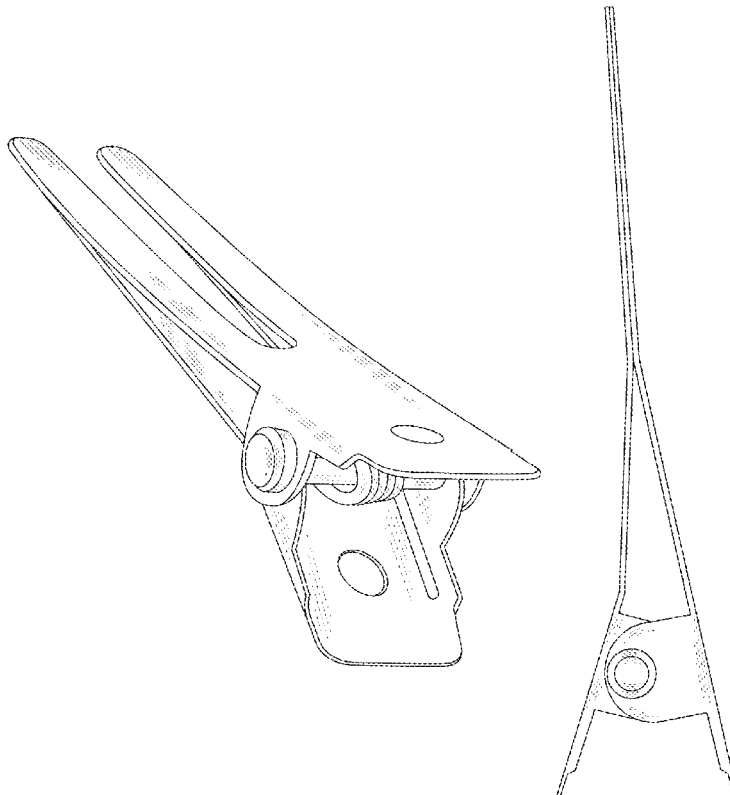
FIG. 1 is a perspective view of a hairpin showing my new design;
 FIG. 2 is a front elevational view thereof;
 FIG. 3 is a rear elevational view thereof;
 FIG. 4 is a left side elevational view thereof;
 FIG. 5 is a right side elevational view thereof;
 FIG. 6 is a top plan view thereof; and,
 FIG. 7 is a bottom plan view thereof.

1 Claim, 7 Drawing Sheets

(56) **References Cited**

U.S. PATENT DOCUMENTS

1,946,561 A *	2/1934	Widerman	A45D 8/20 24/511
2,459,452 A *	1/1949	Reiner	A45D 8/20 132/277
2,467,487 A *	4/1949	Leon	A45D 8/20 132/277
2,505,719 A *	4/1950	Peck	A45D 8/20 132/277
D167,766 S *	9/1952	Olevin	D28/39



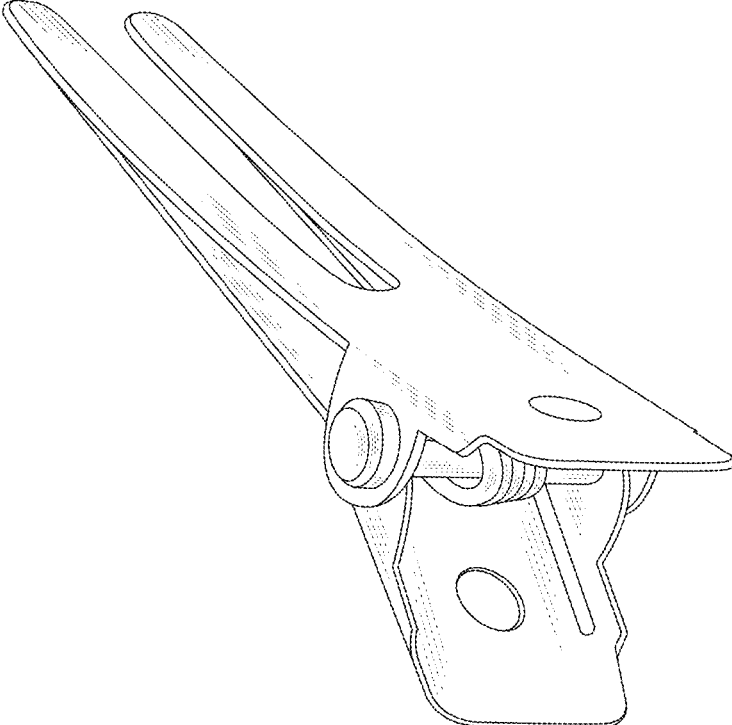


FIG. 1

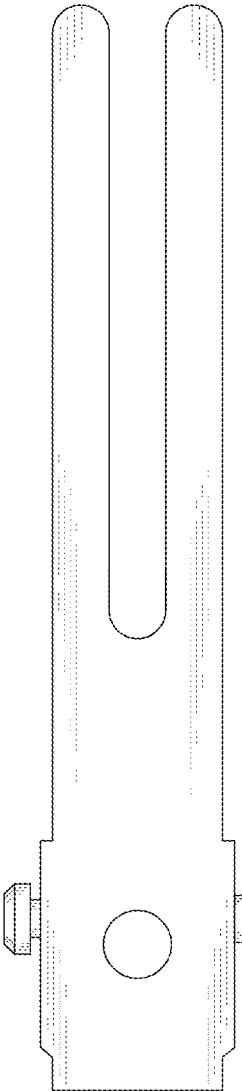


FIG. 2

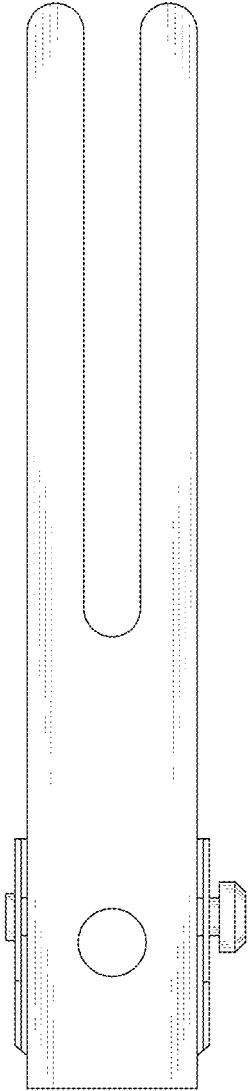


FIG. 3

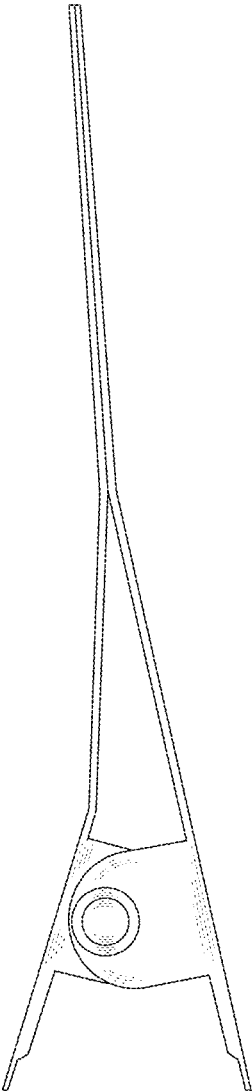


FIG. 4

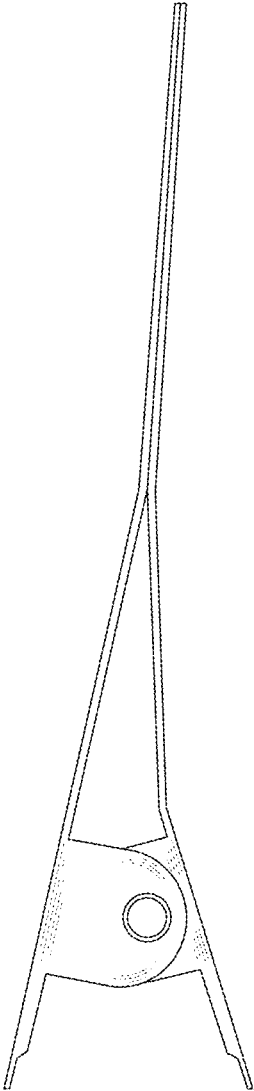


FIG. 5

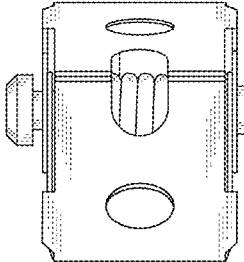


FIG. 6

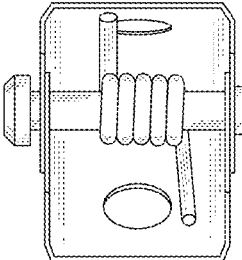


FIG. 7