



US00D875017S

(12) **United States Design Patent**
Valencia Pollex

(10) **Patent No.:** **US D875,017 S**

(45) **Date of Patent:** **** Feb. 11, 2020**

- (54) **VEHICLE WHEEL RIM**
- (71) Applicant: **AUDI AG**, Ingolstadt (DE)
- (72) Inventor: **Andreas Valencia Pollex**, Ingolstadt (DE)
- (73) Assignee: **AUDI AG**, Ingolstadt (DE)
- (**) Term: **15 Years**
- (21) Appl. No.: **29/669,613**
- (22) Filed: **Nov. 9, 2018**
- (30) **Foreign Application Priority Data**

May 25, 2018 (EM) 005 282 084

(51) **LOC (12) Cl.** **12-16**

(52) **U.S. Cl.**
USPC **D12/209**

(58) **Field of Classification Search**
USPC D12/204–213; D21/563
CPC B60B 7/00; B60B 7/02; B60B 7/04; B60B 7/01; B60B 7/06; B60B 3/02; B60B 3/04; B60B 3/06; B60B 3/10; B60B 1/00; B60B 1/08; B60B 1/10; B60B 1/12
See application file for complete search history.

(56) **References Cited**

U.S. PATENT DOCUMENTS

- D576,535 S * 9/2008 Chung D12/209
- D595,201 S * 6/2009 Antoniadis D12/211
- D611,396 S * 3/2010 Antoniadis D12/211

- D671,877 S * 12/2012 Roura D12/209
- D684,516 S * 6/2013 Bennion D12/209
- D694,693 S * 12/2013 Behmer D12/209
- D700,565 S * 3/2014 Gonzalez D12/209
- D740,197 S * 10/2015 Valencia Pollex D12/209
- D755,694 S * 5/2016 Valencia Pollex D12/209
- D769,164 S * 10/2016 Valencia Pollex D12/209
- D790,423 S * 6/2017 Valencia Pollex D12/209
- D798,216 S * 9/2017 Snyder D12/211
- D807,269 S * 1/2018 Peat D12/209
- D813,781 S * 3/2018 Valencia Pollex D12/209
- D815,006 S * 4/2018 Valencia Pollex D12/209
- D825,432 S * 8/2018 Trim D12/211
- D832,179 S * 10/2018 Behmer D12/211
- D842,194 S * 3/2019 Han D12/209
- D843,912 S * 3/2019 Metros D12/209
- D848,343 S * 5/2019 Chan D12/209
- D853,304 S * 7/2019 Pollex D12/209
- D857,599 S * 8/2019 Trim D12/211
- D859,266 S * 9/2019 Valencia Pollex D12/209

* cited by examiner

Primary Examiner — Stacia A Cadmus
(74) *Attorney, Agent, or Firm* — Lucas & Mercanti, LLP; Klaus P. Stoffel

(57) **CLAIM**

The ornamental design for a vehicle wheel rim, as shown and described.

DESCRIPTION

FIG. 1 is a front view of the vehicle wheel rim of the present invention; and,
FIG. 2 is a front, side perspective view thereof.

1 Claim, 2 Drawing Sheets







Fig. 1




Fig. 2