

April 9, 1940.

M. WESTPHAL

2,196,787

BATH DEVICE

Filed July 15, 1939

2 Sheets-Sheet 1

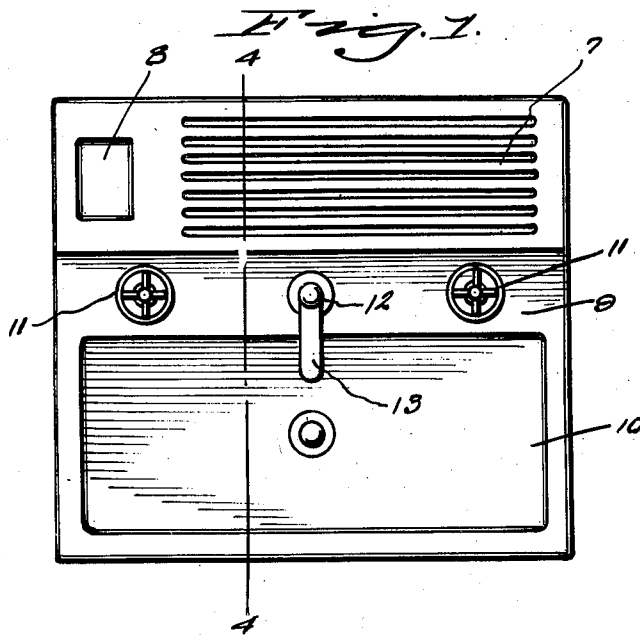
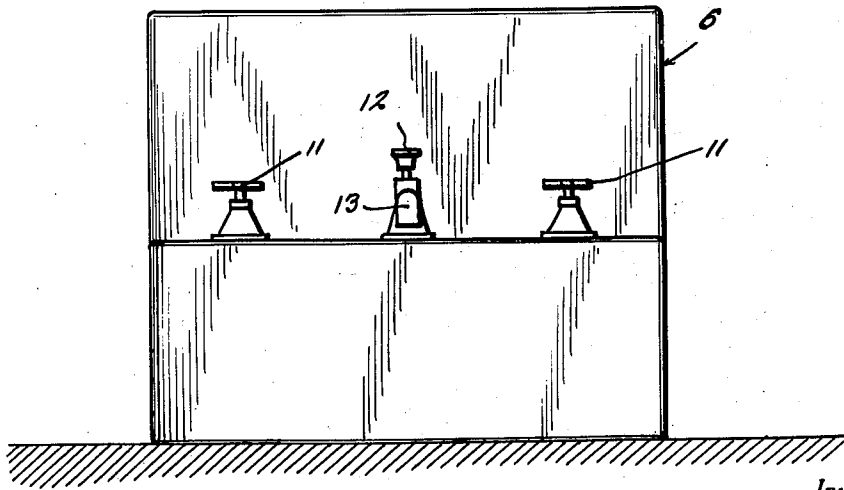


Fig. 2.



Inventor

Matthew Westphal

By *Clarence O'Brien*
and Hyman Berman
Attorneys

April 9, 1940.

M. WESTPHAL

2,196,787

BATH DEVICE

Filed July 15, 1939

2 Sheets-Sheet 2

Fig. 3.

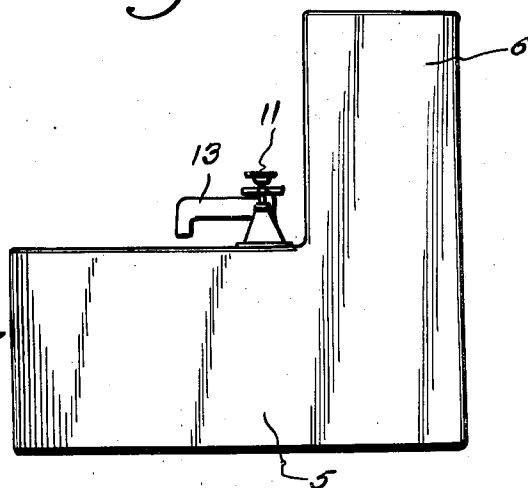
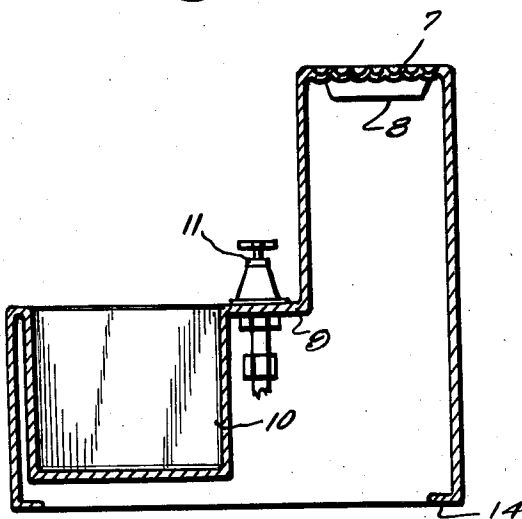


Fig. 4.



Inventor

Matthew Westphal

By *Clarence A. O'Brien*
and Hyman Berman
Attorneys

UNITED STATES PATENT OFFICE

2,196,787

BATH DEVICE

Matthew Westphal, Irvington, N. J.

Application July 15, 1939, Serial No. 284,781

1 Claim. (Cl. 4—182)

This invention relates to a bath device especially constructed for use where space is limited and it is desired to have a fixture which will readily harmonize with other fixtures of a bathroom, and has for the primary object the provision of a device of this character which will provide ample facility for the taking of a foot bath, permitting the person using the device to rest in comfort and safety and within convenient reach of the feet and legs as well as within easy reach of the faucets and the drain valve of the device.

With these and other objects in view, the invention consists in certain novel features of construction, combination and arrangement of parts to be hereinafter more fully described and claimed.

For a complete understanding of my invention, reference is to be had to the following description and accompanying drawings, in which

Figure 1 is a top plan view illustrating a bath device constructed in accordance with my invention.

Figure 2 is a front elevation illustrating the device.

Figure 3 is a side elevation illustrating the device.

Figure 4 is a transverse sectional view taken on the line 4—4 of Figure 1.

Referring in detail to the drawings, the numeral 5 indicates a base having integral therewith a riser 6, the top wall of which provides an excellent seat for the user of this device and is provided with a series of spaced ribs 7 to prevent slippage of the person while on the seat thereby adding a safety factor to the device. The top wall of the riser is further provided with a recess adjacent one end thereof to form a soap receptacle 8 which will be in convenient reach of the person sitting on the seat.

The base 5 and riser are of integral formation and includes a series of integrally connected vertical walls, certain of which are extended to form the riser 6. The base further includes a horizontal wall 9 and depending therefrom within the vertical walls of the base is a foot bath receptacle 10, the bottom wall of which is spaced from the lower edges of the vertical walls of the base and it is preferable that the corners of the walls thereof are rounded which also applies to the other walls of the device where they join each other. The dimensions of the foot receptacle are such as to readily accommodate the

feet of the person sitting on the seat 7 and to contain sufficient water for the proper bathing of the feet and legs as well as other portions of the body if so desired.

The top wall 9 between the foot receptacle and the front wall of the riser 6 forms a medium on which may be mounted the usual faucets 11 for the control of hot and cold water and also a drain valve control 12 which is in combination with a common outlet 13 of the faucets 11. The faucets being so arranged are within convenient reach of the person sitting upon the seat and will in no way interfere with the comfort of the person or the movement of the person's legs.

Certain of the vertical walls of the device have their lower edges bent at right angles to form supporting flanges 14 on which the device may rest when positioned on the floor of a bathroom. A device of this kind may be readily set within a very limited space within a bathroom and will harmonize with other fixtures that may be within the bathroom and provides a convenient medium for a person to take a foot bath or, if desired, to stand within the device to wash or bathe other parts of the body.

It is believed that the simplicity and advantages of this invention will be apparent to those skilled in the art to which such device relates, and while I have herein set forth a satisfactory embodiment of the invention, it is to be understood that such changes therefrom as fairly fall within the scope of my claim may be resorted to when desired.

Having thus described my invention, what I claim is:

A bath device comprising a base including a series of vertically arranged integrally connected walls and a horizontal wall integral with the upper edges of said vertical wall and provided with a rectangular shaped opening leaving a portion of said horizontal wall at one edge of the opening to form a shelf for the support of water and drain fixtures, a water receptacle including a bottom wall and upstanding walls formed on the horizontal wall about the edges of the opening, a riser formed on said base by extending certain of said vertical walls thereof and including a horizontal wall located in a plane above the first-named horizontal wall to form a seat and having a recess and grooves therein.

MATTHEW WESTPHAL.