



US00D786324S

(12) **United States Design Patent**
Koskinen

(10) **Patent No.:** **US D786,324 S**

(45) **Date of Patent:** **** May 9, 2017**

- (54) **CUTTING INSERTS**
- (71) Applicant: **SECO TOOLS AB**, Fagersta (SE)
- (72) Inventor: **Jorma Koskinen**, Fagersta (SE)
- (73) Assignee: **SECO TOOLS AB**, Fagersta (SE)
- (**) Term: **14 Years**
- (21) Appl. No.: **29/523,293**
- (22) Filed: **Apr. 8, 2015**

- D342,269 S * 12/1993 Arai D15/139
- D347,642 S * 6/1994 Lindberg D15/139
- D379,360 S * 5/1997 Satran D15/139
- 5,775,855 A * 7/1998 Reiterman B23C 5/207
407/113
- D404,406 S * 1/1999 Satran D15/139
- D446,571 S * 8/2001 Frazer D22/118
- D485,852 S * 1/2004 Arvidsson D15/139
- D486,505 S * 2/2004 Arvidsson D15/139

(Continued)

Primary Examiner — Patricia Palasik
(74) *Attorney, Agent, or Firm* — Corinne R. Gorski

(30) **Foreign Application Priority Data**

- Oct. 9, 2014 (EM) 001422380-0001
- Oct. 9, 2014 (EM) 001422380-0002
- Oct. 9, 2014 (EM) 001422380-0003
- Oct. 9, 2014 (EM) 001422380-0004
- Oct. 9, 2014 (EM) 001422380-0005
- Oct. 9, 2014 (EM) 001422380-0006

(51) **LOC (10) CL.** **15-09**

(52) **U.S. CL.**
USPC **D15/139**

(58) **Field of Classification Search**
USPC D8/20, 70; D15/126, 139
See application file for complete search history.

(56) **References Cited**

U.S. PATENT DOCUMENTS

- 229,772 A * 7/1880 Suisse B23D 61/121
83/852
- 1,441,887 A * 1/1923 Scott B26B 29/063
83/468.2
- 2,630,314 A * 3/1953 Cadwallader B26B 11/006
177/129
- 2,757,697 A * 8/1956 Simmons B26D 1/0006
30/355
- D229,493 S * 12/1973 Feakins D25/125
- D341,604 S * 11/1993 Hessman D15/139

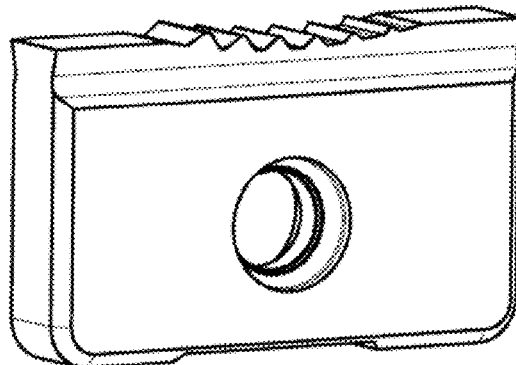
(57) **CLAIM**

The ornamental design for a cutting insert, as shown and described.

DESCRIPTION

FIG. 1 is a top plan view of a first embodiment of a cutting insert;
 FIG. 2 is a side elevational view thereof;
 FIG. 3 is a bottom plan view thereof;
 FIG. 4 is an opposite, side elevational view thereof;
 FIG. 5 is a top, side perspective view thereof;
 FIG. 6 is a back, side elevational view thereof, and;
 FIG. 7 is a front, side elevational view thereof.
 FIG. 8 is a top plan view of a second embodiment of a cutting insert;
 FIG. 9 is a side elevational view thereof;
 FIG. 10 is a bottom plan view thereof;
 FIG. 11 is an opposite side elevational view thereof;
 FIG. 12 is a top, side perspective view thereof;
 FIG. 13 is a back, side elevational view thereof; and,
 FIG. 14 is a front, side elevational view thereof.
 The broken lines show the environment with which the design is associated, are for illustrative purposes only, and form no part of the claimed design or a specified embodiment thereof.

1 Claim, 2 Drawing Sheets



(56)

References Cited

U.S. PATENT DOCUMENTS

7,073,986	B2 *	7/2006	Andras	B23B 27/1651				
					407/113				
D588,616	S *	3/2009	Tanaka	D15/139				
D607,529	S *	1/2010	Craffey	D22/118				
D610,884	S *	3/2010	Rabanal	D7/650				
D615,608	S *	5/2010	Moore	D22/118				
D617,161	S *	6/2010	Tom	D8/20				
D617,350	S *	6/2010	Cummings	D15/11				
D637,214	S *	5/2011	Saito	D15/139				
D638,041	S *	5/2011	Saito	D15/139				
D642,888	S *	8/2011	Port	D8/99				
D660,676	S *	5/2012	Yang-Fu	D8/99				
D661,367	S *	6/2012	Seeds	D22/118				
D672,841	S *	12/2012	Pelton	D22/118				
D672,842	S *	12/2012	Pelton	D22/118				
D684,654	S *	6/2013	Hunter	D22/118				
D686,048	S *	7/2013	Lock	D8/20				
D688,716	S *	8/2013	Lampe	D15/139				
D692,289	S *	10/2013	Cheng	D8/99				
D699,315	S *	2/2014	Seeds	D22/118				
D700,675	S *	3/2014	Seeds	D22/118				
D704,793	S *	5/2014	Dahan	D22/118				
D705,281	S *	5/2014	Heinasenaho	D15/139				
D714,104	S *	9/2014	Cotter	D7/401.2				
D715,341	S *	10/2014	Schell	D15/139				
D730,703	S *	6/2015	Bucks	D7/401.2				
D731,257	S *	6/2015	Bucks	D7/401.2				
D731,259	S *	6/2015	Bucks	D7/401.2				
D736,841	S *	8/2015	Jung	D15/139				
D742,180	S *	11/2015	Van Wemmel	D7/381				
D742,181	S *	11/2015	Bucks	D7/381				
D745,338	S *	12/2015	Bucks	D7/650				
D747,637	S *	1/2016	Bloch	D8/99				
D747,946	S *	1/2016	Carey	D8/99				
D748,703	S *	2/2016	Nam	D15/139				
D752,664	S *	3/2016	Jung	D15/139				
D752,704	S *	3/2016	Ma	D22/118				
D755,267	S *	5/2016	Lee	D15/139				

* cited by examiner

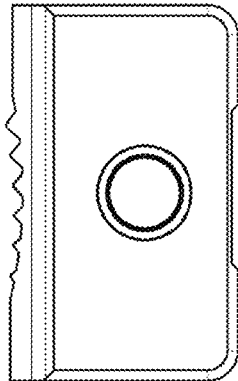


FIG. 1




FIG. 2

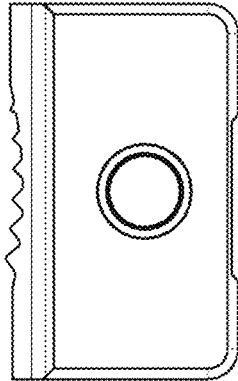


FIG. 3




FIG. 4

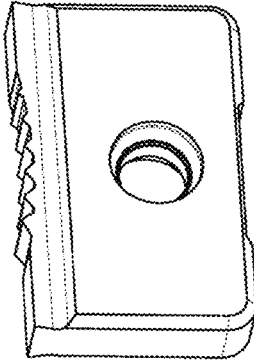


FIG. 5

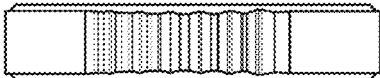


FIG. 6



FIG. 7

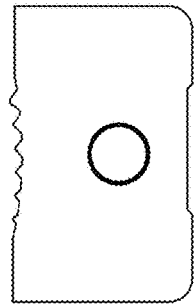


FIG. 8




FIG. 9

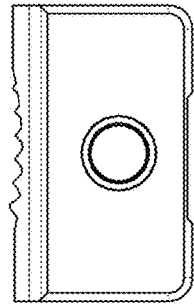


FIG. 10



FIG. 11

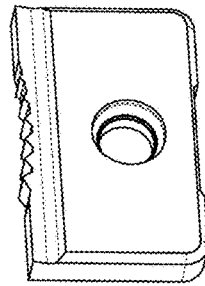


FIG. 12



FIG. 13



FIG. 14