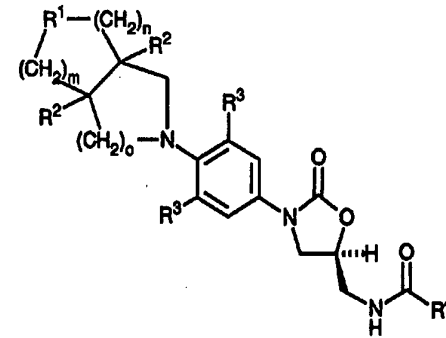
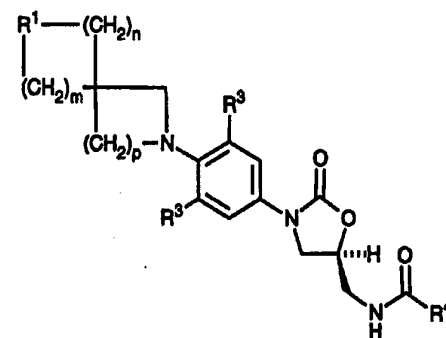




## INTERNATIONAL APPLICATION PUBLISHED UNDER THE PATENT COOPERATION TREATY (PCT)

<p>(51) International Patent Classification <sup>6</sup> : C07D 487/04, A61K 31/42, C07D 471/04, 491/044, 491/052, 487/10 // (C07D 471/04, 221:00, 221:00) (C07D 487/04, 209:00, 205:00) (C07D 491/044, 305:00, 209:00) (C07D 491/052, 311:00, 221:00) (C07D 487/10, 209:00, 209:00) (C07D 487/04, 209:00, 209:00)</p>	A1	<p>(11) International Publication Number: <b>WO 96/35691</b></p> <p>(43) International Publication Date: 14 November 1996 (14.11.96)</p>
<p>(21) International Application Number: PCT/US96/05202</p> <p>(22) International Filing Date: 18 April 1996 (18.04.96)</p> <p>(30) Priority Data: 08/438,705 11 May 1995 (11.05.95) US</p> <p>(60) Parent Application or Grant (63) Related by Continuation US 08/438,705 (CIP) Filed on 11 May 1995 (11.05.95)</p> <p>(71) Applicant (for all designated States except US): PHARMACIA &amp; UPJOHN COMPANY [US/US]; 301 Henrietta Street, Kalamazoo, MI 49001 (US).</p> <p>(72) Inventors; and (75) Inventors/Applicants (for US only): BARBACHYN, Michael, Robert [US/US]; 1216 Miles Avenue, Kalamazoo, MI 49001 (US). BRICKNER, Steven, J. [US/US]; 9 Fargo Drive,</p>	<p>Ledyard, CT 06339 (US). HUTCHINSON, Douglas, K. [US/US]; 5641 Whitmore Drive, Kalamazoo, MI 49001 (US).</p> <p>(74) Agent: CORNEGLIO, Donald, L.; The Upjohn Company, Corporate Intellectual Property Law, 301 Henrietta Street, Kalamazoo, MI 49001 (US).</p> <p>(81) Designated States: AL, AM, AT, AU, AZ, BB, BG, BR, BY, CA, CH, CN, CZ, DE, DK, EE, ES, FI, GB, GE, HU, IS, JP, KE, KG, KP, KR, KZ, LK, LR, LT, LU, LV, MD, MG, MK, MN, MW, MX, NO, NZ, PL, PT, RO, RU, SD, SE, SG, SI, SK, TJ, TM, TR, TT, UA, US, UZ, VN, ARIPO patent (KE, LS, MW, SD, SZ, UG), Eurasian patent (AM, AZ, BY, KG, KZ, MD, RU, TJ, TM), European patent (AT, BE, CH, DE, DK, ES, FI, FR, GB, GR, IE, IT, LU, MC, NL, PT, SE), OAPI patent (BF, BJ, CF, CG, CI, CM, GA, GN, ML, MR, NE, SN, TD, TG).</p> <p><b>Published</b> With international search report.</p>	
<p>(54) Title: SPIROCYCLIC AND BICYCLIC DIAZINYL AND CARBAZINYL OXAZOLIDINONES</p>		
<p>(57) Abstract</p>		
<p>A compound of structural Formula (I or II) useful for treating microbial infections in humans or other warm-blooded animals, or pharmaceutically acceptable salts thereof as defined herein.</p>	<div style="text-align: center;">  <p>(I)</p> </div> <div style="text-align: center; margin-top: 20px;">  <p>(II)</p> </div>	

**FOR THE PURPOSES OF INFORMATION ONLY**

Codes used to identify States party to the PCT on the front pages of pamphlets publishing international applications under the PCT.

AM	Armenia	GB	United Kingdom	MW	Malawi
AT	Austria	GE	Georgia	MX	Mexico
AU	Australia	GN	Guinea	NE	Niger
BB	Barbados	GR	Greece	NL	Netherlands
BE	Belgium	HU	Hungary	NO	Norway
BF	Burkina Faso	IE	Ireland	NZ	New Zealand
BG	Bulgaria	IT	Italy	PL	Poland
BJ	Benin	JP	Japan	PT	Portugal
BR	Brazil	KE	Kenya	RO	Romania
BY	Belarus	KG	Kyrgystan	RU	Russian Federation
CA	Canada	KP	Democratic People's Republic of Korea	SD	Sudan
CF	Central African Republic	KR	Republic of Korea	SE	Sweden
CG	Congo	KZ	Kazakhstan	SG	Singapore
CH	Switzerland	LI	Liechtenstein	SI	Slovenia
CI	Côte d'Ivoire	LK	Sri Lanka	SK	Slovakia
CM	Cameroon	LR	Liberia	SN	Senegal
CN	China	LT	Lithuania	SZ	Swaziland
CS	Czechoslovakia	LU	Luxembourg	TD	Chad
CZ	Czech Republic	LV	Latvia	TG	Togo
DE	Germany	MC	Monaco	TJ	Tajikistan
DK	Denmark	MD	Republic of Moldova	TT	Trinidad and Tobago
EE	Estonia	MG	Madagascar	UA	Ukraine
ES	Spain	ML	Mali	UG	Uganda
FI	Finland	MN	Mongolia	US	United States of America
FR	France	MR	Mauritania	UZ	Uzbekistan
GA	Gabon			VN	Viet Nam

**SPIROCYCLIC AND BICYCLIC DIAZINYL  
AND CARBAZINYL OXAZOLIDINONES**

**Background of the Invention**

5           The subject invention discloses new and useful oxazolidinones having a spirocyclic or bicyclic diazinyl or carbazinyl moiety. The compounds are useful antimicrobial agents effective against a number of human and veterinary pathogens, including gram-positive aerobic bacteria such as multiply-resistant staphylococci, streptococci and enterococci as well as anerobic organisms such as *Bacteroides* spp.  
10 and *Clostridia* spp. species, and acid-fast organisms such as *Mycobacterium tuberculosis* and other mycobacterial species.

**Information Disclosure**

          The present compounds are related by their phenyloxazolidinone ring structure to those disclosed in the publications below except that the subject  
15 compounds have a spirocyclic or bicyclic diazinyl or carbazinyl moiety. The instant compounds have useful antibacterial activity.

          PCT/US94/08904 application discloses oxazolidinone antibacterial compounds having either a morpholine or thiomorpholine substituent.

          PCT/US93/03570 application discloses oxazolidinones containing a substituted  
20 diazine moiety and their uses as antimicrobials.

          PCT/US92/08267 application discloses substituted aryl and heteroaryl-phenyl-oxazolidinones useful as antibacterial agents.

          PCT/US89/03548 application discloses 5'-indolinyl-5 $\beta$ -amidomethyloxazolidinones, 3-(fused-ring substituted)phenyl-5 $\beta$ -amidomethyloxazolidinones, and  
25 3-(nitrogen substituted)phenyl-5 $\beta$ -amidomethyloxazolidinones which are useful as antibacterial agents.

          Other references disclosing various oxazolidinones include US Patent 4,801,600, 4,921,869, Gregory W. A., et al., J. Med. Chem., 32, 1673-81 (1989); Gregory W. A., et al., J. Med. Chem., 33, 2569-78 (1990); Wang C., et al.,  
30 Tetrahedron, 45, 1323-26 (1989); and Brittelli, et al., J. Med. Chem., 35, 1156 (1992).

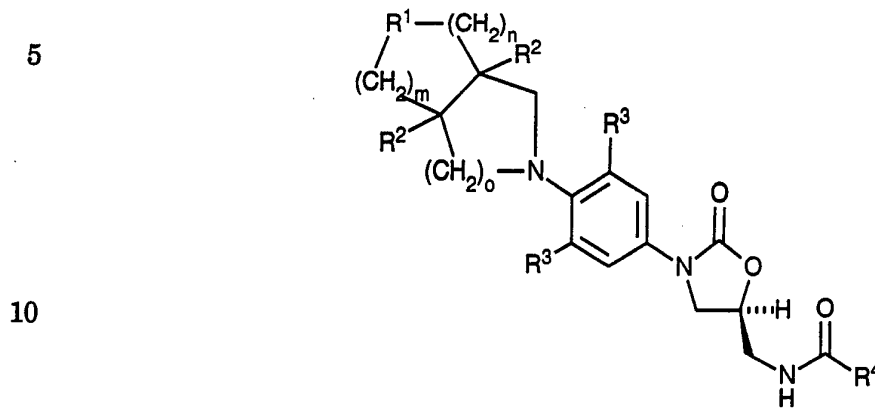
          European Patent Publication 352,781 discloses phenyl and pyridyl substituted phenyl oxazolidinones.

          European Patent Publication 316,594 discloses 3-substituted styryl oxazolidinones.

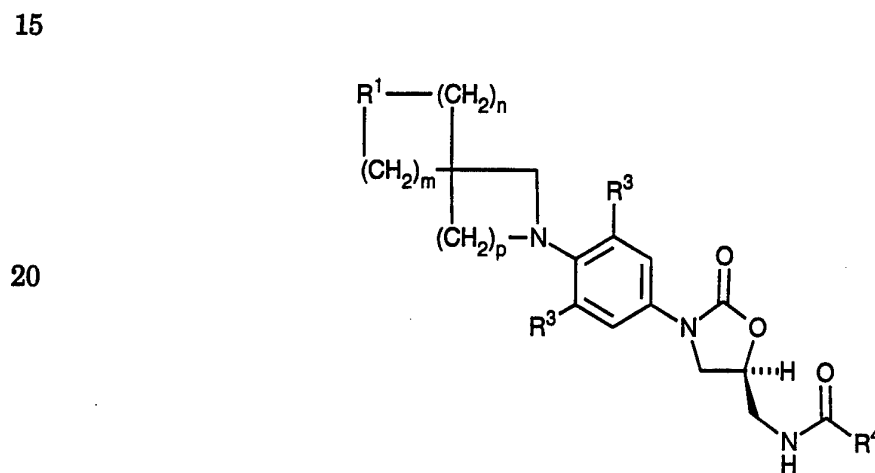
35           European Patent Publication 312,000 discloses phenylmethyl and pyridinylmethyl substituted phenyl oxazolidinones.

**Summary of the Invention**

In one aspect the subject invention is a compound of structural Formula I:

**Formula I**

In another aspect the subject invention is composed of structural Formula II:

**Formula II**

or pharmaceutically acceptable salts thereof wherein:

$R^1$  is (a)  $NR^5$ ,

(b)  $CR^6R^7$ ;

$R^2$  is independently H or  $CH_3$ ;

30  $R^3$  is independently H, F, Cl or methoxy;

$R^4$  is (a) hydrogen,

(b)  $C_1$ - $C_8$  alkyl (optionally substituted with one or more of the following:  
F, Cl, hydroxy,  $C_1$ - $C_8$  alkoxy,  $C_1$ - $C_8$  acyloxy),

(c)  $C_3$ - $C_6$  cycloalkyl,

35 (d) amino,

(e)  $C_1$ - $C_8$  alkylamino,

- R<sup>5</sup> is
- (f) C<sub>1</sub>-C<sub>8</sub> dialkylamino,
  - (g) C<sub>1</sub>-C<sub>8</sub> alkoxy;
  - (a) H,
  - (b) C<sub>1-6</sub> alkyl (optionally substituted with one or more of the following: Cl, F, CN, OH, C<sub>1-4</sub> alkoxy, amino, hydroxylamino, alkoxyamino, C<sub>1-4</sub> acyloxy, C<sub>1-4</sub> alkylsulfenyl, C<sub>1-4</sub> alkylsulfinyl, C<sub>1-4</sub> alkylsulfonyl, aminosulfonyl, C<sub>1-4</sub> alkylaminosulfonyl, C<sub>1-4</sub> dialkylaminosulfonyl, 4-morpholinylsulfonyl, phenyl (optionally substituted with one or more of F, Cl, CN, OH, C<sub>1-4</sub> alkoxy), 5-isoxazolyl, ethenyloxy, ethynyl),
  - (c) C<sub>1-6</sub> acyl (optionally substituted with one or more of the following: Cl, F, OH, SH, C<sub>1-4</sub> alkoxy, naphthalenoxy and phenoxy (optionally substituted with one or more of the following: Cl, F, OH, C<sub>1-4</sub> alkoxy, amino, C<sub>1-4</sub> acylamino, C<sub>1-4</sub> alkyl), amino, C<sub>1-4</sub> acylamino, hydroxylamino, alkoxyamino, C<sub>1-4</sub> acyloxy, phenyl, C<sub>1-4</sub> alkylcarbonyl, C<sub>1-4</sub> alkylamino, C<sub>1-4</sub> dialkylamino, C<sub>1-4</sub> hydroxyacyloxy, C<sub>1-4</sub> alkylsulfenyl, phthalimido, maleimido, succinimido),
  - (d) C<sub>1-6</sub> alkylsulfonyl (optionally substituted with one or more of the following: Cl, F, OH, C<sub>1-4</sub> alkoxy, amino, hydroxylamino, alkoxyamino, C<sub>1-4</sub> acyloxy, phenyl),
  - (e) arylsulfonyl (optionally substituted with one or more of the following: F, Cl, OCH<sub>3</sub>, OH or C<sub>1-4</sub> alkyl),
  - (f) C<sub>1-6</sub> alkoxy carbonyl (optionally substituted with one or more of the following: Cl, F, OH, C<sub>1-4</sub> alkoxy, C<sub>1-4</sub> acyloxy, phenyl),
  - (g) aminocarbonyl, C<sub>1-6</sub> alkylaminocarbonyl or C<sub>1-6</sub> dialkylaminocarbonyl (where the alkyl groups are optionally substituted with one or more of the following: Cl, F, OH, C<sub>1-4</sub> alkoxy, phenyl),
  - (h) five- and six-membered heterocycles, especially 2-oxazolyl, 2-thiazolyl, 3-isoxazolyl, 3-isothiazolyl and dihydro derivatives of these ring systems (all optionally substituted with one or more of the following: Cl, F, OH, amino, C<sub>1-4</sub> acylamino, C<sub>1-4</sub> alkylsulfonylamino, C<sub>1-4</sub> alkoxy carbonylamino, C<sub>1-4</sub> alkoxy, C<sub>1-4</sub> acyloxy, C<sub>1-4</sub> alkyl which can be substituted with F, OH or C<sub>1-4</sub> alkoxy,
  - (i) C<sub>3-6</sub> cycloalkylcarbonyl (optionally substituted with one or more of the following: F, Cl, OH, C<sub>1-4</sub> alkoxy, CN),

- (j) benzoyl (optionally substituted with one or more of the following: F, Cl, OH, C<sub>1</sub>-C<sub>4</sub>alkoxy, C<sub>1</sub>-C<sub>4</sub>alkyl, amino, C<sub>1</sub>-C<sub>4</sub>acylamino),
- (k) pyrrolylcarbonyl (optionally substituted with one or more of C<sub>1</sub>-C<sub>4</sub>alkyl),
- 5 (l) C<sub>1</sub>-C<sub>2</sub> acyloxyacetyl (acyl optionally substituted with the following: amino, C<sub>1</sub>-C<sub>4</sub>alkylamino, C<sub>1</sub>-C<sub>4</sub>dialkylamino, 4-morpholino, 4-aminophenyl, 4-(dialkylamino)phenyl, 4-(glycylamino)phenyl);
- R<sup>6</sup> is (a) H,
- 10 (b) OH,
- (c) C<sub>1-6</sub> alkoxy,
- (d) amino, C<sub>1-6</sub> alkylamino, C<sub>1-6</sub> dialkylamino, hydroxylamino, or C<sub>1-2</sub> alkoxyamino (all of which can be optionally substituted on the nitrogen with: C<sub>1-6</sub> acyl optionally substituted with one-two of Cl or
- 15 OH, C<sub>1-6</sub> alkylsulfonyl optionally substituted with one-two of Cl or OH, C<sub>1-6</sub> alkoxy carbonyl),
- (e) Cl or F;
- R<sup>7</sup> is (a) H,
- (b) C<sub>1-6</sub> alkyl (optionally substituted with one or more of the following: Cl, F, CN, OH, C<sub>1-4</sub> alkoxy, C<sub>1-4</sub> acyloxy, amino),
- 20 (c) CN,
- (d) phenyl (optionally substituted with one or more of the following: Cl, F, OH, C<sub>1-4</sub> alkoxy); or
- R<sup>6</sup> and R<sup>7</sup> taken together are (a) carbonyl or thiocarbonyl group,
- 25 (b) ethylene ketal (-OCH<sub>2</sub>CH<sub>2</sub>O-), propylene ketal (-OCH<sub>2</sub>CH<sub>2</sub>CH<sub>2</sub>O-), ethylene thioketal (-SCH<sub>2</sub>CH<sub>2</sub>S-), propylene thioketal (-SCH<sub>2</sub>CH<sub>2</sub>CH<sub>2</sub>S-), dimethyl ketal, diethyl ketal, dimethyl thioketal and diethyl thioketal,
- (c) oxime (optionally substituted with H, C<sub>1-6</sub> alkyl (optionally substituted with Cl, F or C<sub>1-4</sub> alkoxy), C<sub>1-6</sub> acyl (optionally substituted with one or more of the following: Cl, F, OH, C<sub>1-4</sub> alkoxy, C<sub>1-4</sub> acyloxy),
- 30 (d) hydrazone (optionally substituted with H, C<sub>1-6</sub> alkyl (optionally substituted with one or more Cl, F, OH, C<sub>1-4</sub> alkoxy, C<sub>1-4</sub> acyloxy, phenyl, C<sub>1-6</sub> acyl (optionally substituted with one or more of Cl, F, OH, C<sub>1-4</sub> alkoxy, C<sub>1-4</sub> acyloxy, phenyl), C<sub>1-6</sub> alkoxy carbonyl
- 35 (optionally substituted with one or more of the following: Cl, F, OH,

- C<sub>1-4</sub> alkoxy, C<sub>1-4</sub> acyloxy, phenyl), C<sub>1-6</sub> alkylsulfonyl,  
(e) imine (optionally substituted with H or a C<sub>1-6</sub> alkyl (optionally substituted with Cl, F, OH, C<sub>1-4</sub> alkoxy, C<sub>1-4</sub> acyloxy, phenyl),  
(f) carbon-carbon double bond (optionally substituted with H, C<sub>1-4</sub> alkoxy, phenyl);  
5 alkoxy, phenyl);  
alkoxycarbonyl, C<sub>1-4</sub> alkyl (optionally substituted with Cl, F, OH, C<sub>1-4</sub> alkoxy, phenyl);

m is 0-2;

n is 1-3;

o is 0-3; and

10 p is 1-3.

In another aspect, the subject invention is directed toward a method for treating microbial infections in humans or other warm-blooded animals by administering to a patient in need thereof an effective amount of a compound of Formula I or II as described above. The compound can be administered in a  
15 pharmaceutical composition either orally, parenterally or topically. Preferably the compound is administered orally or parenterally in an amount of from about 0.1 to about 100 mg/kg of body weight/day, more preferably, from about 3.0 to about 50 mg/kg of body weight/day.

## 20 Detailed Description of the Invention

The present invention discloses novel spirocyclic and fused bicyclic diazinyll and carbazinyll oxazolidinones of structural Formula I and II as described above. The compounds are useful antimicrobial agents, effective against a number of human and veterinary pathogens, particularly aerobic gram-positive bacteria,  
25 including multiply-resistant staphylococci, streptococci and enterococci, as well as anaerobic organisms such as bacteroides and clostridia species, and acid-fast bacteria such as as *Mycobacterium tuberculosis* and other mycobacterial species.

The R groups are as set forth above. As used herein the term C<sub>n-m</sub> is inclusive such that a compound of C<sub>1-8</sub> would include compounds of one to 8 carbons  
30 and their isomeric forms. The various carbon moieties are defined as follows: Alkyl refers to an aliphatic hydrocarbon radical and includes branched or unbranched forms such as methyl, ethyl, n-propyl, i-propyl, n-butyl, i-butyl, s-butyl, t-butyl, n-pentyl, i-pentyl, neo-pentyl, n-hexyl, i-hexyl, n-heptyl, i-heptyl and n-octyl. Acyl refers to those having one to six carbon atoms such as formyl, acetyl, propionyl, etc.  
35 and their isomeric forms.

The R<sup>3</sup> substituents are preferably both fluorine and, more preferably,

fluorine and hydrogen.

The R<sup>4</sup> substituent is preferably hydrogen, methyl, difluoromethyl, dichloromethyl, hydroxymethyl or methoxy. More preferably R<sup>4</sup> is methoxy, difluoromethyl, dichloromethyl or methyl. It is most preferred that R<sup>4</sup> is methyl.

5 The R<sup>5</sup> substituent is preferably hydroxyacetyl.

The preferred absolute configuration at C-5 of the oxazolidinone ring of compounds claimed in this invention is as represented in the structures of Formula I and II. This absolute configuration is called (*S*) under the Cahn-Ingold-Prelog nomenclature system. It is this (*S*)-enantiomer which is pharmacologically active.

10 The racemic mixture is useful in the same way and for the same purpose as the pure (*S*)-enantiomer; the difference is that twice as much racemic material must be used to produce the same antibacterial effect. It will be apparent to one skilled in the art that when a chiral center is present in the diazinyloxy or carbazinyloxy fragment of compounds of structural Formula I and II, then diastereomers are possible. These  
15 diastereomers, in racemic and enantiomerically enriched forms, are also within the scope of the compounds of Formula I and II of the invention.

Both organic and inorganic acids can be employed to form non-toxic pharmaceutically acceptable acid addition salts of the compounds of this invention, where applicable. Illustrative acids are sulfuric, nitric, phosphoric, hydrochloric,  
20 citric, acetic, lactic, tartaric, pantoic, ethanedithionyl, sulfamic, succinic, cyclohexylsulfamic, fumaric, maleic, and benzoic acid. These salts are readily prepared by methods known in the art.

Pharmaceutical compositions of this invention may be prepared by combining the compounds of Formula I or II with a solid or liquid pharmaceutically acceptable  
25 carrier and, optionally, with pharmaceutically acceptable adjuvants and excipients employing standard and conventional techniques. Such pharmaceutical compositions can then be used in treating microbial infections in humans or other warm-blooded animals (patients) by various routes of administration in an effective amount or therapeutically effective amount. Typical amounts can be from about 0.1  
30 to about 100 mg/kg of body weight/day, more preferably, from about 3.0 to about 50 mg/kg of body weight/day.

Solid form compositions include powders, tablets, dispersible granules, capsules, cachets and suppositories. A solid carrier can be at least one substance which may also function as a diluent, flavoring agent, solubilizer, lubricant,  
35 suspending agent, binder, tablet disintegrating agent, and encapsulating agent. Inert solid carriers include magnesium carbonate, magnesium stearate, talc, sugar,



lactose, pectin, dextrin, starch, gelatin, cellulosic materials, low melting wax, cocoa butter, and the like. Liquid form compositions include solutions, suspensions and emulsions. For example, there may be provided solutions of the compounds of this invention dissolved in water and water-propylene glycol and water-polyethylene glycol systems, optionally containing suitable conventional coloring agents, flavoring agents, stabilizers and thickening agents.

Preferably, the pharmaceutical composition is provided employing conventional techniques in unit dosage form containing effective or appropriate amounts of the active component, that is, the compound of Formula I according to this invention.

The quantity of active component, that is the compound of Formula I or II according to this invention, in the pharmaceutical composition and unit dosage form thereof may be varied or adjusted widely depending upon the particular application, the potency of the particular compound, the desired concentration. Generally, the quantity of active component will range between 0.5% to 90% by weight of the composition.

In therapeutic use for treating, or combatting, bacterial infections in warm-blooded animals, the compounds or pharmaceutical compositions thereof will be administered orally and/or parenterally at a dosage to obtain and maintain a concentration, that is, an amount, or blood-level of active component in the animal undergoing treatment which will be antibacterially effective. Generally, such antibacterially effective amount of dosage of active component will be in the range of about 0.1 to about 100, more preferably about 3.0 to about 50 mg/kg of body weight/day. It is to be understood that the dosages may vary depending upon the requirements of the patient, the severity of the bacterial infection being treated, and the particular compound being used. Also, it is to be understood that the initial dosage administered may be increased beyond the above upper level in order to rapidly achieve the desired blood-level or the initial dosage may be smaller than the optimum and the daily dosage may be progressively increased during the course of treatment depending on the particular situation. If desired, the daily dose may also be divided into multiple doses for administration, e.g., two to four times per day.

The compounds of Formula I or II according to this invention are administered parenterally, i.e., by injection, for example, by intravenous injection or by other parenteral routes of administration. Pharmaceutical compositions for parenteral administration will generally contain a pharmaceutically acceptable amount of the compound according to Formula I or II as a soluble salt (acid

addition salt or base salt) dissolved in a pharmaceutically acceptable liquid carrier such as, for example, water-for-injection and a buffer to provide a suitably buffered isotonic solution, for example, having a pH of about 3-7. Suitable buffering agents include, for example, trisodium orthophosphate, sodium bicarbonate, sodium citrate, 5 N-methylglucamine, L(+)-lysine and L(+)-arginine to name but a few representative buffering agents. The compound according to Formula I or II generally will be dissolved in the carrier in an amount sufficient to provide a pharmaceutically acceptable injectable concentration in the range of about 1 mg/ml to about 400 mg/ml of solution. The resulting liquid pharmaceutical composition will be 10 administered so as to obtain the above-mentioned antibacterially effective amount of dosage.

A method of preparation of oxazolidinones of Formula I and II in enantiomerically pure form is depicted in Charts I-VI.

As shown in Chart I, fused bicyclic diazines and carbazines of structure 1 are 15 known in the literature. EP 0 350 733 A2. Dave, P. R.; Forohar, F.; Axenrod, T.; Qi, L.; Watnick, C.; Yazdekhashti, H. *Tetrahedron Lett.* **1994**, *35*, 8965. Jacquet, J.-P.; Bouzard, D.; Kiechel, J.-R.; Remuzon, P. *Tetrahedron Lett.* **1991**, *32*, 1565. JP 8956 673. *Chem. Abstr.* **1989**, *111*, 153779w. Loftus, P.; et al. *J. Heterocycl. Chem.* **1983**, *20*, 321. Gobeaux, B.; Ghosez, L. *Heterocycles* **1989**, *28*, 29. Xu, W.; Zhang, 20 X.-M.; Mariano, P. S. *J. Am. Chem. Soc.* **1991**, *113*, 8863. In addition, spirocyclic diazines and carbazines of structure 2 are also known substances. Culbertson, T. P.; Sanchez, J. P.; Gambino, L.; Sesnie, J. A. *J. Med. Chem.* **1990**, *33*, 2270. Domagala, J. M.; et al. U.S. Patent 4 638 067, 1987. Xu, W.; Zhang, X.-M.; Mariano, P. S. *J. Am. Chem. Soc.* **1991**, *113*, 8863.

25 Charts II-VI outline the synthesis of oxazolidinone antibacterial agents of structural Formula I and II from diazines or carbazines 1 and 2.

As shown in Chart II, diazine or carbazine 1 is reacted with a functionalized nitrobenzene 3 (X = halogen or trifluoromethanesulfonate) in the presence of a suitable base/solvent combination, for example dibasic potassium phosphate in 30 dimethyl sulfoxide or *N,N*-diisopropylethylamine in acetonitrile or THF, and at a suitable temperature, typically ambient temperature to 70°C, to afford the adduct 4. It will be apparent to one skilled in the art that the R<sup>1</sup> residue of compound 1 might require the presence of a suitable protecting group. For example, in the diazine case, where R<sup>1</sup> is nitrogen, the benzyl protecting group was found to be effective at 35 blocking this position. Alternatively, in the case of carbazine variants (R<sup>1</sup> =

functionalized carbon) sensitive groups such as a hydroxyl group can be protected as their *tert*-butyldimethylsilyl ethers. In the case where R<sup>1</sup> is a carbonyl, prior conversion to a ketal protects this functional group from subsequent chemical conversions. It will be apparent to those skilled in the art that these protecting groups are merely representative and that alternative protecting groups, such as those described in Greene, T. W.; Wuts, P. G. M. "Protective Groups in Organic Synthesis", 2nd ed.; John Wiley & Sons: New York, 1991, can be employed. The nitro group of 4 is then reduced by catalytic hydrogenation in the presence of a suitable catalyst, such as 10% palladium/carbon or W-2 Raney nickel, and in an appropriate solvent, for example THF/H<sub>2</sub>O. When this latter solvent system is utilized, the reaction mixture is first filtered to remove the catalyst and the filtrate containing the intermediate aniline is then treated with, for example, sodium bicarbonate and benzyl or methyl chloroformate to give the corresponding benzyl (R = CH<sub>2</sub>Ph) or methyl (R = CH<sub>3</sub>) urethane derivatives 5. When R<sup>1</sup> is a benzylamino residue, the benzyl group is lost under the hydrogenation conditions and is replaced, for example, with a Cbz group during the subsequent urethane forming reaction. The urethanes 5 are then deprotonated with a suitable base such as *n*-butyllithium (*n*-BuLi), lithium diisopropylamide (LDA) or lithium bis(trimethylsilyl)amide, in a suitable solvent such as tetrahydrofuran (THF) and at a suitable temperature such as -78 to -60°C to give a lithiated intermediate which is then treated with commercially available (-)-(*R*)-glycidyl butyrate. Warming to ambient temperature then directly affords the 5-(hydroxymethyl)oxazolidinones 6 in enantiomerically enriched form.

As shown in Chart III, compound 6 is then converted to the corresponding mesylate 7 (R = methyl) or aryl sulfonate 7 (R = ArSO<sub>2</sub>, for example *p*-toluenesulfonyl) by the action of, for example, methanesulfonyl chloride/pyridine or methanesulfonyl chloride/triethylamine/dichloromethane or *p*-toluenesulfonyl chloride/pyridine. The resultant sulfonate derivative 7 is then reacted with an azide source such as sodium or potassium azide in an aprotic solvent such as *N,N*-dimethylformamide (DMF) or 1-methyl-2-pyrrolidinone optionally in the presence of a catalyst such as 18-crown-6 at a temperature of 50-90 °C to afford the azide 8. The azide is then reduced by hydrogenation with palladium on carbon or a platinum catalyst in an appropriate solvent such as ethyl acetate or methanol to give the corresponding amine 9. Alternatively, the azide 8 can be reduced by treatment with a trivalent phosphorus compound such as triphenylphosphine in a suitable solvent such as tetrahydrofuran followed by the addition of water. The intermediate amine

**9** may also be prepared by treatment of the phthalimide derivative **10** (obtained by reacting sulfonate **7** with potassium phthalimide in a suitable solvent, for example, acetonitrile at reflux temperature) with methylamine in ethanol/H<sub>2</sub>O at reflux temperature. Alternatively, the amine **9** may be prepared directly from the mesylate **7** by ammonolysis in a solvent system consisting of H<sub>2</sub>O/isopropanol/THF in a sealed reaction vessel immersed in a 70-95 °C oil bath. The amine **9** is then acylated by reactions known to those skilled in the art to give oxazolidinones of structure **11**. For example, the amine can be reacted with an acid chloride or anhydride in a basic solvent such as pyridine at a temperature ranging from -30 to 30 °C to provide the acylated compound **11** (R<sup>4</sup> = optionally substituted alkyl). It will be apparent to one skilled in the art that other carbonyl groups within the scope of this invention can be readily appended to the amine **9** by standard acylation techniques, for example those highlighted in March, J. "Advanced Organic Chemistry", 3rd ed.; John Wiley & Sons: New York, 1985; p 370-375, to give additional examples of **11**. The oxazolidinones **11** are examples of structural Formula I, which are the subject of this invention.

As shown in Charts IV and V, selected examples of the fused bicyclic diazine and carbazine containing oxazolidinones **11**, themselves antibacterial agents of structural Formula I, can be further elaborated to additional compounds of Formula I.

Compound **12** (see Chart IV), efficiently obtained by catalytic hydrogenolysis of the corresponding Cbz protected derivative **11** (R<sup>1</sup> = CbzN), can be N-alkylated by procedures known to one skilled in the art, including treatment of **12** with alkyl halides or tosylates in the presence of a suitable base, to furnish compounds **13**. Alternatively, selected alkyl groups can be appended on the nitrogen of **12** by a reductive alkylation procedure as described in March, J. "Advanced Organic Chemistry", 4th ed.; John Wiley & Sons: New York, 1992; p 898-900. Compound **12** can also be converted to various acylated derivatives **14** by treatment of **12** with various carbonyl derivatives, such as acid chlorides, anhydrides and the like, in the presence of appropriate bases, and in suitable solvents known to one skilled in the art. Similarly, sulfonamide derivatives **15** are prepared by reacting **12** with alkyl- and arylsulfonyl chlorides in the presence of suitable amine bases and in appropriate solvents known to one skilled in the art. Urethanes **16** are prepared from compound **12** through the action of chloroformates and the like in the presence of appropriate bases and in suitable solvent systems known to one skilled in the art.

The above discussion should be considered merely representative in nature, since other derivatives of **12** are possible, for example the reaction of **12** with an isocyanate to give ureas **14** (R = NHY, where Y is an optionally substituted alkyl or phenyl group). Compounds **12-16** are fused bicyclic diazine examples of structural  
5 Formula I, which are the subject of this invention.

Compound **17** (see Chart V), readily obtained from ketal **11** [R<sup>1</sup> = C(OCH<sub>2</sub>CH<sub>2</sub>O)] by acidic hydrolysis, for example with *p*-toluenesulfonic acid in acetone/water, can be further elaborated to additional examples of structural Formula I. For example, various hydrazone derivatives **18** can be prepared by  
10 reacting **17** with hydrazines, as described in Greene, T. W.; Wuts, P. G. M. "Protective Groups in Organic Synthesis", 2nd ed.; John Wiley & Sons: New York, 1991, p 212-213 and March, J. "Advanced Organic Chemistry", 4th ed.; John Wiley & Sons: New York, 1992; p 904-905. Oximes **19** are readily prepared by reacting **17**  
15 with, for example, hydroxylamine hydrochloride or methoxylamine hydrochloride in the presence of a suitable base, such as pyridine, and in an appropriate solvent, for instance methanol, at ambient temperature. Imines **20** are synthesized by treating **17** with primary amines, as described in March, J. "Advanced Organic Chemistry", 4th ed.; John Wiley & Sons: New York, 1992; p 896-897. Olefinic derivatives **21** are  
20 prepared by reacting **17** with various olefinating reagents, such as phosphorus ylides and the like, which are known to one skilled in the art. Representative examples are described in March, J. "Advanced Organic Chemistry", 4th ed.; John Wiley & Sons: New York, 1992; p 956-963. The ketone moiety of **17** is amenable to further modification. Reaction of **17** with Lawesson's reagent or alternative reagents, as  
25 described in March, J. "Advanced Organic Chemistry", 4th ed.; John Wiley & Sons: New York, 1992; p 893-894, provides the corresponding thioketone **22**. It will be apparent to one skilled in the art that further transformations of **17-22** are possible. For example, catalytic hydrogenation conditions or borane-based reduction methods selectively reduce the ketone, oxime and olefin moieties, respectively, of **17**, **19** and  
30 **21** to give the corresponding hydroxy, amino and alkyl derivatives, respectively. Compound **17** can also be converted to corresponding cyclic and acyclic ketals and dithio ketals by reacting **17** with diols, dithiols, alcohols or thiols under conditions, for example, described in Greene, T. W.; Wuts, P. G. M. "Protective Groups in Organic Synthesis", 2nd ed.; John Wiley & Sons: New York, 1991, p 177-207. Compounds **17-22** and the above described derivatives represent examples of fused  
35 bicyclic carbazine oxazolidinone antibacterial agents, which are the subject of this

invention.

It will be apparent to those skilled in the art that the described synthetic procedures for making fused bicyclic diazinyl and carbazinyl oxazolidinone antibacterial agents are merely representative in nature and that alternative  
5 synthetic processes are known, for example some of those described in the cited references. It will also be apparent to those skilled in the art that the outlined synthetic process, with non-essential variations, is readily adaptable to the preparation of spirocyclic diazinyl and carbazinyl oxazolidinone antibacterial agents of structural Formula II, which are also the subject of this invention (see Chart VI).

10

EXAMPLE 1: (S)-N-[[3-[4-[cis-3-(carbobenzyloxy)-3,7-diazabicyclo[3.3.0]octan-7-yl]-3-fluorophenyl]-2-oxo-5-oxazolidinyl]methyl]acetamide

Step 1: cis-3-benzyl-7-(2-fluoro-4-nitrophenyl)-3,7-diazabicyclo[3.3.0]octane

15

To a solution of *cis*-3-benzyl-3,7-diazabicyclo[3.3.0]octane (0.35 g, 1.73 mmol) in acetonitrile (10 mL) is added 3,4-difluoronitrobenzene (0.19 mL, 1.73 mmol) and potassium carbonate (0.60 g, 4.33 mmol) under a nitrogen atmosphere at ambient temperature. The reaction is stirred 15 hours, concentrated *in vacuo*, and diluted with ethyl acetate (100 mL). The organic phase is washed with water (3x20 mL)  
20 and saline (20 mL), dried over sodium sulfate, concentrated *in vacuo*, and chromatographed on silica gel (230-400 mesh, 100 mL), eluting with chloroform/methanol (99/1). The appropriate fractions are combined ( $R_f = 0.49$ , TLC, chloroform/methanol, 95/5) and concentrated *in vacuo* to give the title compound, NMR ( $CDCl_3$ ) 7.94, 7.88, 7.29, 6.62, 3.73, 3.64, 3.44, 2.97, 2.75, 2.55.

25

Step 2: cis-3-(carbobenzyloxy)-7-[4-[(carbobenzyloxy)amino]-2-fluorophenyl]-3,7-diazabicyclo[3.3.0]octane

*cis*-3-Benzyl-7-(2-fluoro-4-nitrophenyl)-3,7-diazabicyclo[3.3.0]octane (9.11 g, 26.71 mmol), THF (100 mL), and methanol (50 mL) are combined with 10%  
30 palladium on carbon (6.67 g) and ammonium formate (16.83 g, 266.90 mmol) under nitrogen, heated to reflux for 2.5 hours, cooled to ambient temperature, stirred 15 hours, filtered through celite and concentrated *in vacuo* to give crude *cis*-3-(4-amino-2-fluorophenyl)-3,7-diazabicyclo[3.3.0]octane. *cis*-3-(4-Amino-2-fluorophenyl)-3,7-diazabicyclo[3.3.0]octane, water (100 mL), acetone (100 mL), and potassium  
35 carbonate (7.75 g, 56.07 mmol) are combined, cooled to 0°C, and benzyl chloroformate is added slowly. The reaction is warmed to ambient temperature,

stirred 15 hours, concentrated *in vacuo*, and diluted with ethyl acetate. The organic phase is washed with water (2x150 mL) and saline (150 mL), dried over sodium sulfate, concentrated *in vacuo*, and chromatographed on silica gel (230-400 mesh, 100 mL), eluting with hexane/ethyl acetate (80/20). The appropriate fractions are  
5 combined ( $R_f = 0.41$ , TLC, hexane/ethyl acetate, 50/50) and concentrated *in vacuo* to give the title compound, mp 121-122°C.

Step 3: (R)-[3-[4-[cis-3-(carbobenzyloxy)-3,7-diazabicyclo[3.3.0]octan-7-yl]-3-fluorophenyl]-2-oxo-5-oxazolidinyl]methanol

10 To a flame dried flask cooled to -78°C and equipped with a nitrogen inlet is introduced *cis*-3-(carbobenzyloxy)-7-[4-[(carbobenzyloxy)amino]-2-fluorophenyl]-3,7-diazabicyclo[3.3.0]octane (7.25 g, 14.81 mmol), THF (100 mL), and 1.6 M butyl lithium (9.72 mL, 15.55 mmol). The reaction is stirred at -78°C for 1 hour before  
15 (*R*)-(-)-glycidyl butyrate (2.26 mL, 15.99 mmol) is added slowly and stirred for 2 hours at -78°C and 15 hours at ambient temperature. Saturated ammonium chloride (50 mL) is added and the aqueous phase is extracted with ethyl acetate (2x50 mL). The extracts are combined, washed with saline (50 mL), dried over sodium sulfate, concentrated *in vacuo*, and chromatographed on silica gel (230-400 mesh, 100 mL), eluting with chloroform/methanol (99/1). The appropriate fractions  
20 are combined ( $R_f = 0.13$ , TLC, chloroform/methanol, 95/5) and concentrated *in vacuo* to give the title compound, mp 168-171°C.

Step 4: (S)-N-[[3-[4-[cis-3-(Carbobenzyloxy)-3,7-diazabicyclo[3.3.0]octan-7-yl]-3-fluorophenyl]-2-oxo-5-oxazolidinyl]methyl]acetamide

25 To a flame dried flask equipped with a nitrogen inlet is introduced (*R*)-[3-[4-[*cis*-3-(carbobenzyloxy)-3,7-diazabicyclo[3.3.0]octan-7-yl]-3-fluorophenyl]-2-oxo-5-oxazolidinyl]methanol (1.75 g, 3.84 mmol) and methylene chloride (100 mL) cooled to 0°C. Triethylamine (0.80 mL, 5.76 mmol) and methanesulfonyl chloride are added, stirred at 0°C for 2 hours, and warmed to ambient temperature for 1 hour. The  
30 reaction is washed with water (30 mL), saturated sodium bicarbonate (30 mL), and saline (30 mL), dried over sodium sulfate, and concentrated *in vacuo* to give the crude (*R*)-[[3-[4-[*cis*-3-(carbobenzyloxy)-3,7-diazabicyclo[3.3.0]octan-7-yl]-3-fluorophenyl]-2-oxo-5-oxazolidinyl]methyl]methanesulfonate. (*R*)-[[3-[4-[*cis*-3-(Carbobenzyloxy)-3,7-diazabicyclo[3.3.0]octan-7-yl]-3-fluorophenyl]-2-oxo-5-oxazolidinyl]methyl]methanesulfonate is combined in a resealable tube with THF (5  
35 mL), isopropanol (5 mL), and concentrated ammonium hydroxide (10 mL) and

heated to 95°C for 10 hours. The reaction is diluted with methylene chloride (50 mL) and washed with saline (30 mL), dried over sodium sulfate, concentrated *in vacuo* to give (S)-[[3-[4-[*cis*-3-(carbobenzyloxy)-3,7-diazabicyclo[3.3.0]octan-7-yl]-3-fluorophenyl]-2-oxo-5-oxazolidinyl]methyl]amine. The crude (S)-[[3-[4-[*cis*-3-

5 (carbobenzyloxy)-3,7-diazabicyclo[3.3.0]octan-7-yl]-3-fluorophenyl]-2-oxo-5-oxazolidinyl]methyl]amine (1.67 g, 3.67 mmol) is dissolved in methylene chloride (20 mL), cooled to 0°C under nitrogen, pyridine (0.89 mL, 11.02 mmol) and acetic anhydride (0.43 mL, 4.59 mmol) are added, and the reaction is stirred 15 hours at ambient temperature. The reaction is diluted with methylene chloride (50 mL),

10 washed with 1N HCl (25 mL), saturated sodium bicarbonate (25 mL), saline (25 mL), dried over sodium sulfate, concentrated *in vacuo*, and chromatographed on silica gel (230-400 mesh, 200 mL), eluting with chloroform/methanol (98/2). The appropriate fractions are combined ( $R_f = 0.15$ , TLC, chloroform/methanol, 95/5) and concentrated *in vacuo* to give the title compound, mp 165-168°C.

15

**EXAMPLE 2: (S)-N-[[3-[3-fluoro-4-[*cis*-3-(benzyloxyacetyl)-3,7-diazabicyclo[3.3.0]octan-7-yl]phenyl]-2-oxo-5-oxazolidinyl]methyl]acetamide**

(S)-N-[[3-[4-[*cis*-3-(Carbobenzyloxy)-3,7-diazabicyclo[3.3.0]octan-7-yl]-3-fluorophenyl]-2-oxo-5-oxazolidinyl]methyl]acetamide (150 mg, 0.30 mmol), methylene

20 chloride (5 mL), and methanol (10 mL) are combined with 10% palladium on carbon (30 mg) and placed under a hydrogen atmosphere (balloon) for 15 hours. The reaction is filtered through celite and concentrated *in vacuo* to give crude (S)-N-[[3-[4-[*cis*-3,7-diazabicyclo[3.3.0]octan-7-yl]-3-fluorophenyl]-2-oxo-5-

oxazolidinyl]methyl]acetamide. The crude amine is taken up in methylene chloride

25 (15 mL), cooled to 0°C, and triethylamine (0.09 mL, 0.67 mmol) and benzyloxyacetyl chloride (0.06 mL, 0.40 mmol) are added. The reaction is warmed to ambient temperature, stirred 15 hours, and diluted with methylene chloride (100 mL). The organic phase is washed with water (2x50 mL) and saline (150 mL), dried over sodium sulfate, concentrated *in vacuo*, and chromatographed on silica gel (230-400

30 mesh, 100 mL), eluting with chloroform/methanol (95/5). The appropriate fractions are combined ( $R_f = 0.41$ , TLC, chloroform/methanol, 90/10) and concentrated *in vacuo* to give the title compound, mp 138-140°C.

**EXAMPLE 3: (S)-N-[[3-[3-fluoro-4-[*cis*-3-(hydroxyacetyl)-3,7-diazabicyclo[3.3.0]octan-7-yl]phenyl]-2-oxo-5-oxazolidinyl]methyl]acetamide**

The (S)-N-[[3-[3-fluoro-4-[*cis*-3-(benzyloxyacetyl)-3,7-diazabicyclo[3.3.0]octan-7-



yl]phenyl]-2-oxo-5-oxazolidinyl]methyl]acetamide (110 mg, 0.22 mmol), methanol (25mL) and 10% palladium on carbon (100 mg) are combined and placed under 40 p.s.i. of hydrogen and shaken for 5 days. The reaction is filtered through celite, concentrated *in vacuo*, and chromatographed on silica gel (230-400 mesh, 100 mL),  
5 eluting with chloroform/methanol (95/5). The appropriate fractions are combined ( $R_f = 0.20$ , TLC, chloroform/methanol, 90/10) and concentrated *in vacuo* to give the title compound, mp 167-168°C.

**EXAMPLE 4:** (S)-N-[[3-[3-fluoro-4-[cis-3-(5-isoxazolinoyl)-3,7-  
10 diazabicyclo[3.3.0]octan-7-yl]phenyl]-2-oxo-5-oxazolidinyl]methyl]acetamide  
(S)-N-[[3-[4-[cis-3-(Carbobenzyloxy)-3,7-diazabicyclo[3.3.0]octan-7-yl]-3-fluorophenyl]-2-oxo-5-oxazolidinyl]methyl]acetamide (150 mg, 0.30 mmol), methylene chloride (5 mL), and methanol (10 mL) are combined with 10% palladium on carbon (30 mg) and placed under a hydrogen atmosphere (balloon) for 15 hours. The  
15 reaction is filtered through celite and concentrated *in vacuo* to give crude (S)-N-[[3-[4-[cis-3,7-diazabicyclo[3.3.0]octan-7-yl]-3-fluorophenyl]-2-oxo-5-oxazolidinyl]methyl]acetamide. To the crude (S)-N-[[3-[4-[cis-3,7-diazabicyclo[3.3.0]octan-7-yl]-3-fluorophenyl]-2-oxo-5-oxazolidinyl]methyl]acetamide (115 mg, 0.30 mmol) dissolved in pyridine (5 mL) at 0°C is added 1-(3-  
20 dimethylaminopropyl)-3-ethylcarbodiimide hydrochloride (70 mg, 0.35 mmol), 4-dimethylaminopyridine (5 mg, 0.05 mmol), and isoxazole-5-carboxylic acid (40 mg, 0.35 mmol). The reaction is warmed to ambient temperature, stirred 15 hours, diluted with methylene chloride (30 mL). The organic phase is washed with 1N HCl (20 mL) and saline (20 mL), dried over sodium sulfate, concentrated *in vacuo*, and  
25 chromatographed on silica gel (230-400 mesh, 100 mL), eluting with chloroform/methanol (97/3). The appropriate fractions are combined ( $R_f = 0.16$ , TLC, chloroform/methanol, 95/5) and concentrated *in vacuo* to give the title compound, mp 172-175°C.

30 **EXAMPLE 5:** (S)-N-[[3-[3-fluoro-4-[cis-3-(2-indolylcarbonyl)-3,7-  
diazabicyclo[3.3.0]octan-7-yl]phenyl]-2-oxo-5-oxazolidinyl]methyl]acetamide

Following the general procedure of EXAMPLE 4 and making noncritical variations but substituting indole-2-carboxylic acid (60 mg, 0.35 mmol) for isoxazole-5-carboxylic acid, the title compound is obtained, mp 211°C.

35

**EXAMPLE 6:** (S)-N-[[3-[3-fluoro-4-[cis-3-(carbomethoxy)-3,7-diazabicyclo[3.3.0]octan-

7-yl]phenyl]-2-oxo-5-oxazolidinyl]methyl]acetamide

Following the general procedure of EXAMPLE 2 and making noncritical variations but substituting methyl chloroformate (80 mg, 0.80 mmol) for benzyloxyacetyl chloride, sodium bicarbonate (240 mg, 2.80 mmol) for triethylamine, and using acetone (5 mL) and water (5 mL) as solvent, the title compound is obtained, mp 128-132°C.

EXAMPLE 7: (S)-N-[[3-[3-fluoro-4-[cis-3-(formyl)-3,7-diazabicyclo[3.3.0]octan-7-yl]phenyl]-2-oxo-5-oxazolidinyl]methyl]acetamide

Following the general procedure of EXAMPLE 4 and making noncritical variations but substituting formic acid (40 mg, 0.60 mmol) for isoxazole-5-carboxylic acid, the title compound is obtained, HRMS calcd for C<sub>19</sub>H<sub>23</sub>N<sub>4</sub>FO<sub>4</sub>: 390.1703. Found: 390.1709.

EXAMPLE 8: (S)-N-[[3-[3-fluoro-4-[cis-3-(acetyl)-3,7-diazabicyclo[3.3.0]octan-7-yl]phenyl]-2-oxo-5-oxazolidinyl]methyl]acetamide

Following the general procedure of EXAMPLE 2 and making noncritical variations but substituting acetyl chloride (80 mg, 1.05 mmol) for benzyloxyacetyl chloride, the title compound is obtained, mp 168-170°C.

EXAMPLE 9: (S)-N-[[3-[4-[cis-3-(carbobenzyloxy)-3,7-diazabicyclo[3.3.0]octan-7-yl]phenyl]-2-oxo-5-oxazolidinyl]methyl]acetamide

Step 1: *cis*-3-benzyl-7-(4-nitrophenyl)-3,7-diazabicyclo[3.3.0]octane

Following the general procedure of EXAMPLE 1, Step 1 and making noncritical variations but substituting 4-fluoronitrobenzene (8.16 g, 57.80 mmol) for 3,4-difluoronitrobenzene, the intermediate title compound is obtained, mp 121-123°C.

Step 2: *cis*-3-(carbobenzyloxy)-7-[4-[(carbobenzyloxy)amino]phenyl]-3,7-diazabicyclo[3.3.0]octane

Following the general procedure of EXAMPLE 1, Step 2 and making noncritical variations but substituting *cis*-3-benzyl-7-(4-nitrophenyl)-3,7-diazabicyclo[3.3.0]octane (1.00 g, 3.10 mmol) for *cis*-3-benzyl-7-(2-fluoro-4-nitrophenyl)-3,7-diazabicyclo[3.3.0]octane, the intermediate title compound is obtained, mp 145-146°C.

Step 3: (*R*)-[3-[4-[*cis*-3-(carbobenzyloxy)-3,7-diazabicyclo[3.3.0]octan-7-yl]phenyl]-2-oxo-5-oxazolidinyl]methanol

Following the general procedure of EXAMPLE 1, Step 3 and making noncritical variations but substituting *cis*-3-(carbobenzyloxy)-7-[4-((carbobenzyloxy)amino)phenyl]-3,7-diazabicyclo[3.3.0]octane (575 mg, 1.22 mmol) for *cis*-3-(carbobenzyloxy)-7-[4-((carbobenzyloxy)amino)-3-fluorophenyl]-3,7-diazabicyclo[3.3.0]octane, the intermediate title compound is obtained, mp 163-164°C.

Step 4: (S)-N-[[3-[4-[*cis*-3-(carbobenzyloxy)-3,7-diazabicyclo[3.3.0]octan-7-yl]phenyl]-2-oxo-5-oxazolidinyl]methyl]acetamide

Following the general procedure of EXAMPLE 1, Step 4 and making noncritical variations but substituting (*R*)-[3-[4-[*cis*-3-(carbobenzyloxy)-3,7-diazabicyclo[3.3.0]octan-7-yl]phenyl]-2-oxo-5-oxazolidinyl]methanol (280 mg, 0.65 mmol) for (*R*)-[[3-[4-[*cis*-3-(carbobenzyloxy)-3,7-diazabicyclo[3.3.0]octan-7-yl]-3-fluorophenyl]-2-oxo-5-oxazolidinyl]methanol, the title compound is obtained, mp 135-140°C.

15

EXAMPLE 10: (S)-N-[[3-[3-fluoro-4-[*cis*-2-(carbobenzyloxy)-2,8-diazabicyclo[4.3.0]nonan-8-yl]phenyl]-2-oxo-5-oxazolidinyl]methyl]acetamide

Step 1:

(±)-*cis*-2,8-diazabicyclo[4.3.0]nonane (24.6 mmol) was dissolved into 30 mL of dry DMSO. The solution was treated with K<sub>2</sub>HPO<sub>4</sub> (8.6 g, 49.2 mmol) followed by 3,4-difluoronitrobenzene (3.9 g, 24.6 mmol). The mixture became a bright orange color. The mixture was stirred for 20 hours at ambient temperature under N<sub>2</sub>. After this time the mixture was poured into a separatory funnel along with CHCl<sub>3</sub>. The solution was washed with H<sub>2</sub>O and brine. The organic phase was separated and dried over anhydrous Na<sub>2</sub>SO<sub>4</sub>. The solution was filtered and concentrated to give an orange oil that was purified by chromatography on silica gel eluting with a gradient of 1-5% MeOH/CHCl<sub>3</sub>. This gave 4.2 g of product as an orange waxy solid. MP: 77-79°C.

25

Step 2:

The nitro aromatic product obtained in Step 1 (1.5 g, 5.65 mmol) was dissolved into 50 mL of THF. The solution was treated with the catalyst 10% Pd/C under a stream of N<sub>2</sub>. The mixture was degassed by evacuation and flushing with N<sub>2</sub> (3 times), followed by evacuation and flush with H<sub>2</sub> (3 times). The mixture was maintained at 35 psi of H<sub>2</sub> and was shaken on the parr. After 4 hours of reaction time TLC showed starting material was consumed. This solution was diluted with 50 mL of 1:1 acetone/H<sub>2</sub>O and the mixture was cooled to 0°C. The reaction mixture

35

was treated with solid  $\text{NaHCO}_3$  (1.4 g, 17.0 mmol) followed by benzyl chloroformate (2.0 g, 11.9 mmol). This mixture was left to stir overnight with warming to room temperature. After 16 hours the reaction mixture was diluted with  $\text{CH}_2\text{Cl}_2$  and filtered through celite. The filtrate was poured into a separatory funnel along with  
5  $\text{H}_2\text{O}$ . The mixture was shaken and the organic phase was separated, washed with brine followed by drying over anhydrous  $\text{Na}_2\text{SO}_4$ . The solution was filtered and concentrated to give a solid that was purified by chromatography on silica gel eluting with 5:1 hexane/EtOAc. Isolated 2.0 g of U-141248 as a yellow solid. This material was recrystallized from 10% EtOAc/hexane to give a white solid. MP: 139-  
10 140°C.

Step 3:

The product of Step 2 (505 mg, 1.00 mmol) was dissolved into 10 mL of dry THF and the solution was cooled to  $-78^\circ\text{C}$ . The solution was treated with *n*-BuLi (1.6 M soln. in hexanes; Aldrich; 656  $\mu\text{L}$ , 1.05 mmol) via syringe. After 10 minutes  
15 (*R*)-glycidyl butyrate (151 mg, 1.05 mmol) was added and the mixture was left to stir overnight with warming to room temperature. After 14 hours the mixture was examined by TLC which showed the starting material was consumed. The reaction was poured into a separatory funnel along with EtOAc. The mixture was washed with saturated aqueous  $\text{NH}_4\text{Cl}$  and brine. The organic phase was separated and  
20 dried over anhydrous  $\text{Na}_2\text{SO}_4$ . Filtered and concentrated to give a residue that was purified by radial chromatography eluting with a gradient of 1-3% MeOH/ $\text{CHCl}_3$ . Isolated 294 mg of 5-(hydroxymethyl)oxazolidinone intermediate as a tan foam. MP: 71-73°C.

Step 4:

25 The alcohol obtained in Step3 (880 mg, 1.90 mmol) was dissolved into 15 mL of dry  $\text{CH}_2\text{Cl}_2$  and the solution was cooled to  $0^\circ\text{C}$ . The solution was treated with  $\text{Et}_3\text{N}$  (336 mg, 3.32 mmol) and stirred for 5 minutes. Next solid 3-nitrobenzenesulfonyl chloride (NosylCl, 561 mg, 2.53 mmol) was added and the mixture was stored in the freezer overnight. After 15 hours TLC showed the  
30 starting alcohol was consumed with the formation of a new higher  $R_f$  product. The reaction was poured into a separatory funnel along with  $\text{CH}_2\text{Cl}_2$ . The solution was washed with 1.0 N aqueous HCl and saturated sodium bicarbonate. The organic phase was separated and dried over anhydrous  $\text{Na}_2\text{SO}_4$ . Filtered and concentrated to give 1.3 g of the nosylate as an orange foam. This material was used without  
35 purification.

## Step 5:

The crude nosylate (1.9 mmol) was dissolved into 10 mL of CH<sub>3</sub>CN and the solution was transferred to a resealable tube. The solution was diluted with 5 mL of isopropanol and 10 mL of 28% aqueous NH<sub>4</sub>OH. The tube was sealed and heated to 65°C. After 15 hours the solution was cooled to ambient temperature and TLC showed that the nosylate was consumed. The reaction was poured into a separatory funnel along with CH<sub>2</sub>Cl<sub>2</sub>. The solution was washed with saturated aqueous NaHCO<sub>3</sub> and brine. The organic phase was separated and dried over anhydrous Na<sub>2</sub>SO<sub>4</sub>. Filtered and concentrated to give the crude amine as a foam. This material was dissolved into 20 mL of dry CH<sub>2</sub>Cl<sub>2</sub> and the solution was cooled to 0°C. The reaction was treated with 500 µL of dry pyridine along with an excess of Ac<sub>2</sub>O (200 µL). This mixture was left to stir overnight with warming to room temperature. After 18 hours the reaction mixture was poured into a separatory funnel along with CH<sub>2</sub>Cl<sub>2</sub>. The solution was washed with 1.0 N aqueous HCl and saturated aqueous NaHCO<sub>3</sub>. The organic phase was separated and dried over anhydrous Na<sub>2</sub>SO<sub>4</sub>. The solution was filtered and concentrated to give a tan foam that was purified on silica gel by radial chromatography eluting with 3% MeOH/CHCl<sub>3</sub>. This provided 776 mg of the title compound as a tan foam (mixture of diastereomers). MP: 74-76°C. HRMS (EI) calcd for C<sub>27</sub>H<sub>31</sub>FN<sub>4</sub>O<sub>5</sub> 510.2278, found 510.2278.

EXAMPLE 11: (S)-N-[[[3-[3-fluoro-4-[cis-2-(carbomethoxy)-2,8-diazabicyclo[4.3.0]nonan-8-yl]phenyl]-2-oxo-5-oxazolidinyl]methyl]acetamide

## Step 1:

The starting material, EXAMPLE 10, (850 mg, 1.7 mmol) was dissolved into 20 mL of MeOH. The solution was treated with the catalyst 10% Pd/C (85 mg) under a stream of N<sub>2</sub>. The parr bottle was evacuated and flushed with N<sub>2</sub> (3 times) followed by evacuation and flushed with H<sub>2</sub> (3 times). The mixture was maintained at 35 psi of H<sub>2</sub> pressure and was shaken on the parr. After 10 hours of reaction time TLC showed starting material was consumed. The solution was filtered through celite and the filtrate was concentrated under reduced pressure to give 585 mg of a tan foam. This crude amine was used without purification.

## Step 2:

The crude amine (380 mg, 1.01 mmol) was dissolved into 2:1 acetone/H<sub>2</sub>O and the solution was cooled to 0°C. Solid NaHCO<sub>3</sub> (170 mg, 2.02 mmol) was added

along with methyl chloroformate (119 mg, 1.26 mmol). The mixture was left to stir overnight with warming to room temperature. After 16 hours the reaction mixture was poured into a separatory funnel along with CH<sub>2</sub>Cl<sub>2</sub>. The mixture was washed with H<sub>2</sub>O and brine. The organic phase was separated and dried over anhydrous Na<sub>2</sub>SO<sub>4</sub>. The solution was filtered and concentrated to give a white foam that was purified by radial chromatography eluting with 20% CH<sub>3</sub>CN/CHCl<sub>3</sub>. This gave 367 mg of the title compound as a white foam (mixture of diastereomers). MP: 83-85°C. HRMS (EI) calcd for C<sub>21</sub>H<sub>27</sub>FN<sub>4</sub>O<sub>5</sub> 434.1965, found 434.1971.

10 **EXAMPLE 12: (S)-N-[[3-[3-fluoro-4-[cis-2-(acetoxycetyl)-2,8-diazabicyclo[4.3.0]nonan-8-yl]phenyl]-2-oxo-5-oxazolidinyl]methyl]acetamide**

Step 1:

The crude amine intermediate described in EXAMPLE 11, Step 1, (500 mg, 1.33 mmol) was dissolved into 10 mL of dry CH<sub>2</sub>Cl<sub>2</sub>. The solution was cooled to 0°C and treated with 1.0 mL of dry pyridine followed by acetoxyacetyl chloride (218 mg, 1.59 mmol). This mixture was left to stir overnight with warming to room temperature. After 18 hours TLC showed starting material was consumed. The reaction mixture was poured into a separatory funnel along with CH<sub>2</sub>Cl<sub>2</sub>. The solution was washed with 0.5 N aqueous HCl, saturated aqueous NaHCO<sub>3</sub> and brine. The organic phase was separated and dried over anhydrous Na<sub>2</sub>SO<sub>4</sub>. Filtered and concentrated to give a gum that was purified by radial chromatography eluting with 10% CH<sub>3</sub>CN/2% MeOH/CHCl<sub>3</sub>. This gave 426 mg of the title compound as a white foamy solid (mixture of diastereomers). MP: 113-116°C. HRMS (EI) calcd for C<sub>23</sub>H<sub>29</sub>FN<sub>4</sub>O<sub>6</sub> 476.2071, found 476.2065.

25

**EXAMPLE 13: (S)-N-[[3-[3-fluoro-4-[cis-2-(hydroxyacetyl)-2,8-diazabicyclo[4.3.0]nonan-8-yl]phenyl]-2-oxo-5-oxazolidinyl]methyl]acetamide**

Step 1:

The starting material, EXAMPLE 12, (325 mg, 0.68 mmol) was dissolved into 6 mL of MeOH. The solution was cooled to 0°C under N<sub>2</sub>. The solution was treated with 3.0 mL of 10% aqueous K<sub>2</sub>CO<sub>3</sub>. The mixture was stirred for 2 hours. After this time TLC showed U-141950 was consumed. The reaction was quenched with 1.0 N aqueous HCl to pH 6.5 (litmus). The reaction mixture was poured into a separatory funnel along with CH<sub>2</sub>Cl<sub>2</sub>. The solution was washed with H<sub>2</sub>O and brine. The organic phase was separated and dried over anhydrous Na<sub>2</sub>SO<sub>4</sub>. Filtered and concentrated to give 276 mg of the title compound as a white foam

(mixture of diastereomers). MP: 102-110°C.

HRMS (EI) calcd for C<sub>21</sub>H<sub>27</sub>FN<sub>4</sub>O<sub>5</sub> 434.1965, found 434.1975.

Following the general procedures outlined in the Charts and in view of the techniques used in the Examples 1-13, in particular to prepare (S)-N-[[3-[3-fluoro-4-  
5 [cis-3-(carbobenzyloxy)-3,7-diazabicyclo[3.3.0]octan-7-yl]phenyl]-2-oxo-5-oxazolidinyl]methyl]acetamide (Example 1), (S)-N-[[3-[3-fluoro-4-[cis-3-(benzyloxyacetyl)-3,7-diazabicyclo[3.3.0]octan-7-yl]phenyl]-2-oxo-5-oxazolidinyl]methyl]acetamide (Example 2); (S)-N-[[3-[3-fluoro-4-[cis-3-(hydroxyacetyl)-3,7-diazabicyclo[3.3.0]octan-7-yl]phenyl]-2-oxo-5-  
10 oxazolidinyl]methyl]acetamide (Example 3); and (S)-N-[[3-[3-fluoro-4-[cis-3-(5-isoxazolinoyl)-3,7-diazabicyclo[3.3.0]octan-7-yl]phenyl]-2-oxo-5-oxazolidinyl]methyl]acetamide (Example 4) the following additional compounds of Formula I can be prepared:

(S)-N-[[3-[3-fluoro-4-[cis-3-(acetoxyacetyl)-3,7-diazabicyclo[3.3.0]octan-7-  
15 yl]phenyl]-2-oxo-5-oxazolidinyl]methyl]acetamide;

(S)-N-[[3-[3-fluoro-4-[cis-3-(formyl)-3,7-diazabicyclo[3.3.0]octan-7-  
yl]phenyl]-2-oxo-5-oxazolidinyl]methyl]acetamide;

(S)-N-[[3-[3-fluoro-4-[cis-3-(methylsulfonyl)-3,7-diazabicyclo[3.3.0]octan-7-  
20 yl]phenyl]-2-oxo-5-oxazolidinyl]methyl]acetamide;

(S)-N-[[3-[3-fluoro-4-[cis-3-(2-fluoroethyl)-3,7-diazabicyclo[3.3.0]octan-7-  
yl]phenyl]-2-oxo-5-oxazolidinyl]methyl]acetamide;

(S)-N-[[3-[3-fluoro-4-[cis-3-(2-hydroxyethyl)-3,7-diazabicyclo[3.3.0]octan-7-  
25 yl]phenyl]-2-oxo-5-oxazolidinyl]methyl]acetamide;

(S)-N-[[3-[3-fluoro-4-[cis-3-(2-methoxyethyl)-3,7-diazabicyclo[3.3.0]octan-7-  
30 yl]phenyl]-2-oxo-5-oxazolidinyl]methyl]acetamide;

(S)-N-[[3-[3-fluoro-4-[cis-3-(cyanomethyl)-3,7-diazabicyclo[3.3.0]octan-7-  
yl]phenyl]-2-oxo-5-oxazolidinyl]methyl]acetamide;

(S)-N-[[3-[3-fluoro-4-[cis-3-(carbomethoxy)-3,7-diazabicyclo[3.3.0]octan-7-  
35 yl]phenyl]-2-oxo-5-oxazolidinyl]methyl]acetamide;

(S)-N-[[3-[3-fluoro-4-[(S,S)-2-(carbobenzyloxy)-2,8-diazabicyclo[4.3.0]non-8-yl]phenyl]-2-oxo-5-oxazolidinyl]methyl]acetamide;

5 (S)-N-[[3-[3-fluoro-4-[(S,S)-2-(hydroxyacetyl)-2,8-diazabicyclo[4.3.0]non-8-yl]phenyl]-2-oxo-5-oxazolidinyl]methyl]acetamide;

(S)-N-[[3-[3-fluoro-4-[(S,S)-2-(acetoxycetyl)-2,8-diazabicyclo[4.3.0]non-8-yl]phenyl]-2-oxo-5-oxazolidinyl]methyl]acetamide;

10 (S)-N-[[3-[3-fluoro-4-[(S,S)-2-(formyl)-2,8-diazabicyclo[4.3.0]non-8-yl]phenyl]-2-oxo-5-oxazolidinyl]methyl]acetamide;

(S)-N-[[3-[3-fluoro-4-[(S,S)-2-(methylsulfonyl)-2,8-diazabicyclo[4.3.0]non-8-yl]phenyl]-2-oxo-5-oxazolidinyl]methyl]acetamide;

15 (S)-N-[[3-[3-fluoro-4-[(S,S)-2-(2-fluoroethyl)-2,8-diazabicyclo[4.3.0]non-8-yl]phenyl]-2-oxo-5-oxazolidinyl]methyl]acetamide;

(S)-N-[[3-[3-fluoro-4-[(S,S)-2-(2-hydroxyethyl)-2,8-diazabicyclo[4.3.0]non-8-yl]phenyl]-2-oxo-5-oxazolidinyl]methyl]acetamide;

20

(S)-N-[[3-[3-fluoro-4-[(S,S)-2-(2-methoxyethyl)-2,8-diazabicyclo[4.3.0]non-8-yl]phenyl]-2-oxo-5-oxazolidinyl]methyl]acetamide;

25 (S)-N-[[3-[3-fluoro-4-[(S,S)-2-(cyanomethyl)-2,8-diazabicyclo[4.3.0]non-8-yl]phenyl]-2-oxo-5-oxazolidinyl]methyl]acetamide;

(S)-N-[[3-[3-fluoro-4-[(S,S)-2-(carbomethoxy)-2,8-diazabicyclo[4.3.0]non-8-yl]phenyl]-2-oxo-5-oxazolidinyl]methyl]acetamide;

30

(S)-N-[[3-[3-fluoro-4-[(R,R)-2-(carbobenzyloxy)-2,8-diazabicyclo[4.3.0]non-8-yl]phenyl]-2-oxo-5-oxazolidinyl]methyl]acetamide;

(S)-N-[[3-[3-fluoro-4-[(R,R)-2-(hydroxyacetyl)-2,8-diazabicyclo[4.3.0]non-8-yl]phenyl]-2-oxo-5-oxazolidinyl]methyl]acetamide;

35



- (S)-N-[[3-[3-fluoro-4-[(R,R)-2-(acetoxycetyl)-2,8-diazabicyclo[4.3.0]non-8-yl]phenyl]-2-oxo-5-oxazolidinyl]methyl]acetamide;
- 5 (S)-N-[[3-[3-fluoro-4-[(R,R)-2-(formyl)-2,8-diazabicyclo[4.3.0]non-8-yl]phenyl]-2-oxo-5-oxazolidinyl]methyl]acetamide;
- (S)-N-[[3-[3-fluoro-4-[(R,R)-2-(methylsulfonyl)-2,8-diazabicyclo[4.3.0]non-8-yl]phenyl]-2-oxo-5-oxazolidinyl]methyl]acetamide;
- 10 (S)-N-[[3-[3-fluoro-4-[(R,R)-2-(2-fluoroethyl)-2,8-diazabicyclo[4.3.0]non-8-yl]phenyl]-2-oxo-5-oxazolidinyl]methyl]acetamide;
- (S)-N-[[3-[3-fluoro-4-[(R,R)-2-(2-hydroxyethyl)-2,8-diazabicyclo[4.3.0]non-8-yl]phenyl]-2-oxo-5-oxazolidinyl]methyl]acetamide;
- 15 (S)-N-[[3-[3-fluoro-4-[(R,R)-2-(2-methoxyethyl)-2,8-diazabicyclo[4.3.0]non-8-yl]phenyl]-2-oxo-5-oxazolidinyl]methyl]acetamide;
- (S)-N-[[3-[3-fluoro-4-[(R,R)-2-(cyanomethyl)-2,8-diazabicyclo[4.3.0]non-8-yl]phenyl]-2-oxo-5-oxazolidinyl]methyl]acetamide;
- 20 (S)-N-[[3-[3-fluoro-4-[(R,R)-2-(carbomethoxy)-2,8-diazabicyclo[4.3.0]non-8-yl]phenyl]-2-oxo-5-oxazolidinyl]methyl]acetamide;
- (S)-N-[[3-[3-fluoro-4-[*cis*-3-(carbobenzyloxy)-3,6-diazabicyclo[3.2.0]heptan-6-yl]phenyl]-2-oxo-5-oxazolidinyl]methyl]acetamide;
- 25 (S)-N-[[3-[3-fluoro-4-[*cis*-3-(hydroxyacetyl)-3,6-diazabicyclo[3.2.0]heptan-6-yl]phenyl]-2-oxo-5-oxazolidinyl]methyl]acetamide;
- 30 (S)-N-[[3-[3-fluoro-4-[*cis*-3-(acetoxycetyl)-3,6-diazabicyclo[3.2.0]heptan-6-yl]phenyl]-2-oxo-5-oxazolidinyl]methyl]acetamide;
- (S)-N-[[3-[3-fluoro-4-[*cis*-3-(formyl)-3,6-diazabicyclo[3.2.0]heptan-6-yl]phenyl]-2-oxo-5-oxazolidinyl]methyl]acetamide;
- 35

(S)-N-[[3-[3-fluoro-4-[*cis*-3-(methylsulfonyl)-3,6-diazabicyclo[3.2.0]heptan-6-yl]phenyl]-2-oxo-5-oxazolidinyl]methyl]acetamide;

5 (S)-N-[[3-[3-fluoro-4-[*cis*-3-(2-fluoroethyl)-3,6-diazabicyclo[3.2.0]heptan-6-yl]phenyl]-2-oxo-5-oxazolidinyl]methyl]acetamide;

(S)-N-[[3-[3-fluoro-4-[*cis*-3-(2-hydroxyethyl)-3,6-diazabicyclo[3.2.0]heptan-6-yl]phenyl]-2-oxo-5-oxazolidinyl]methyl]acetamide;

10 (S)-N-[[3-[3-fluoro-4-[*cis*-3-(2-methoxyethyl)-3,6-diazabicyclo[3.2.0]heptan-6-yl]phenyl]-2-oxo-5-oxazolidinyl]methyl]acetamide;

(S)-N-[[3-[3-fluoro-4-[*cis*-3-(cyanomethyl)-3,6-diazabicyclo[3.2.0]heptan-6-yl]phenyl]-2-oxo-5-oxazolidinyl]methyl]acetamide;

15

(S)-N-[[3-[3-fluoro-4-[*cis*-3-(carbomethoxy)-3,6-diazabicyclo[3.2.0]heptan-6-yl]phenyl]-2-oxo-5-oxazolidinyl]methyl]acetamide;

(S)-N-[[3-[3-fluoro-4-[*cis*-6-(carbobenzyloxy)-3,6-diazabicyclo[3.2.0]heptan-3-yl]phenyl]-2-oxo-5-oxazolidinyl]methyl]acetamide;

20

(S)-N-[[3-[3-fluoro-4-[*cis*-6-(hydroxyacetyl)-3,6-diazabicyclo[3.2.0]heptan-3-yl]phenyl]-2-oxo-5-oxazolidinyl]methyl]acetamide;

25

(S)-N-[[3-[3-fluoro-4-[*cis*-6-(acetoxycetyl)-3,6-diazabicyclo[3.2.0]heptan-3-yl]phenyl]-2-oxo-5-oxazolidinyl]methyl]acetamide;

(S)-N-[[3-[3-fluoro-4-[*cis*-6-(formyl)-3,6-diazabicyclo[3.2.0]heptan-3-yl]phenyl]-2-oxo-5-oxazolidinyl]methyl]acetamide;

30

(S)-N-[[3-[3-fluoro-4-[*cis*-6-(methylsulfonyl)-3,6-diazabicyclo[3.2.0]heptan-3-yl]phenyl]-2-oxo-5-oxazolidinyl]methyl]acetamide;

35

(S)-N-[[3-[3-fluoro-4-[*cis*-6-(2-fluoroethyl)-3,6-diazabicyclo[3.2.0]heptan-3-yl]phenyl]-2-oxo-5-oxazolidinyl]methyl]acetamide;

- (S)-N-[[3-[3-fluoro-4-[*cis*-6-(2-hydroxyethyl)-3,6-diazabicyclo[3.2.0]heptan-3-yl]phenyl]-2-oxo-5-oxazolidinyl]methyl]acetamide;
- 5 (S)-N-[[3-[3-fluoro-4-[*cis*-6-(2-methoxyethyl)-3,6-diazabicyclo[3.2.0]heptan-3-yl]phenyl]-2-oxo-5-oxazolidinyl]methyl]acetamide;
- (S)-N-[[3-[3-fluoro-4-[*cis*-6-(cyanomethyl)-3,6-diazabicyclo[3.2.0]heptan-3-yl]phenyl]-2-oxo-5-oxazolidinyl]methyl]acetamide;
- 10 (S)-N-[[3-[3-fluoro-4-[*cis*-6-(carbomethoxy)-3,6-diazabicyclo[3.2.0]heptan-3-yl]phenyl]-2-oxo-5-oxazolidinyl]methyl]acetamide;
- (S)-N-[[3-[3-fluoro-4-[*cis*-3-aza-6-oxobicyclo[3.2.0]heptan-3-yl]phenyl]-2-oxo-5-oxazolidinyl]methyl]acetamide;
- 15 (S)-N-[[3-[3-fluoro-4-[*cis*-3-aza-6-(hydroxyimino)bicyclo[3.2.0]heptan-3-yl]phenyl]-2-oxo-5-oxazolidinyl]methyl]acetamide;
- (S)-N-[[3-[3-fluoro-4-[*cis*-3-aza-6-(methoxyimino)bicyclo[3.2.0]heptan-3-yl]phenyl]-2-oxo-5-oxazolidinyl]methyl]acetamide;
- 20 (S)-N-[[3-[3-fluoro-4-[*cis*-3-aza-6-oxobicyclo[3.2.0]heptan-3-yl]phenyl]-2-oxo-5-oxazolidinyl]methyl]acetamide ethylene ketal;
- (S)-N-[[3-[3-fluoro-4-[*trans*-3-aza-7-oxobicyclo[4.4.0]decan-3-yl]phenyl]-2-oxo-5-oxazolidinyl]methyl]acetamide;
- 25 (S)-N-[[3-[3-fluoro-4-[*trans*-3-aza-7-(methoxyimino)bicyclo[4.4.0]decan-3-yl]phenyl]-2-oxo-5-oxazolidinyl]methyl]acetamide;
- 30 (S)-N-[[3-[3-fluoro-4-[*trans*-3-aza-7-(hydroxyimino)bicyclo[4.4.0]decan-3-yl]phenyl]-2-oxo-5-oxazolidinyl]methyl]acetamide;
- (S)-N-[[3-[3-fluoro-4-[*trans*-3-aza-7-oxobicyclo[4.4.0]decan-3-yl]phenyl]-2-oxo-5-oxazolidinyl]methyl]acetamide ethylene ketal;
- 35

- (S)-N-[[3-[3-fluoro-4-[*cis*-3-[2-(ethylsulfenyl)ethyl]-3,7-diazabicyclo[3.3.0]octan-7-yl]phenyl]-2-oxo-5-oxazolidinyl]methyl]acetamide;
- 5 (S)-N-[[3-[3-fluoro-4-[*cis*-3-[2-[(4-morpholinyl)sulfonyl]ethyl]-3,7-diazabicyclo[3.3.0]octan-7-yl]phenyl]-2-oxo-5-oxazolidinyl]methyl]acetamide;
- (S)-N-[[3-[3-fluoro-4-[(*S,S*)-2-[2-(ethylsulfenyl)ethyl]-2,8-diazabicyclo[4.3.0]non-8-yl]phenyl]-2-oxo-5-oxazolidinyl]methyl]acetamide;
- 10 (S)-N-[[3-[3-fluoro-4-[(*S,S*)-2-[2-[(4-morpholinyl)sulfonyl]ethyl]-2,8-diazabicyclo[4.3.0]non-8-yl]phenyl]-2-oxo-5-oxazolidinyl]methyl]acetamide;
- (S)-N-[[3-[3-fluoro-4-[(*R,R*)-2-[(4-morpholinyl)sulfonyl]ethyl]-2,8-diazabicyclo[4.3.0]non-8-yl]phenyl]-2-oxo-5-oxazolidinyl]methyl]acetamide;
- 15 (S)-N-[[3-[3-fluoro-4-[(*R,R*)-2-[2-(ethylsulfenyl)ethyl]-2,8-diazabicyclo[4.3.0]non-8-yl]phenyl]-2-oxo-5-oxazolidinyl]methyl]acetamide;
- (S)-N-[[3-[3-fluoro-4-[*cis*-3-(2-fluorobenzoyl)-3,7-diazabicyclo[3.3.0]octan-7-yl]phenyl]-2-oxo-5-oxazolidinyl]methyl]acetamide;
- 20 (S)-N-[[3-[3-fluoro-4-[*cis*-3-[(cyclopropyl)carbonyl]-3,7-diazabicyclo[3.3.0]octan-7-yl]phenyl]-2-oxo-5-oxazolidinyl]methyl]acetamide;
- (S)-N-[[3-[3-fluoro-4-[(*S,S*)-2-(2-fluorobenzoyl)-2,8-diazabicyclo[4.3.0]non-8-yl]phenyl]-2-oxo-5-oxazolidinyl]methyl]acetamide;
- 25 (S)-N-[[3-[3-fluoro-4-[(*S,S*)-2-[(cyclopropyl)carbonyl]-2,8-diazabicyclo[4.3.0]non-8-yl]phenyl]-2-oxo-5-oxazolidinyl]methyl]acetamide;
- 30 (S)-N-[[3-[3-fluoro-4-[(*R,R*)-2-(2-fluorobenzoyl)-2,8-diazabicyclo[4.3.0]non-8-yl]phenyl]-2-oxo-5-oxazolidinyl]methyl]acetamide;
- (S)-N-[[3-[3-fluoro-4-[(*R,R*)-2-[(cyclopropyl)carbonyl]-2,8-diazabicyclo[4.3.0]non-8-yl]phenyl]-2-oxo-5-oxazolidinyl]methyl]acetamide;
- 35

(S)-N-[[3-[3-fluoro-4-[*cis*-3-(methoxyacetyl)-3,7-diazabicyclo[3.3.0]octan-7-yl]phenyl]-2-oxo-5-oxazolidinyl]methyl]acetamide;

5 (S)-N-[[3-[3-fluoro-4-[*cis*-3-(methoxyacetyl)-3,7-diazabicyclo[3.3.0]octan-7-yl]phenyl]-2-oxo-5-oxazolidinyl]methyl]acetamide;

(S)-N-[[3-[3-fluoro-4-[(*S,S*)-2-(methoxyacetyl)-2,8-diazabicyclo[4.3.0]non-8-yl]phenyl]-2-oxo-5-oxazolidinyl]methyl]acetamide;

10 (S)-N-[[3-[3-fluoro-4-[(*S,S*)-2-(methoxyacetyl)-2,8-diazabicyclo[4.3.0]non-8-yl]phenyl]-2-oxo-5-oxazolidinyl]methyl]acetamide;

(S)-N-[[3-[3-fluoro-4-[(*R,R*)-2-(methoxyacetyl)-2,8-diazabicyclo[4.3.0]non-8-yl]phenyl]-2-oxo-5-oxazolidinyl]methyl]acetamide;

15

(S)-N-[[3-[3-fluoro-4-[(*R,R*)-2-(methoxyacetyl)-2,8-diazabicyclo[4.3.0]non-8-yl]phenyl]-2-oxo-5-oxazolidinyl]methyl]acetamide;

20 The following additional compounds of Formula II can be prepared using techniques of Formula I and as depicted in Chart VI:

(S)-N-[[3-[3-fluoro-4-[7-(hydroxyacetyl)-2,7-diazaspiro[4.4]nonan-2-yl]phenyl]-2-oxo-5-oxazolidinyl]methyl]acetamide;

25 (S)-N-[[3-[3-fluoro-4-[7-(acetoxycetyl)-2,7-diazaspiro[4.4]nonan-2-yl]phenyl]-2-oxo-5-oxazolidinyl]methyl]acetamide;

(S)-N-[[3-[3-fluoro-4-[7-(formyl)-2,7-diazaspiro[4.4]nonan-2-yl]phenyl]-2-oxo-5-oxazolidinyl]methyl]acetamide;

30

(S)-N-[[3-[3-fluoro-4-[7-(methylsulfonyl)-2,7-diazaspiro[4.4]nonan-2-yl]phenyl]-2-oxo-5-oxazolidinyl]methyl]acetamide;

35 (S)-N-[[3-[3-fluoro-4-[7-(2-fluoroethyl)-2,7-diazaspiro[4.4]nonan-2-yl]phenyl]-2-oxo-5-oxazolidinyl]methyl]acetamide;

(S)-N-[[3-[3-fluoro-4-[7-(cyanomethyl)-2,7-diazaspiro[4.4]nonan-2-yl]phenyl]-2-oxo-5-oxazolidinyl]methyl]acetamide;

5 (S)-N-[[3-[3-fluoro-4-[7-(carbomethoxy)-2,7-diazaspiro[4.4]nonan-2-yl]phenyl]-2-oxo-5-oxazolidinyl]methyl]acetamide;

(S)-N-[[3-[3-fluoro-4-[1-(hydroxyacetyl)-1,7-diazaspiro[4.4]nonan-7-yl]phenyl]-2-oxo-5-oxazolidinyl]methyl]acetamide;

10 (S)-N-[[3-[3-fluoro-4-[1-(acetoxyacetyl)-1,7-diazaspiro[4.4]nonan-7-yl]phenyl]-2-oxo-5-oxazolidinyl]methyl]acetamide;

(S)-N-[[3-[3-fluoro-4-[1-(formyl)-1,7-diazaspiro[4.4]nonan-7-yl]phenyl]-2-oxo-5-oxazolidinyl]methyl]acetamide;

15 (S)-N-[[3-[3-fluoro-4-[1-(methylsulfonyl)-1,7-diazaspiro[4.4]nonan-7-yl]phenyl]-2-oxo-5-oxazolidinyl]methyl]acetamide;

20 (S)-N-[[3-[3-fluoro-4-[1-(2-fluoroethyl)-1,7-diazaspiro[4.4]nonan-7-yl]phenyl]-2-oxo-5-oxazolidinyl]methyl]acetamide;

(S)-N-[[3-[3-fluoro-4-[1-(cyanomethyl)-1,7-diazaspiro[4.4]nonan-7-yl]phenyl]-2-oxo-5-oxazolidinyl]methyl]acetamide;

25 (S)-N-[[3-[3-fluoro-4-[1-(carbomethoxy)-1,7-diazaspiro[4.4]nonan-7-yl]phenyl]-2-oxo-5-oxazolidinyl]methyl]acetamide;

(S)-N-[[3-[3-fluoro-4-[2-aza-7-oxospiro[4.5]decan-2-yl]phenyl]-2-oxo-5-oxazolidinyl]methyl]acetamide;

30 (S)-N-[[3-[3-fluoro-4-[2-aza-7-(methoxyimino)spiro[4.5]decan-2-yl]phenyl]-2-oxo-5-oxazolidinyl]methyl]acetamide;

35 (S)-N-[[3-[3-fluoro-4-[2-aza-7-(hydroxyimino)spiro[4.5]decan-2-yl]phenyl]-2-oxo-5-oxazolidinyl]methyl]acetamide; and

(S)-N-[[[3-[3-fluoro-4-[2-aza-7-oxospiro[4.5]decan-2-yl]phenyl]-2-oxo-5-oxazolidinyl]methyl]acetamide ethylene ketal.

### Antibacterial Activity

5 The oxazolidinone antibacterial agents of this invention have useful activity against a variety of organisms. The *in vitro* activity of compounds of this invention can be assessed by standard testing procedures such as the determination of minimum inhibitory concentration (MIC) by agar dilution as described in "Methods for Dilution Antimicrobial Susceptibility Tests for Bacteria That Grow Aerobically" 10 (MFT) published Jan. 1983 by the National Committee for Clinical Laboratory Standards, 771 East Lancaster Avenue, Villanova, Pennsylvania 19084, USA. The activity of selected compounds of this invention against *Staphylococcus aureus* and *Streptococcus pneumoniae* are shown in Table 1.

15

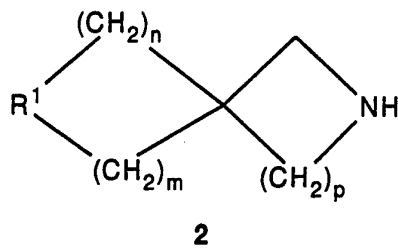
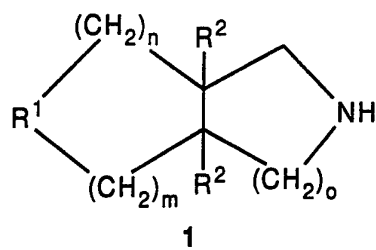
Table 1

Minimum Inhibitory Concentration ( $\mu\text{g/mL}$ )

Example No.	<i>S. aureus</i> UC <sup>®</sup> 9213	<i>S. pneumoniae</i> UC <sup>®</sup> 9912
1	4	2
20 2	8	1
3	4	<0.5
vancomycin	1	0.5

25

## Chart I





## CHART II

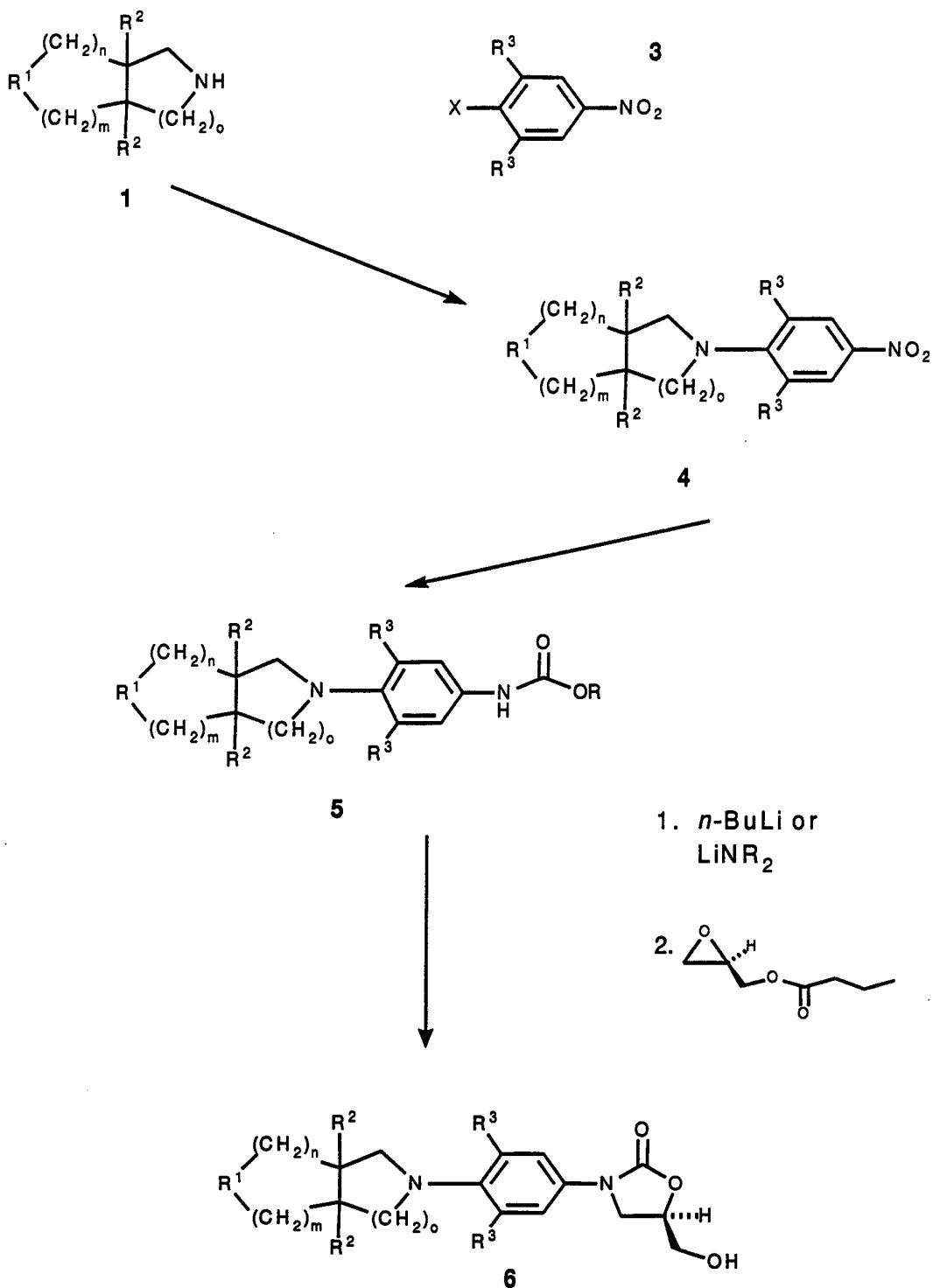


Chart III

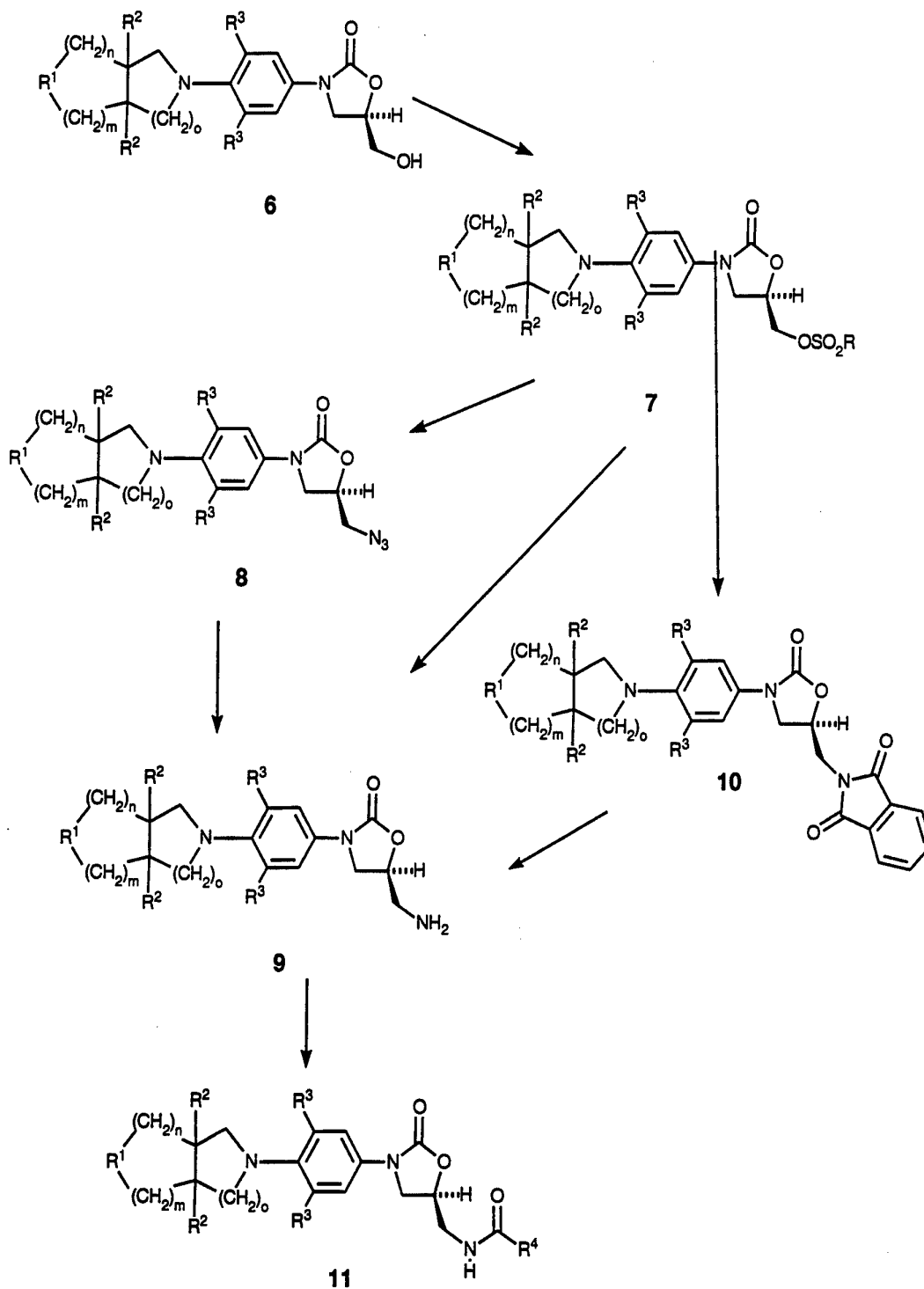


Chart IV

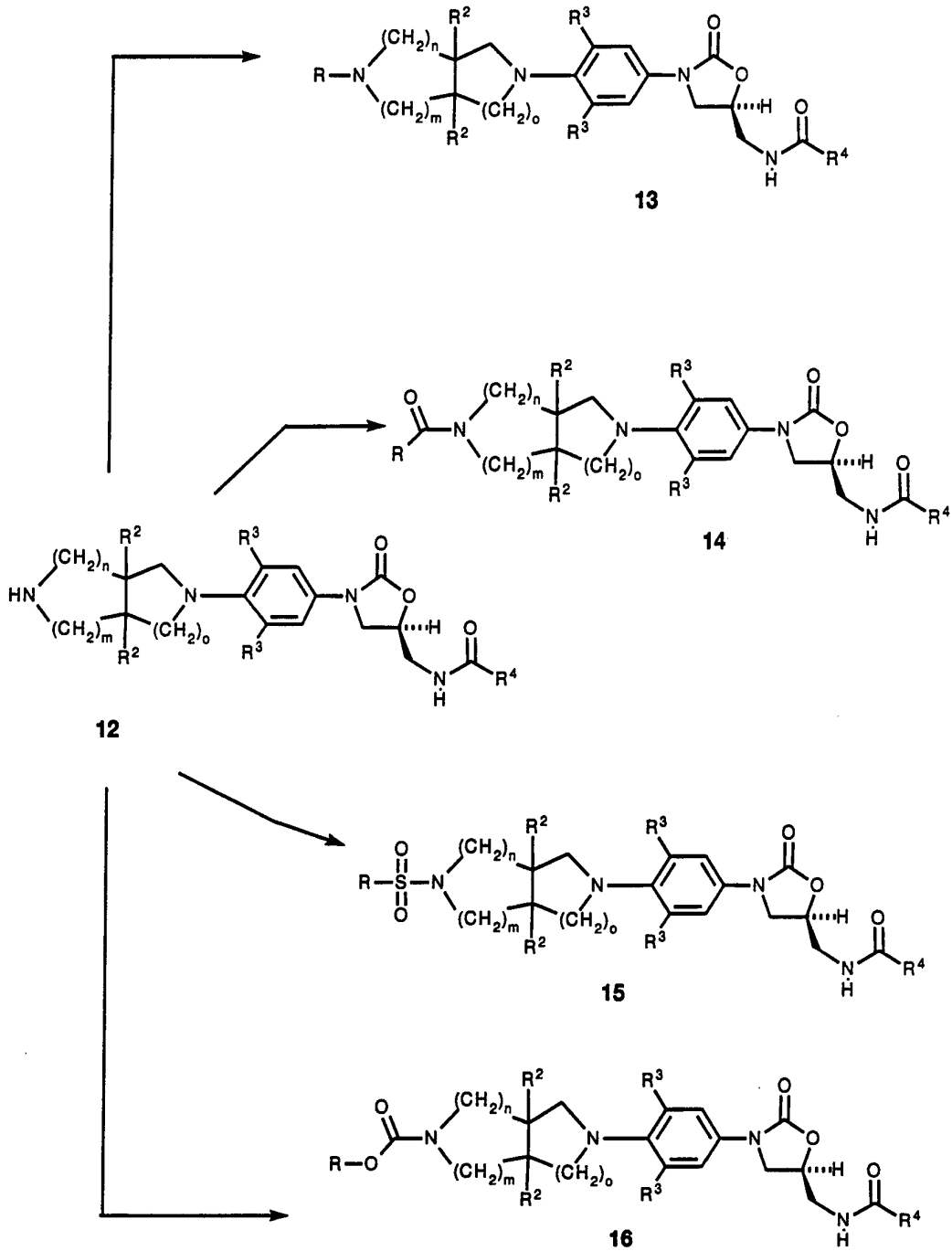
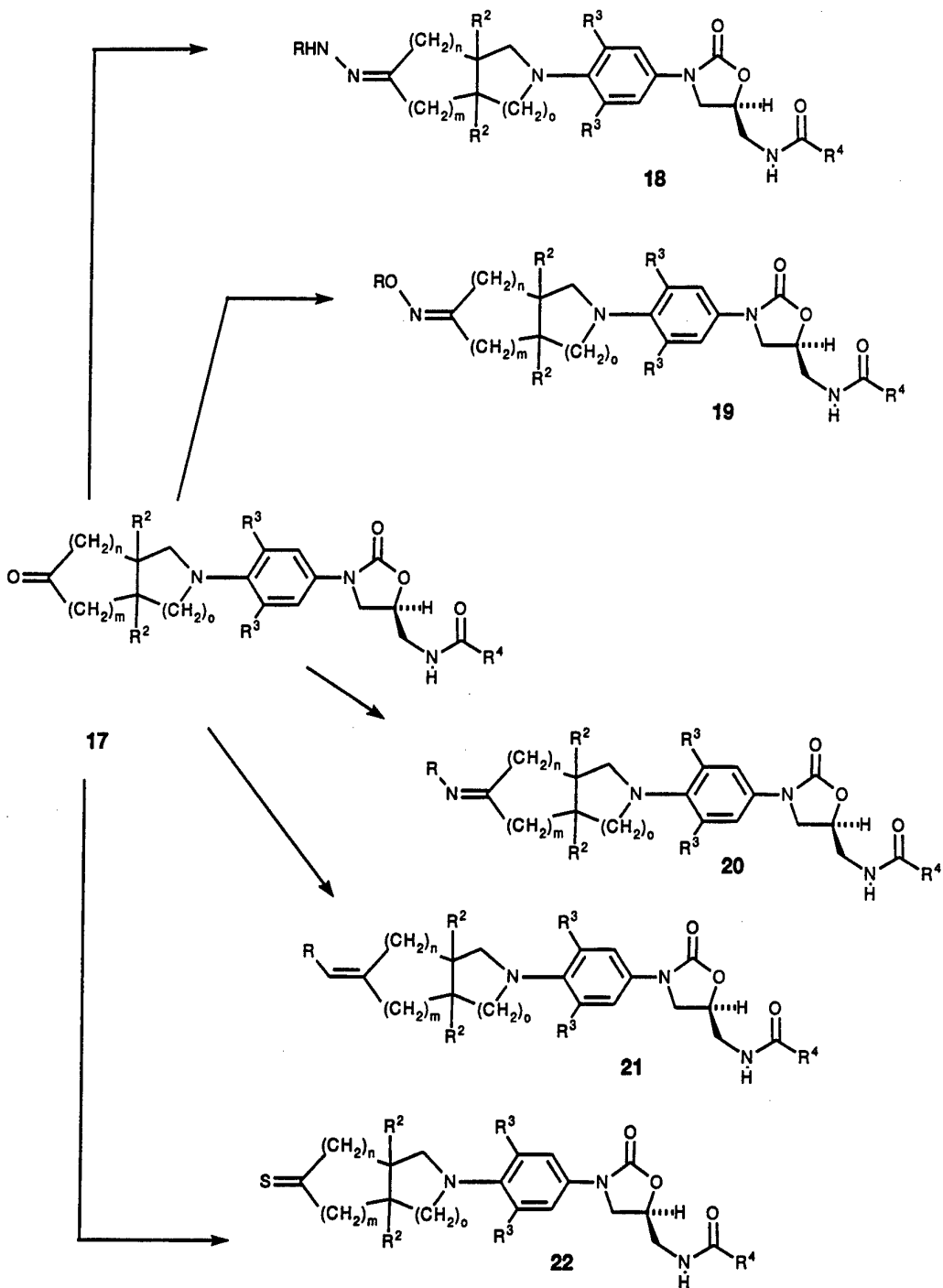
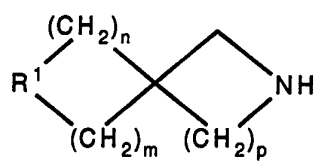


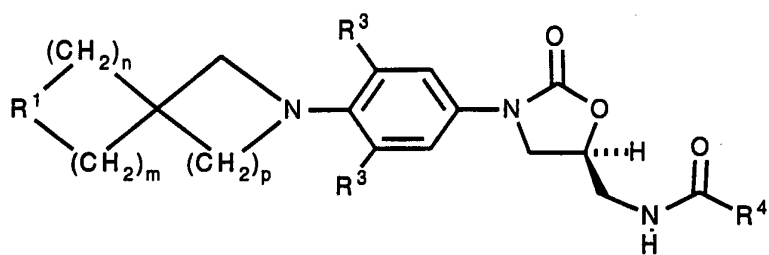
Chart V



## Chart VI



2



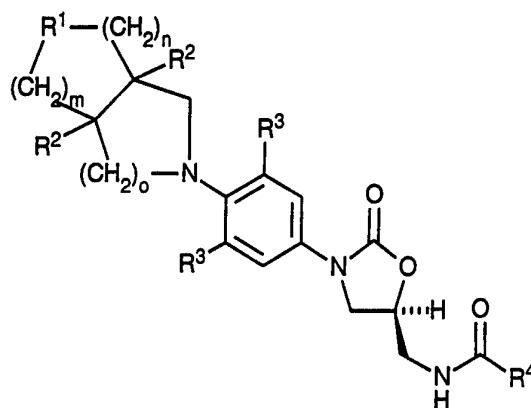
Formula II

**What is Claimed:**

1. A compound of structural Formula I:

5

10



Formula I

15

or pharmaceutically acceptable salts thereof wherein:

- R<sup>1</sup> is (a) NR<sup>5</sup>,  
 (b) CR<sup>6</sup>R<sup>7</sup>;

R<sup>2</sup> is independently H or CH<sub>3</sub>;

- 20 R<sup>3</sup> is independently H, F, Cl or methoxy;

- R<sup>4</sup> is (a) hydrogen,  
 (b) C<sub>1</sub>-C<sub>8</sub> alkyl optionally substituted with one or more of the following:  
 F, Cl, hydroxy, C<sub>1</sub>-C<sub>8</sub> alkoxy, C<sub>1</sub>-C<sub>8</sub> acyloxy,  
 (c) C<sub>3</sub>-C<sub>6</sub> cycloalkyl,  
 (d) amino,  
 (e) C<sub>1</sub>-C<sub>8</sub> alkylamino,  
 (f) C<sub>1</sub>-C<sub>8</sub> dialkylamino,  
 (g) C<sub>1</sub>-C<sub>8</sub> alkoxy;

25

- R<sup>5</sup> is (a) H,  
 (b) C<sub>1-6</sub> alkyl optionally substituted with one or more of the following: Cl,  
 F, CN, OH, C<sub>1-4</sub> alkoxy, amino, hydroxylamino, alkoxyamino,  
 C<sub>1-4</sub> acyloxy, C<sub>1-4</sub> alkylsulfenyl, C<sub>1-4</sub> alkylsulfinyl, C<sub>1-4</sub> alkylsulfonyl,  
 aminosulfonyl, C<sub>1-4</sub> alkylaminosulfonyl, C<sub>1-4</sub> dialkylaminosulfonyl,  
 4-morpholinylnsulfonyl, phenyl (optionally substituted with one or more  
 35 of F, Cl, CN, OH, C<sub>1</sub>-C<sub>4</sub> alkoxy), 5-isoxazolyl, ethenyloxy, ethynyl,  
 (c) C<sub>1-6</sub> acyl optionally substituted with one or more of the following: Cl,

- F, OH, SH, C<sub>1-4</sub> alkoxy, naphthalenoxy and phenoxy (optionally substituted with one or more of the following: Cl, F, OH, C<sub>1-4</sub>alkoxy, amino, C<sub>1-4</sub>acylamino, C<sub>1-4</sub>alkyl), amino, C<sub>1-4</sub>acylamino, hydroxylamino, alkoxyamino, C<sub>1-4</sub> acyloxy, phenyl,
- 5 C<sub>1-4</sub>alkylcarbonyl, C<sub>1-4</sub>alkylamino, C<sub>1-4</sub>dialkylamino, C<sub>1-4</sub>hydroxyacyloxy, C<sub>1-4</sub>alkylsulfenyl, phthalimido, maleimido, succinimido,
- (d) C<sub>1-6</sub> alkylsulfonyl optionally substituted with one or more of the following: Cl, F, OH, C<sub>1-4</sub> alkoxy, amino, hydroxylamino,
- 10 alkoxyamino, C<sub>1-4</sub> acyloxy, phenyl,
- (e) arylsulfonyl optionally substituted with one or more of the following: F, Cl, OCH<sub>3</sub>, OH or C<sub>1-4</sub> alkyl,
- (f) C<sub>1-6</sub> alkoxy carbonyl optionally substituted with one or more of the following: Cl, F, OH, C<sub>1-4</sub> alkoxy, C<sub>1-4</sub> acyloxy, phenyl,
- 15 (g) aminocarbonyl, C<sub>1-6</sub> alkylaminocarbonyl or C<sub>1-6</sub> dialkylaminocarbonyl (where the alkyl groups are optionally substituted with one or more of the following: Cl, F, OH, C<sub>1-4</sub> alkoxy, phenyl),
- (h) five- and six-membered heterocycles optionally substituted with one or more of the following: Cl, F, OH, amino, C<sub>1-4</sub>acylamino,
- 20 C<sub>1-4</sub> alkylsulfonylamino, C<sub>1-4</sub> alkoxy carbonylamino, C<sub>1-4</sub> alkoxy, C<sub>1-4</sub> acyloxy or C<sub>1-4</sub>alkyl which can be substituted with F, OH or C<sub>1-4</sub> alkoxy,
- (i) C<sub>3-6</sub>cycloalkylcarbonyl optionally substituted with one or more of the following: F, Cl, OH, C<sub>1-4</sub>alkoxy, CN,
- 25 (j) benzoyl optionally substituted with one or more of the following: F, Cl, OH, C<sub>1-4</sub>alkoxy, C<sub>1-4</sub>alkyl, amino, C<sub>1-4</sub>acylamino,
- (k) pyrrolylcarbonyl optionally substituted with one or more of C<sub>1-4</sub>alkyl,
- (l) C<sub>1-2</sub> acyloxyacetyl where the acyl is optionally substituted with the
- 30 following:  
amino, C<sub>1-4</sub>alkylamino, C<sub>1-4</sub>dialkylamino, 4-morpholino, 4-aminophenyl, 4-(dialkylamino)phenyl, 4-(glycylamino)phenyl;
- R<sup>6</sup> is (a) H,
- (b) OH,
- 35 (c) C<sub>1-6</sub> alkoxy,
- (d) amino, C<sub>1-6</sub> alkylamino, C<sub>1-6</sub> dialkylamino, hydroxylamino, or

C<sub>1-2</sub> alkoxyamino all of which can be optionally substituted on the nitrogen with: C<sub>1-6</sub> acyl (optionally substituted with one or two of Cl or OH), C<sub>1-6</sub> alkylsulfonyl optionally substituted with one or two of Cl or OH), or C<sub>1-6</sub> alkoxyacetyl,

5 (e) Cl or F;

R<sup>7</sup> is (a) H,

(b) C<sub>1-6</sub> alkyl optionally substituted with one or more of the following: Cl, F, CN, OH, C<sub>1-4</sub> alkoxy, C<sub>1-4</sub> acyloxy, amino,

(c) CN,

10 (d) phenyl optionally substituted with one or more of the following: Cl, F, OH, C<sub>1-4</sub> alkoxy; or

R<sup>6</sup> and R<sup>7</sup> taken together are (a) carbonyl or thiocarbonyl group,

(b) ethylene ketal (-OCH<sub>2</sub>CH<sub>2</sub>O-), propylene ketal (-OCH<sub>2</sub>CH<sub>2</sub>CH<sub>2</sub>O-), ethylene thioketal (-SCH<sub>2</sub>CH<sub>2</sub>S-), propylene thioketal

15 (-SCH<sub>2</sub>CH<sub>2</sub>CH<sub>2</sub>S-), dimethyl ketal, diethyl ketal, dimethyl thioketal or diethyl thioketal,

(c) oxime optionally substituted with H, C<sub>1-6</sub> alkyl (optionally substituted with Cl, F or C<sub>1-4</sub> alkoxy), C<sub>1-6</sub> acyl (optionally substituted with one or more of the following: Cl, F, OH, C<sub>1-4</sub> alkoxy, C<sub>1-4</sub> acyloxy),

20 (d) hydrazone optionally substituted with H, C<sub>1-6</sub> alkyl (optionally substituted with one or more Cl, F, OH, C<sub>1-4</sub> alkoxy, C<sub>1-4</sub> acyloxy, phenyl, C<sub>1-6</sub> acyl (optionally substituted with one or more of Cl, F, OH, C<sub>1-4</sub> alkoxy, C<sub>1-4</sub> acyloxy, phenyl), C<sub>1-6</sub> alkoxyacetyl (optionally substituted with one or more of the following: Cl, F, OH, C<sub>1-4</sub> alkoxy, C<sub>1-4</sub> acyloxy, phenyl), or C<sub>1-6</sub> alkylsulfonyl,

25 (e) imine optionally substituted with H or a C<sub>1-6</sub> alkyl (optionally substituted with Cl, F, OH, C<sub>1-4</sub> alkoxy, C<sub>1-4</sub> acyloxy, phenyl),

(f) carbon-carbon double bond optionally substituted with H, C<sub>1-4</sub> alkoxyacetyl, C<sub>1-4</sub> alkyl (optionally substituted with Cl, F, OH, C<sub>1-4</sub> alkoxy, phenyl);

30 m is 0-2; n is 1-3; o is 0-3; and p is 1-3.

2. The compound of Claim 1 wherein one R<sup>3</sup> is fluorine and the other is hydrogen.

35

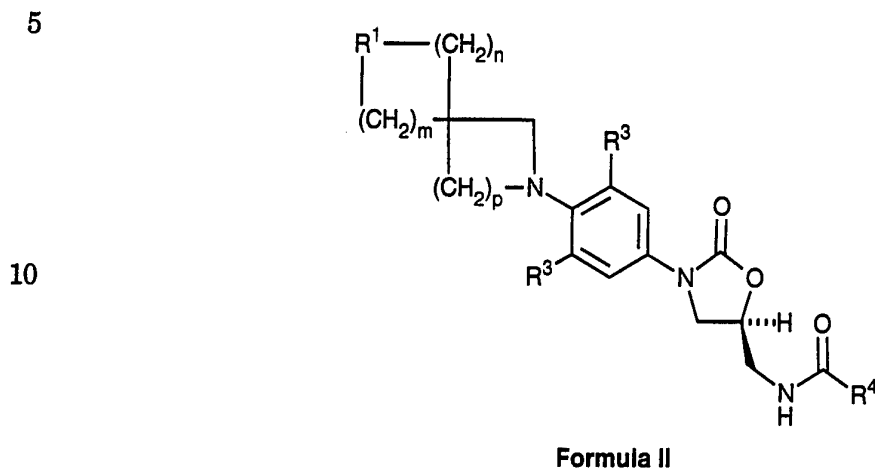
3. The compound of Claim 1 wherein each R<sup>3</sup> is fluorine.



4. The compound of Claim 1 wherein R<sup>4</sup> is hydrogen, methyl, difluoromethyl, dichloromethyl, hydroxymethyl or methoxy.
5. The compound of Claim 4 wherein R<sup>4</sup> is methyl, difluoromethyl, dichloromethyl or methoxy.
6. The compound of Claim 5 wherein R<sup>4</sup> is methyl.
7. The compound of Claim 1 wherein R<sup>5</sup> is hydroxyacetyl.
- 10 8. The compound of Claim 1 which is
- (a) (S)-N-[[3-[3-fluoro-4-[*cis*-3-(carbobenzyloxy)-3,7-diazabicyclo[3.3.0]octan-7-yl]phenyl]-2-oxo-5-oxazolidinyl]methyl]acetamide (Example 1),
- (b) (S)-N-[[3-[3-fluoro-4-[*cis*-3-(benzyloxyacetyl)-3,7-diazabicyclo[3.3.0]octan-7-yl]phenyl]-2-oxo-5-oxazolidinyl]methyl]acetamide (Example 2), or
- 15 (c) (S)-N-[[3-[3-fluoro-4-[*cis*-3-(hydroxyacetyl)-3,7-diazabicyclo[3.3.0]octan-7-yl]phenyl]-2-oxo-5-oxazolidinyl]methyl]acetamide (Example 3),
- (d) (S)-N-[[3-[3-fluoro-4-[*cis*-3-(5-isoxazolinoyl)-3,7-diazabicyclo[3.3.0]octan-7-yl]phenyl]-2-oxo-5-oxazolidinyl]methyl]acetamide (Example 4),
- 20 (e) (S)-N-[[3-[3-fluoro-4-[*cis*-3-(2-indolylcarbonyl)-3,7-diazabicyclo[3.3.0]octan-7-yl]phenyl]-2-oxo-5-oxazolidinyl]methyl]acetamide (Example 5),
- (f) (S)-N-[[3-[3-fluoro-4-[*cis*-3-(carbomethoxy)-3,7-diazabicyclo[3.3.0]octan-7-yl]phenyl]-2-oxo-5-oxazolidinyl]methyl]acetamide (Example 6),
- (g) (S)-N-[[3-[3-fluoro-4-[*cis*-3-(formyl)-3,7-diazabicyclo[3.3.0]octan-7-yl]phenyl]-2-oxo-5-oxazolidinyl]methyl]acetamide (Example 7),
- 25 (h) (S)-N-[[3-[3-fluoro-4-[*cis*-3-(acetyl)-3,7-diazabicyclo[3.3.0]octan-7-yl]phenyl]-2-oxo-5-oxazolidinyl]methyl]acetamide (Example 8),
- (i) (S)-N-[[3-[4-[*cis*-3-(carbobenzyloxy)-3,7-diazabicyclo[3.3.0]octan-7-yl]phenyl]-2-oxo-5-oxazolidinyl]methyl]acetamide (Example 9),
- 30 (j) (S)-N-[[3-[3-fluoro-4-[*cis*-2-(carbobenzyloxy)-2,8-diazabicyclo[4.3.0]nonan-8-yl]phenyl]-2-oxo-5-oxazolidinyl]methyl]acetamide (Example 10),
- (k) (S)-N-[[3-[3-fluoro-4-[*cis*-2-(carbomethoxy)-2,8-diazabicyclo[4.3.0]nonan-8-yl]phenyl]-2-oxo-5-oxazolidinyl]methyl]acetamide (Example 11),
- (l) (S)-N-[[3-[3-fluoro-4-[*cis*-2-(acetoxycetyl)-2,8-diazabicyclo[4.3.0]nonan-8-yl]phenyl]-2-oxo-5-oxazolidinyl]methyl]acetamide (Example 12), or
- 35 (m) (S)-N-[[3-[3-fluoro-4-[*cis*-2-(hydroxyacetyl)-2,8-diazabicyclo[4.3.0]nonan-8-

yl]phenyl]-2-oxo-5-oxazolidinyl[methyl]acetamide (Example 13).

9. A compound of structural Formula II:



15

or pharmaceutically acceptable salts thereof wherein:

R<sup>1</sup> is (a) NR<sup>5</sup>,

(b) CR<sup>6</sup>R<sup>7</sup>;

20 R<sup>2</sup> is independently H or CH<sub>3</sub>;

R<sup>3</sup> is independently H, F, Cl or methoxy;

R<sup>4</sup> is (a) hydrogen,

(b) C<sub>1</sub>-C<sub>8</sub> alkyl optionally substituted with one or more of the following:  
F, Cl, hydroxy, C<sub>1</sub>-C<sub>8</sub> alkoxy, C<sub>1</sub>-C<sub>8</sub> acyloxy,

25 (c) C<sub>3</sub>-C<sub>6</sub> cycloalkyl,

(d) amino,

(e) C<sub>1</sub>-C<sub>8</sub> alkylamino,

(f) C<sub>1</sub>-C<sub>8</sub> dialkylamino,

(g) C<sub>1</sub>-C<sub>8</sub> alkoxy;

30 R<sup>5</sup> is (a) H,

(b) C<sub>1-6</sub> alkyl optionally substituted with one or more of the following: Cl, F, CN, OH, C<sub>1-4</sub> alkoxy, amino, hydroxylamino, alkoxyamino, C<sub>1-4</sub> acyloxy, C<sub>1-4</sub> alkylsulfenyl, C<sub>1-4</sub> alkylsulfanyl, C<sub>1-4</sub> alkylsulfonyl, aminosulfonyl, C<sub>1-4</sub> alkylaminosulfonyl, C<sub>1-4</sub> dialkylaminosulfonyl, 4-morpholinylsulfonyl, phenyl (optionally substituted with one or more of F, Cl, CN, OH, C<sub>1-4</sub> alkoxy), 5-isoxazolyl, ethenyloxy, ethynyl,

35

- (c) C<sub>1-6</sub> acyl optionally substituted with one or more of the following: Cl, F, OH, SH, C<sub>1-4</sub> alkoxy, naphthalenoxy and phenoxy (optionally substituted with one or more of the following: Cl, F, OH, C<sub>1-4</sub>alkoxy, amino, C<sub>1-4</sub>acylamino, C<sub>1-4</sub>alkyl), amino, C<sub>1-4</sub>acylamino, hydroxylamino, alkoxylamino, C<sub>1-4</sub> acyloxy, phenyl, C<sub>1-4</sub>alkylcarbonyl, C<sub>1-4</sub>alkylamino, C<sub>1-4</sub>dialkylamino, C<sub>1-4</sub>hydroxyacyloxy, C<sub>1-4</sub>alkylsulfenyl, phthalimido, maleimido, succinimido,
- (d) C<sub>1-6</sub> alkylsulfonyl optionally substituted with one or more of the following: Cl, F, OH, C<sub>1-4</sub> alkoxy, amino, hydroxylamino, alkoxylamino, C<sub>1-4</sub> acyloxy, phenyl,
- (e) arylsulfonyl optionally substituted with one or more of the following: F, Cl, OCH<sub>3</sub>, OH or C<sub>1-4</sub> alkyl,
- (f) C<sub>1-6</sub> alkoxy carbonyl optionally substituted with one or more of the following: Cl, F, OH, C<sub>1-4</sub> alkoxy, C<sub>1-4</sub> acyloxy, phenyl,
- (g) aminocarbonyl, C<sub>1-6</sub> alkylaminocarbonyl or C<sub>1-6</sub> dialkylaminocarbonyl (where the alkyl groups are optionally substituted with one or more of the following: Cl, F, OH, C<sub>1-4</sub> alkoxy, phenyl),
- (h) five- and six-membered heterocycles optionally substituted with one or more of the following: Cl, F, OH, amino, C<sub>1-4</sub>acylamino, C<sub>1-4</sub> alkylsulfonylamino, C<sub>1-4</sub> alkoxy carbonylamino, C<sub>1-4</sub> alkoxy, C<sub>1-4</sub> acyloxy or C<sub>1-4</sub>alkyl which can be substituted with F, OH or C<sub>1-4</sub> alkoxy,
- (i) C<sub>3-6</sub>cycloalkylcarbonyl optionally substituted with one or more of the following: F, Cl, OH, C<sub>1-4</sub>alkoxy, CN,
- (j) benzoyl optionally substituted with one or more of the following: F, Cl, OH, C<sub>1-4</sub>alkoxy, C<sub>1-4</sub>alkyl, amino, C<sub>1-4</sub>acylamino,
- (k) pyrrolylcarbonyl optionally substituted with one or more of C<sub>1-4</sub>alkyl,
- (l) C<sub>1-2</sub> acyloxyacetyl where the acyl is optionally substituted with the following:  
amino, C<sub>1-4</sub>alkylamino, C<sub>1-4</sub>dialkylamino, 4-morpholino, 4-aminophenyl, 4-(dialkylamino)phenyl, 4-(glycylamino)phenyl;
- R<sup>6</sup> is (a) H,  
(b) OH,  
(c) C<sub>1-6</sub> alkoxy,

- (d) amino, C<sub>1-6</sub> alkylamino, C<sub>1-6</sub> dialkylamino, hydroxylamino, or C<sub>1-2</sub> alkoxyamino all of which can be optionally substituted on the nitrogen with: C<sub>1-6</sub> acyl (optionally substituted with one or two of Cl or OH), C<sub>1-6</sub> alkylsulfonyl optionally substituted with one or two of Cl or OH), or C<sub>1-6</sub> alkoxy carbonyl,
- 5
- (e) Cl or F;
- R<sup>7</sup> is (a) H,
- (b) C<sub>1-6</sub> alkyl optionally substituted with one or more of the following: Cl, F, CN, OH, C<sub>1-4</sub> alkoxy, C<sub>1-4</sub> acyloxy, amino,
- 10 (c) CN,
- (d) phenyl optionally substituted with one or more of the following: Cl, F, OH, C<sub>1-4</sub> alkoxy; or
- R<sup>6</sup> and R<sup>7</sup> taken together are (a) carbonyl or thiocarbonyl group,
- (b) ethylene ketal (-OCH<sub>2</sub>CH<sub>2</sub>O-), propylene ketal (-OCH<sub>2</sub>CH<sub>2</sub>CH<sub>2</sub>O-), ethylene thioketal (-SCH<sub>2</sub>CH<sub>2</sub>S-), propylene thioketal (15 -SCH<sub>2</sub>CH<sub>2</sub>CH<sub>2</sub>S-), dimethyl ketal, diethyl ketal, dimethyl thioketal or diethyl thioketal,
- (c) oxime optionally substituted with H, C<sub>1-6</sub> alkyl (optionally substituted with Cl, F or C<sub>1-4</sub> alkoxy), C<sub>1-6</sub> acyl (optionally substituted with one or more of the following: Cl, F, OH, C<sub>1-4</sub> alkoxy, C<sub>1-4</sub> acyloxy),
- 20 (d) hydrazone optionally substituted with H, C<sub>1-6</sub> alkyl (optionally substituted with one or more Cl, F, OH, C<sub>1-4</sub> alkoxy, C<sub>1-4</sub> acyloxy, phenyl, C<sub>1-6</sub> acyl (optionally substituted with one or more of Cl, F, OH, C<sub>1-4</sub> alkoxy, C<sub>1-4</sub> acyloxy, phenyl), C<sub>1-6</sub> alkoxy carbonyl (optionally substituted with one or more of the following: Cl, F, OH, C<sub>1-4</sub> alkoxy, C<sub>1-4</sub> acyloxy, phenyl), or C<sub>1-6</sub> alkylsulfonyl,
- 25 (e) imine optionally substituted with H or a C<sub>1-6</sub> alkyl (optionally substituted with Cl, F, OH, C<sub>1-4</sub> alkoxy, C<sub>1-4</sub> acyloxy, phenyl),
- (f) carbon-carbon double bond optionally substituted with H, C<sub>1-4</sub> alkoxy carbonyl, C<sub>1-4</sub> alkyl (optionally substituted with Cl, F, OH, C<sub>1-4</sub> alkoxy, phenyl);
- 30

m is 0-2; n is 1-3; o is 0-3; and p is 1-3.

10. The compound of Claim 9 wherein one R<sup>3</sup> is fluorine and the other is  
35 hydrogen.

11. The compound of Claim 9 wherein each  $R^3$  is fluorine.
12. The compound of Claim 9 wherein  $R^4$  is hydrogen, methyl, difluoromethyl, dichloromethyl, hydroxymethyl or methoxy.
- 5
13. The compound of Claim 12 wherein  $R^4$  is methyl, difluoromethyl, dichloromethyl or methoxy.
14. The compound of Claim 13 wherein  $R^4$  is methyl.
- 10
15. The compound of Claim 9 wherein  $R^5$  is hydroxyacetyl.
16. A method for treating microbial infections in warm-blooded animals by administering to a patient in need thereof an effective amount of a compound of
- 15 Formula I or II.
17. The method of Claim 16 wherein the compound of Formula I or II is administered in an effective amount of from about 0.1 to about 100 mg/kg of body weight/day.
- 20
18. The method of Claim 17 wherein the compound of Formula I or II is administered in an effective amount of from about 3.0 to about 50 mg/kg of body weight/day
- 25

# INTERNATIONAL SEARCH REPORT

Inte:      nal Application No  
PCT/US 96/05202

**A. CLASSIFICATION OF SUBJECT MATTER**

IPC 6   C07D487/04   A61K31/42   C07D471/04   C07D491/044   C07D491/052  
           C07D487/10   //(C07D471/04,221:00,221:00),(C07D487/04,209:00,  
           205:00),(C07D491/044,305:00,209:00),(C07D491/052,311:00,221:00),

According to International Patent Classification (IPC) or to both national classification and IPC

**B. FIELDS SEARCHED**

Minimum documentation searched (classification system followed by classification symbols)

IPC 6   C07D   A61K

Documentation searched other than minimum documentation to the extent that such documents are included in the fields searched

Electronic data base consulted during the international search (name of data base and, where practical, search terms used)

**C. DOCUMENTS CONSIDERED TO BE RELEVANT**

Category *	Citation of document, with indication, where appropriate, of the relevant passages	Relevant to claim No.
Y	WO,A,95 07271 (THE UPJOHN COMPANY) 16 March 1995 cited in the application see the whole document ---	1-18
Y	WO,A,93 09103 (THE UPJOHN COMPANY) 13 May 1993 cited in the application see the whole document ---	1-18
Y	WO,A,93 23384 (THE UPJOHN COMPANY) 25 November 1993 cited in the application see the whole document, especially page 5, lines 30-35 ---	1-18
	-/--	

Further documents are listed in the continuation of box C.

Patent family members are listed in annex.

\* Special categories of cited documents :

- \*A\* document defining the general state of the art which is not considered to be of particular relevance
- \*E\* earlier document but published on or after the international filing date
- \*L\* document which may throw doubts on priority claim(s) or which is cited to establish the publication date of another citation or other special reason (as specified)
- \*O\* document referring to an oral disclosure, use, exhibition or other means
- \*P\* document published prior to the international filing date but later than the priority date claimed

- \*T\* later document published after the international filing date or priority date and not in conflict with the application but cited to understand the principle or theory underlying the invention
- \*X\* document of particular relevance; the claimed invention cannot be considered novel or cannot be considered to involve an inventive step when the document is taken alone
- \*Y\* document of particular relevance; the claimed invention cannot be considered to involve an inventive step when the document is combined with one or more other such documents, such combination being obvious to a person skilled in the art.
- \*&\* document member of the same patent family

Date of the actual completion of the international search

5 July 1996

Date of mailing of the international search report

24.07.96

Name and mailing address of the ISA

European Patent Office, P.B. 5818 Patentlaan 2  
 NL - 2280 HV Rijswijk  
 Tel. (+ 31-70) 340-2040, Tx. 31 651 epo nl,  
 Fax (+ 31-70) 340-3016

Authorized officer

Scruton-Evans, I

# INTERNATIONAL SEARCH REPORT

International Application No

PCT/US 96/05202

<b>A. CLASSIFICATION OF SUBJECT MATTER</b> IPC 6 (C07D487/10,209:00,209:00), (C07D487/04,209:00,209:00)		
According to International Patent Classification (IPC) or to both national classification and IPC		
<b>B. FIELDS SEARCHED</b>		
Minimum documentation searched (classification system followed by classification symbols)		
Documentation searched other than minimum documentation to the extent that such documents are included in the fields searched		
Electronic data base consulted during the international search (name of data base and, where practical, search terms used)		
<b>C. DOCUMENTS CONSIDERED TO BE RELEVANT</b>		
Category *	Citation of document, with indication, where appropriate, of the relevant passages	Relevant to claim No.
P,Y	WO,A,95 25106 (THE UPJOHN COMPANY) 21 September 1995 see the whole document, especially the compound nos 30,56,58,61 and definitions of R4 and R5 ---	9
A	J. MED. CHEM, vol. 33, 1990, pages 2569-2578, XP002007586 W A GREGORY ET AL: "Antibacterials. Synthesis and structure-activity studies of 3-Aryl-2-oxooxazolidines" cited in the application see the whole document -----	1-18
<input type="checkbox"/> Further documents are listed in the continuation of box C.		
<input type="checkbox"/> Patent family members are listed in annex.		
<b>* Special categories of cited documents :</b>		
"A" document defining the general state of the art which is not considered to be of particular relevance "E" earlier document but published on or after the international filing date "L" document which may throw doubts on priority claim(s) or which is cited to establish the publication date of another citation or other special reason (as specified) "O" document referring to an oral disclosure, use, exhibition or other means "P" document published prior to the international filing date but later than the priority date claimed	"T" later document published after the international filing date or priority date and not in conflict with the application but cited to understand the principle or theory underlying the invention "X" document of particular relevance; the claimed invention cannot be considered novel or cannot be considered to involve an inventive step when the document is taken alone "Y" document of particular relevance; the claimed invention cannot be considered to involve an inventive step when the document is combined with one or more other such documents, such combination being obvious to a person skilled in the art. "&" document member of the same patent family	
Date of the actual completion of the international search		Date of mailing of the international search report  <div style="text-align: center; font-size: 1.2em;">24.07.96</div>
Name and mailing address of the ISA European Patent Office, P.B. 5818 Patentlaan 2 NL - 2280 HV Rijswijk Tel. (+31-70) 340-2040, Tx. 31 651 epo nl, Fax: (+31-70) 340-3016		Authorized officer

# INTERNATIONAL SEARCH REPORT

Information on patent family members

International Application No

PCT/US 96/05202

Patent document cited in search report	Publication date	Patent family member(s)	Publication date
WO-A-9507271	16-03-95	AU-B- 7557094	27-03-95
		CA-A- 2168560	16-03-95
		EP-A- 0717738	26-06-96
-----			
WO-A-9309103	13-05-93	AU-B- 667198	14-03-96
		AU-B- 2689892	07-06-93
		CA-A- 2119556	13-05-93
		EP-A- 0610265	17-08-94
		JP-T- 7500603	19-01-95
-----			
WO-A-9323384	25-11-93	AU-B- 668733	16-05-96
		AU-B- 4287793	13-12-93
		CN-A- 1079964	29-12-93
		CZ-A- 9402505	16-08-95
		EP-A- 0640077	01-03-95
		FI-A- 945246	08-11-94
		HU-A- 72296	29-04-96
		JP-T- 7506829	27-07-95
		NO-A- 944237	04-01-95
		SK-A- 133794	07-06-95
		ZA-A- 9302855	24-10-94
-----			
WO-A-9525106	21-09-95	JP-A- 8073455	19-03-96
		AU-B- 2099995	03-10-95
-----			