



US00D399456S

United States Patent [19]

[11] Patent Number: **Des. 399,456**

Weder et al.

[45] Date of Patent: ****Oct. 13, 1998**

[54] **FLOWER POT COVER**

[75] Inventors: **Donald E. Weder; Joseph G. Straeter,**
both of Highland, Ill.

[73] Assignee: **Southpac Trust International, Inc.**

[**] Term: **14 Years**

[21] Appl. No.: **65,490**

[22] Filed: **Jan. 21, 1997**

Related U.S. Application Data

[62] Division of Ser. No. 45,974, Nov. 3, 1995, Pat. No. Des. 380,410, which is a division of Ser. No. 4,297, Feb. 1, 1993, Pat. No. Des. 364,120, which is a continuation-in-part of Ser. No. 782,237, Oct. 18, 1991, Pat. No. Des. 349,076, which is a continuation-in-part of Ser. No. 617,454, Nov. 21, 1990, abandoned, and a continuation-in-part of Ser. No. 411,249, Sep. 22, 1989, Pat. No. Des. 358,113, and a continuation-in-part of Ser. No. 411,247, Sep. 22, 1989, abandoned, and a continuation-in-part of Ser. No. 411,245, Sep. 22, 1989, abandoned.

[51] **LOC (6) Cl.** **11-02**

[52] **U.S. Cl.** **D11/164**

[58] **Field of Search** D11/143, 149,
D11/152-156, 164, 89, 90; 47/66, 72; 206/423;
215/100.5; 229/1.5 R, 1.5 B, 4.5, 108, 108.1,
109, 110, 87.01, 922, 930, 186, 189; 428/27,
35.1, 24, 542.6; 338/122; D9/346, 428-431;
D27/102, 133; D26/128-136; D19/96; D7/540,
584, 586, 587, 354

[56] **References Cited**

U.S. PATENT DOCUMENTS

D. 239,192	3/1976	Wiles et al.	D35/3 A
D. 254,659	4/1980	Karotseris	D11/143
D. 292,182	10/1987	Weder et al.	D11/164
D. 292,562	11/1987	Weder et al.	D11/164
D. 293,224	12/1987	Weder et al.	D11/164
D. 293,775	1/1988	Weder et al.	D11/164
D. 317,583	6/1991	Weder et al.	D11/164
D. 322,403	12/1991	Eaton	D9/429
D. 324,659	3/1992	Stehouwer	D11/164
D. 336,041	6/1993	Zama	D9/429
D. 348,634	7/1994	Weder et al.	D11/164

D. 349,076	7/1994	Weder et al.	D11/164
D. 364,119	11/1995	Weder et al.	D11/164
D. 364,120	11/1995	Weder et al.	D11/164
D. 368,441	4/1996	Weder et al.	D11/164
D. 368,875	4/1996	Weder et al.	D11/164
D. 368,877	4/1996	Weder et al.	D11/164
D. 369,126	4/1996	Weder et al.	D11/164
D. 369,127	4/1996	Weder et al.	D11/164
D. 370,190	5/1996	Weder et al.	D11/164
D. 380,410	7/1997	Weder et al.	D11/164
D. 380,414	7/1997	Weder et al.	D11/164
D. 385,217	10/1997	Weder et al.	D11/164
1,520,647	12/1924	Hennegan	47/72
1,794,212	2/1931	Snyder	47/72
1,951,642	3/1934	Augustin et al.	47/34
2,355,559	8/1944	Renner	229/8
2,827,217	3/1958	Clement	229/1.5 R
3,253,768	5/1966	Gjesdal	229/37
3,443,741	5/1969	Stockdale	229/51
4,043,077	8/1977	Stonehocker	47/66
4,712,725	12/1987	Moore	229/8
5,076,011	12/1991	Stehouwer	47/72

FOREIGN PATENT DOCUMENTS

785369	8/1935	France	229/186
2489126	3/1982	France	.	
2603159	3/1988	France	.	
153402	of 1903	Germany	47/72
1115	of 1887	Sweden	47/72
17903	5/1899	Switzerland	47/72
54263	7/1912	Switzerland	47/72

OTHER PUBLICATIONS

The Glassware of Frederick Carder, p. 327, item 1267, 1971.
"Speed Cover—The Simple Solution For Those Peak Volume Periods", Highland Supply Corporation, ©1989, 4 pages.

Primary Examiner—Jeffrey Asch
Attorney, Agent, or Firm—Dunlap & Coddling, P.C.

[57] **CLAIM**

The ornamental design for a flower pot cover, as shown and described.

DESCRIPTION

FIG. 1 is a perspective view of our new flower pot cover design;

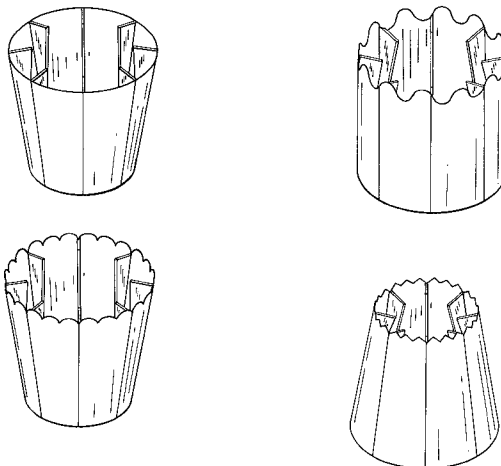


FIG. 2 is a side elevational view thereof;
FIG. 3 is a top plan view thereof;
FIG. 4 is a bottom plan view thereof;
FIG. 5 is a perspective view of a second embodiment of our new flower pot cover design;
FIG. 6 is a side elevational view thereof;
FIG. 7 is a top plan view thereof;
FIG. 8 is a bottom plan view thereof;
FIG. 9 is a perspective view of a third embodiment of our new flower pot cover design;
FIG. 10 is a side elevational view thereof;
FIG. 11 is a top plan view thereof;
FIG. 12 is a bottom plan view thereof;
FIG. 13 is a perspective view of a fourth embodiment of our new flower pot cover design;
FIG. 14 is a side elevational view thereof;
FIG. 15 is a top plan view thereof;
FIG. 16 is a bottom plan view thereof;
FIG. 17 is a perspective view of a fifth embodiment of our new flower pot cover design;
FIG. 18 is a side elevational view thereof;
FIG. 19 is a top plan view thereof;
FIG. 20 is a bottom plan view thereof;
FIG. 21 is a perspective view of a sixth embodiment of our new flower pot cover design;
FIG. 22 is a side elevational view thereof;
FIG. 23 is a top plan view thereof;
FIG. 24 is a bottom plan view thereof;
FIG. 25 is a perspective view of a seventh embodiment of our new flower pot cover design;

FIG. 26 is a side elevational view thereof;
FIG. 27 is a top plan view thereof;
FIG. 28 is a bottom plan view thereof;
FIG. 29 is a perspective view of an eighth embodiment of our new flower pot cover design;
FIG. 30 is a side elevational view thereof;
FIG. 31 is a top plan view thereof;
FIG. 32 is a bottom plan view thereof;
FIG. 33 is a perspective view of a ninth embodiment of our new flower pot cover design;
FIG. 34 is a side elevational view thereof;
FIG. 35 is a top plan view thereof;
FIG. 36 is a bottom plan view thereof;
FIG. 37 is a perspective view of a tenth embodiment of our new flower pot cover design;
FIG. 38 is a side elevational view thereof;
FIG. 39 is a top plan view thereof;
FIG. 40 is a bottom plan view thereof;
FIG. 41 is a perspective view of an eleventh embodiment of our new flower pot cover design;
FIG. 42 is a side elevational view thereof;
FIG. 43 is a top plan view thereof;
FIG. 44 is a bottom plan view thereof;
FIG. 45 is a perspective view of a twelfth embodiment of our new flower pot cover design;
FIG. 46 is a side elevational view thereof;
FIG. 47 is a top plan view thereof; and,
FIG. 48 is a bottom plan view thereof.

1 Claim, 12 Drawing Sheets

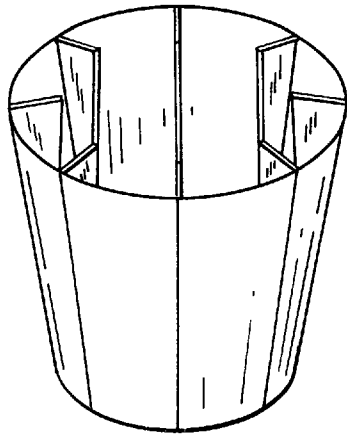


FIG. 1

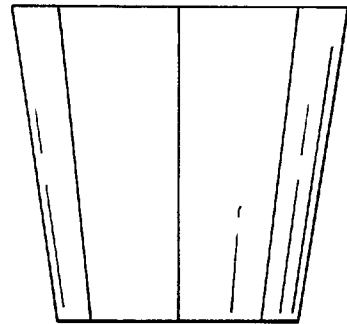


FIG. 2

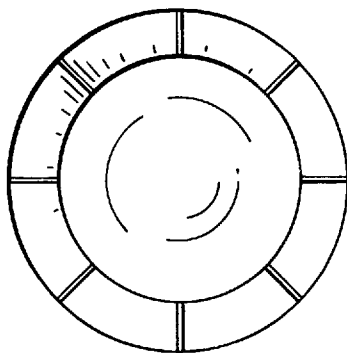


FIG. 3

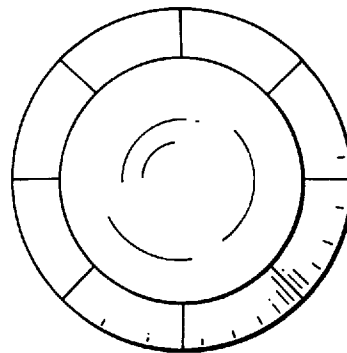


FIG. 4

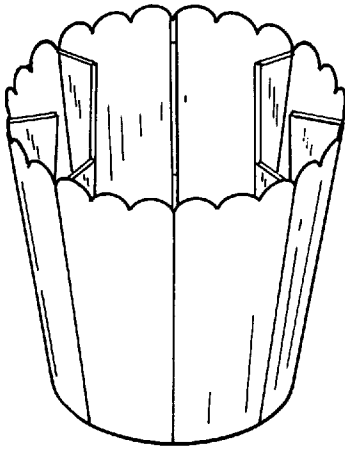


FIG. 5

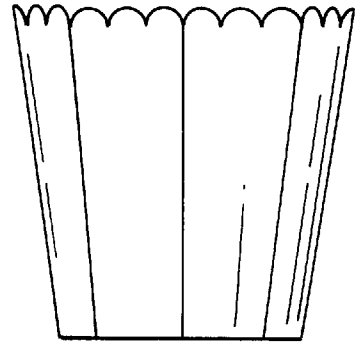


FIG. 6




FIG. 7




FIG. 8

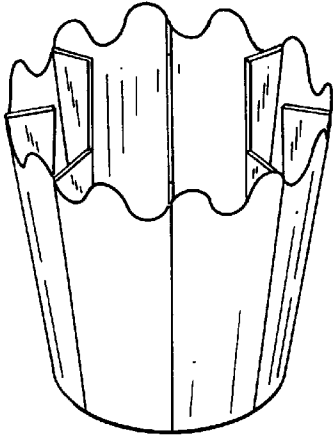


FIG. 9

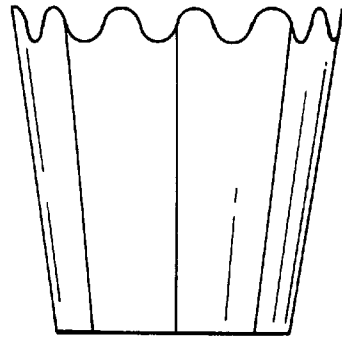


FIG. 10

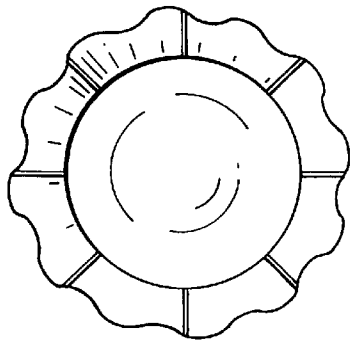


FIG. 11

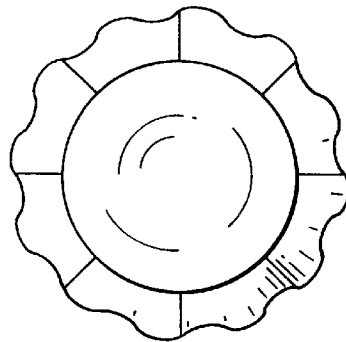


FIG. 12

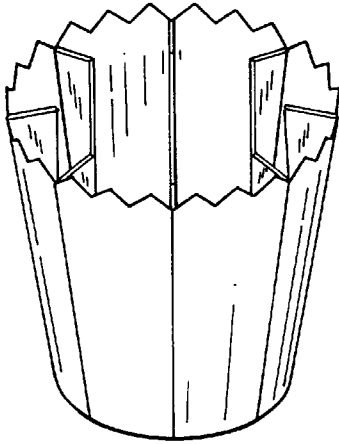


FIG. 13

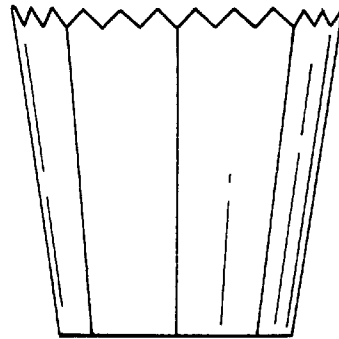


FIG. 14

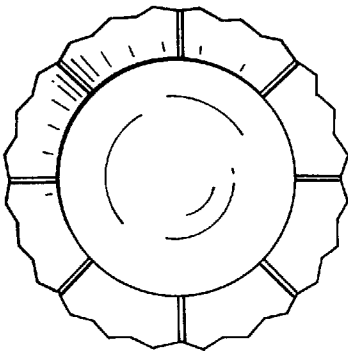


FIG. 15

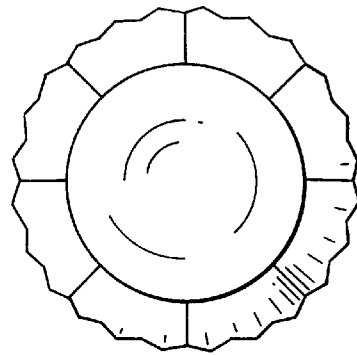


FIG. 16

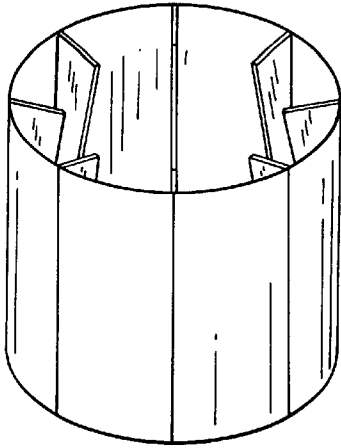


FIG. 17

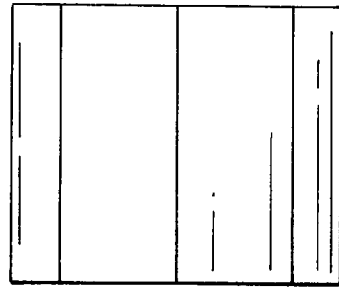


FIG. 18

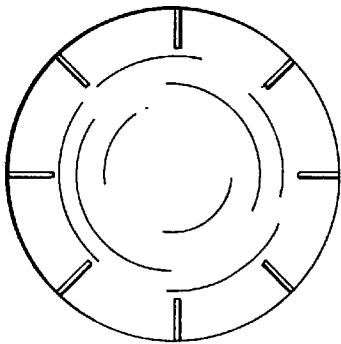


FIG. 19

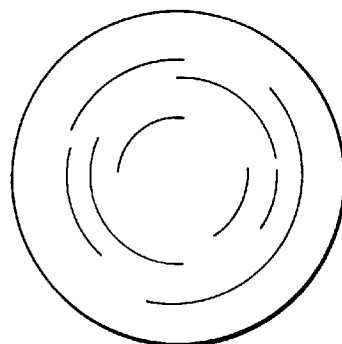


FIG. 20

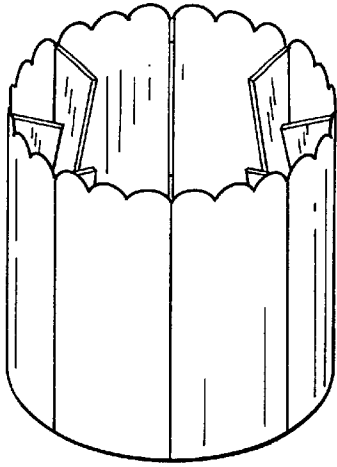


FIG. 21

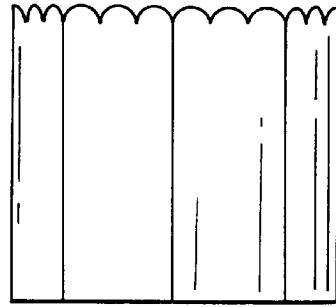


FIG. 22

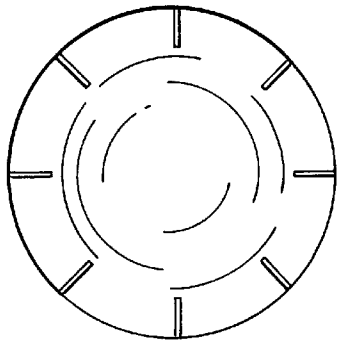


FIG. 23

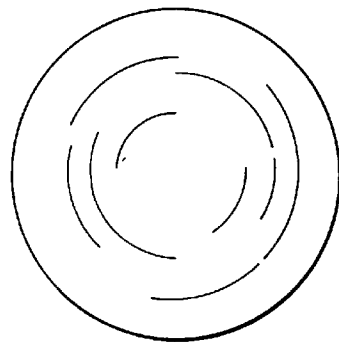


FIG. 24

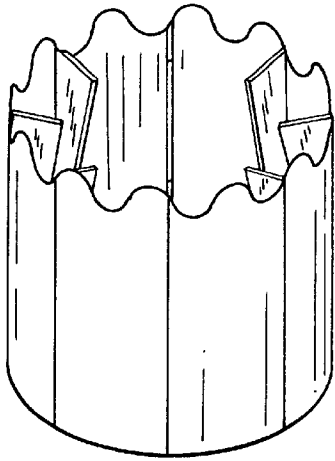


FIG. 25

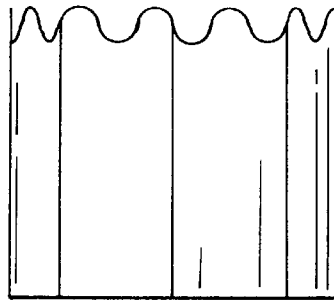


FIG. 26

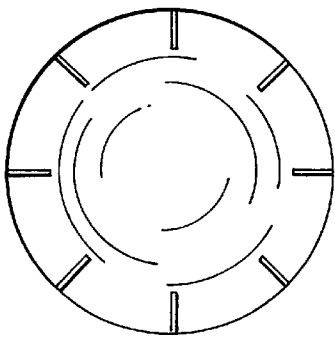


FIG. 27

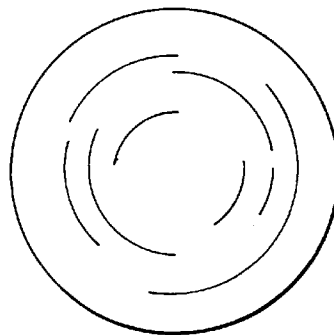


FIG. 28

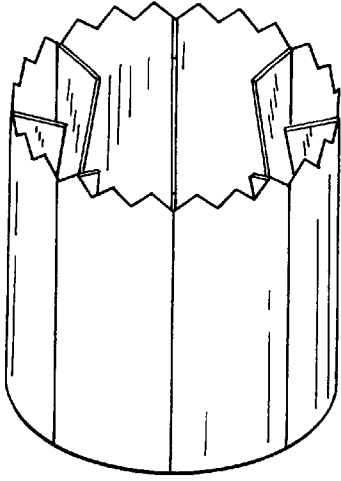


FIG. 28

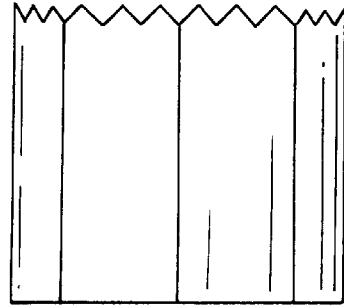


FIG. 30

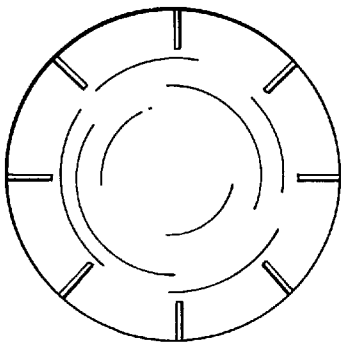


FIG. 31

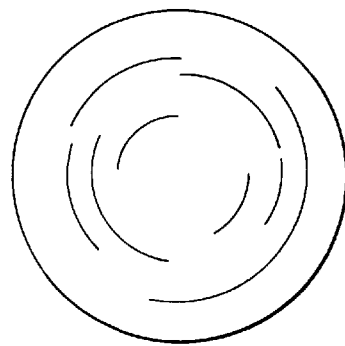


FIG. 32

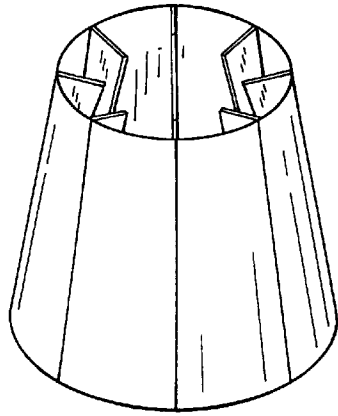


FIG. 33

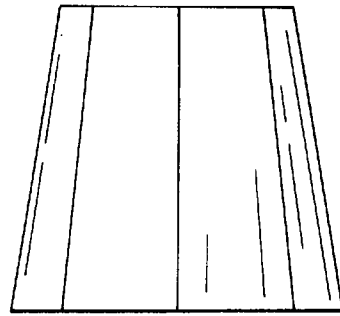


FIG. 34

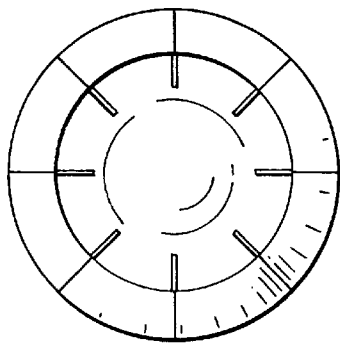


FIG. 35

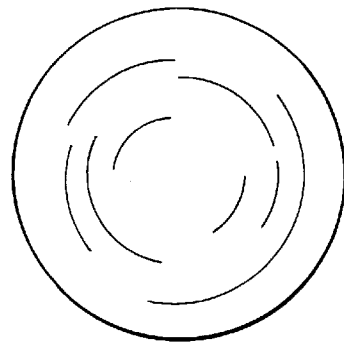


FIG. 36

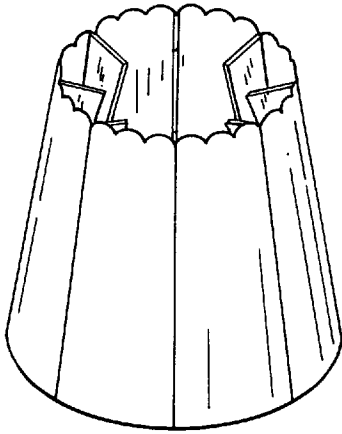


FIG. 37

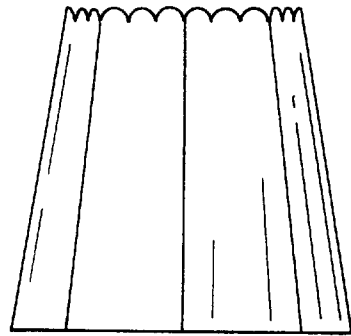


FIG. 38

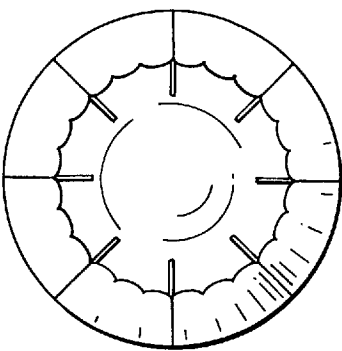


FIG. 39

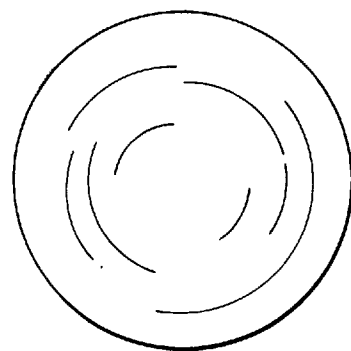


FIG. 40

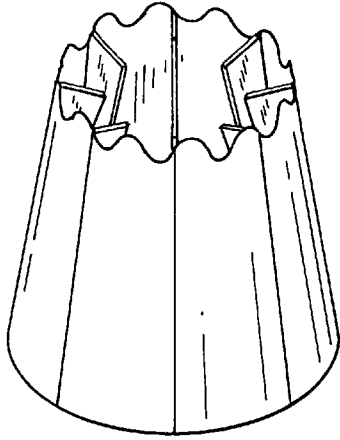


FIG. 41

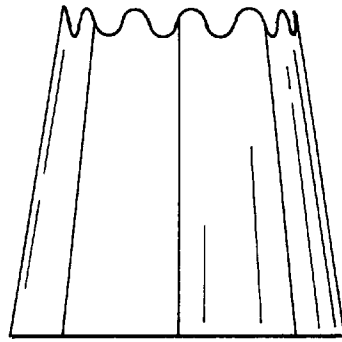


FIG. 42

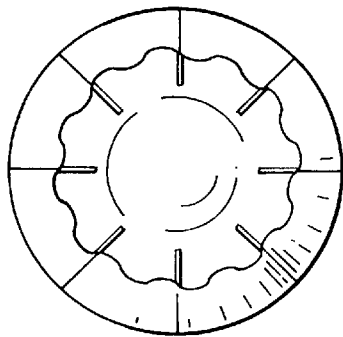


FIG. 43

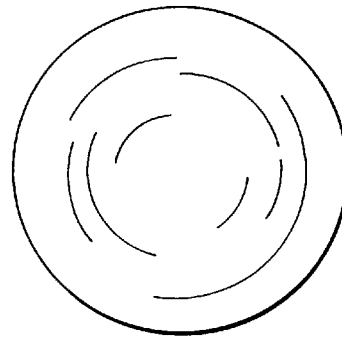


FIG. 44

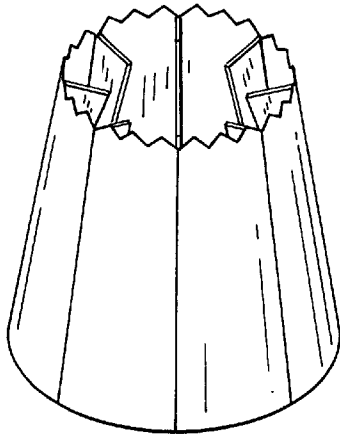


FIG. 45

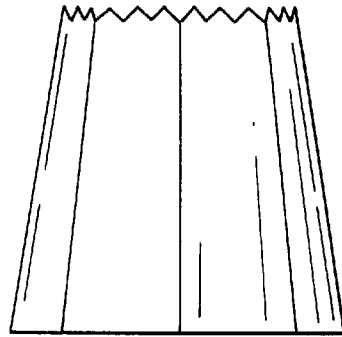


FIG. 46

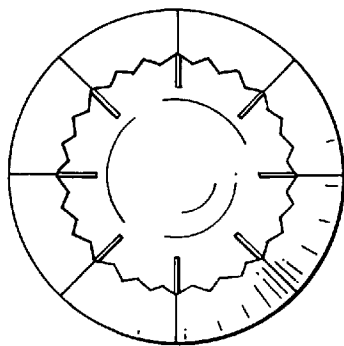


FIG. 47

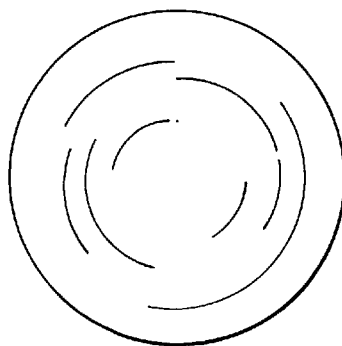


FIG. 48