



US00D598747S

(12) **United States Design Patent**
Caldwell

(10) **Patent No.:** **US D598,747 S**

(45) **Date of Patent:** **** Aug. 25, 2009**

(54) **HANDLE FOR A CONTAINER**

(75) Inventor: **Christopher T. Caldwell**, Monroe, MI (US)

(73) Assignee: **Plastipak Packaging, Inc.**, Plymouth, MI (US)

(**) Term: **14 Years**

(21) Appl. No.: **29/335,122**

(22) Filed: **Apr. 9, 2009**

(51) **LOC (9) Cl.** **09-07**

(52) **U.S. Cl.** **D9/435; D9/443**

(58) **Field of Classification Search** D9/685, D9/682, 534, 455, 448, 443, 435, 434; D8/51, D8/395, 394; D21/682, 681; 482/108; 417/411; 294/171, 170, 159, 158, 137; 239/428.5, 239/343, 337, 333, 215, 120; 222/402.11, 222/383.3, 383.1, 323; 16/436, 430, 425
See application file for complete search history.

(56) **References Cited**

U.S. PATENT DOCUMENTS

D170,409 S *	9/1953	Hare	D7/533
D197,853 S *	3/1964	Smith	D8/30
D272,234 S *	1/1984	Hayes	D9/434
D288,666 S *	3/1987	Brun	D9/434
4,821,372 A *	4/1989	Casiello	16/425
D306,142 S *	2/1990	Dye	D9/434
D327,221 S *	6/1992	Simmons	D9/434
D332,570 S *	1/1993	Tiramani et al.	D9/434
D460,669 S *	7/2002	Cizek	D8/26

D496,584 S *	9/2004	Darr et al.	D8/307
D551,556 S *	9/2007	Kaminski	D9/534
D588,912 S *	3/2009	Christensen et al.	D9/434
D589,793 S *	4/2009	Christensen et al.	D9/434
2002/0066758 A1 *	6/2002	Fadal et al.	224/148.7

* cited by examiner

Primary Examiner—Susan Bennett Hattan

(74) *Attorney, Agent, or Firm*—Dykema Gossett PLLC

(57) **CLAIM**

The ornamental design for a handle for a container, as shown and described.

DESCRIPTION

FIG. 1 is a perspective view of a handle for a container showing my new design as viewed from the top, front, and left side;

FIG. 2 is a front view of the handle;

FIG. 3 is a rear view of the handle;

FIG. 4 is a top plan view of the handle;

FIG. 5 is a bottom view of the handle;

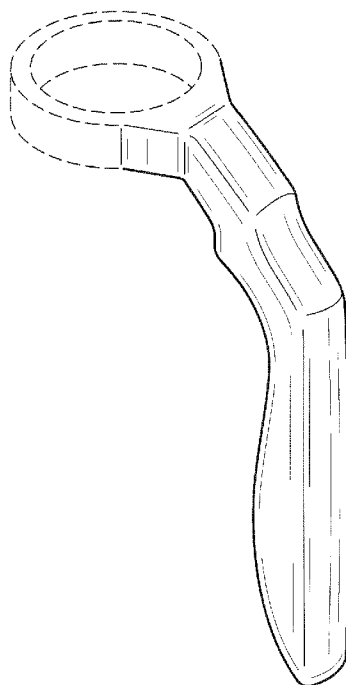
FIG. 6 is a left side view of the handle;

FIG. 7 is a right side view of the handle; and,

FIG. 8 is a perspective view, similar to FIG. 1, illustrating the handle attached to a container.

The dash-dash-dash-dash broken lines shown in the drawings are included for the purpose of showing environmental structure that forms no part of the claimed design.

1 Claim, 5 Drawing Sheets



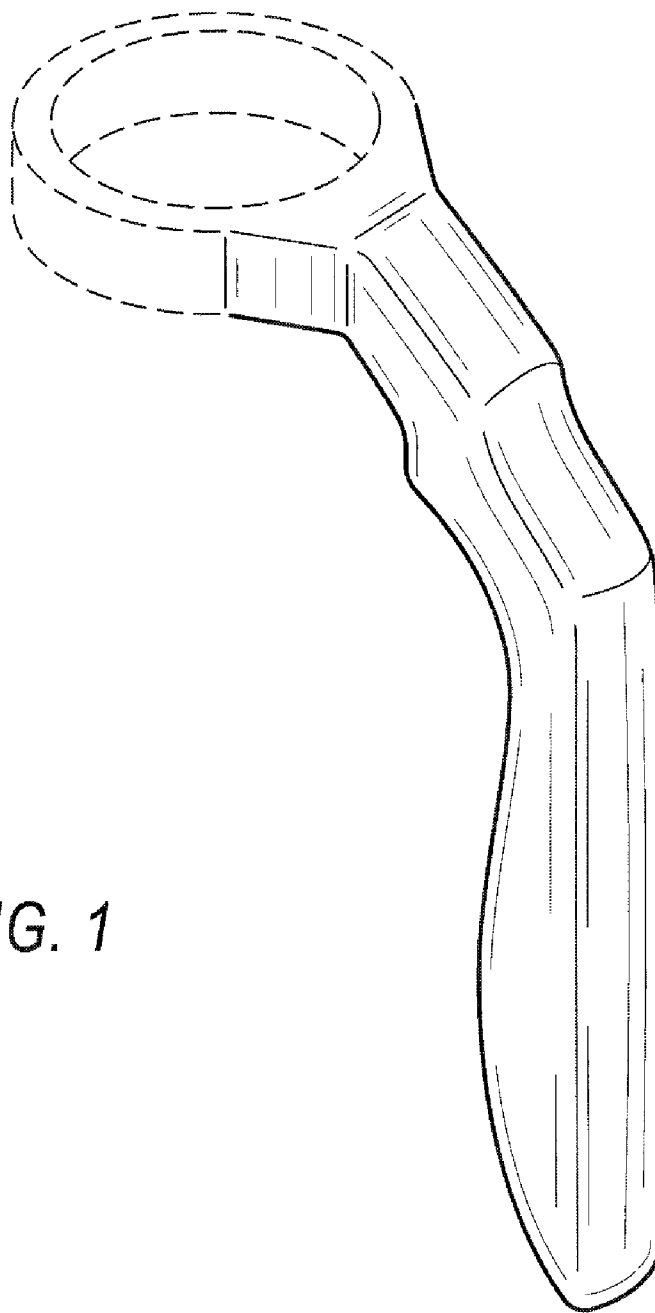


FIG. 1




FIG. 2

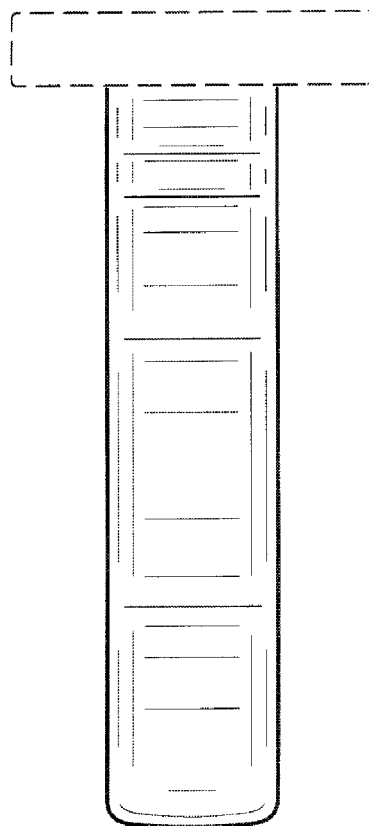


FIG. 3

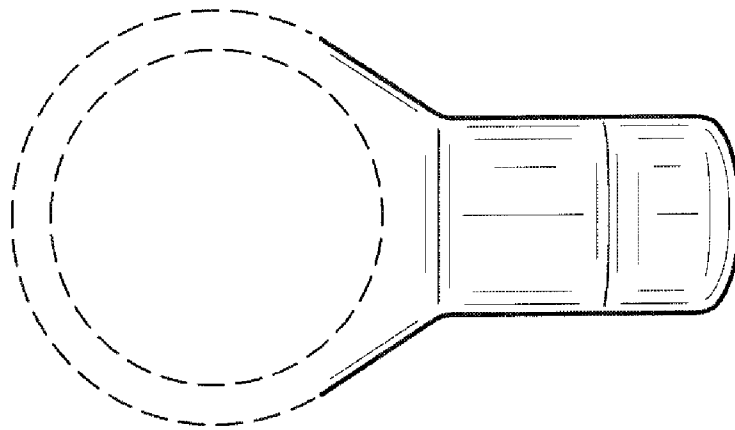


FIG. 4

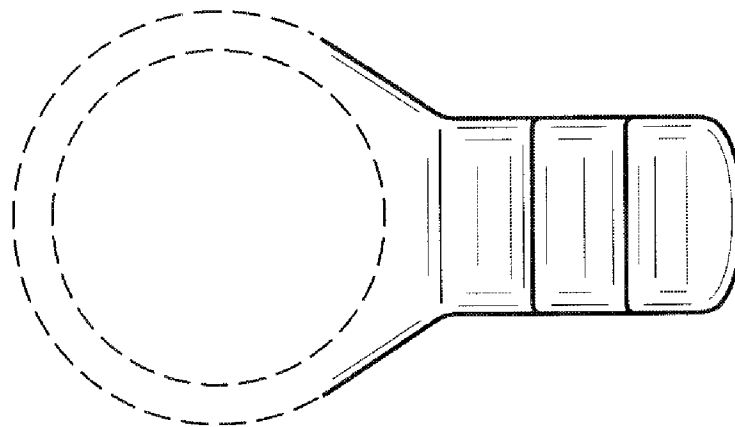


FIG. 5

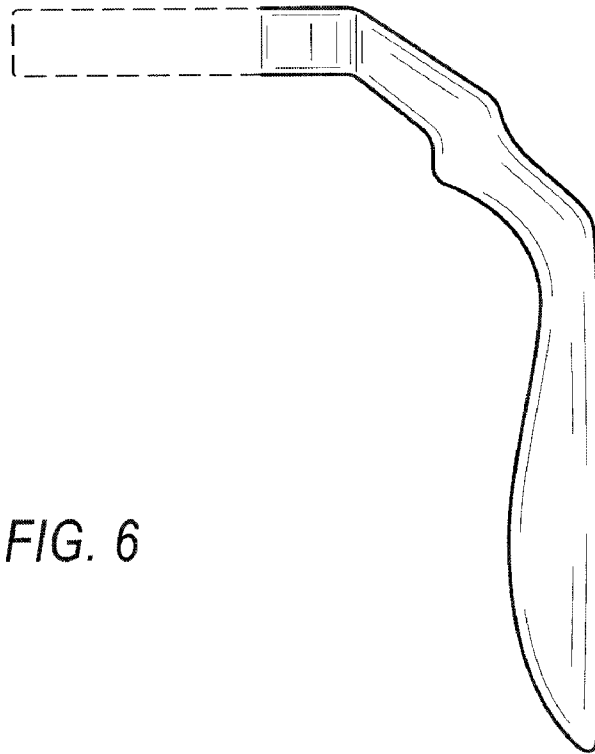


FIG. 6

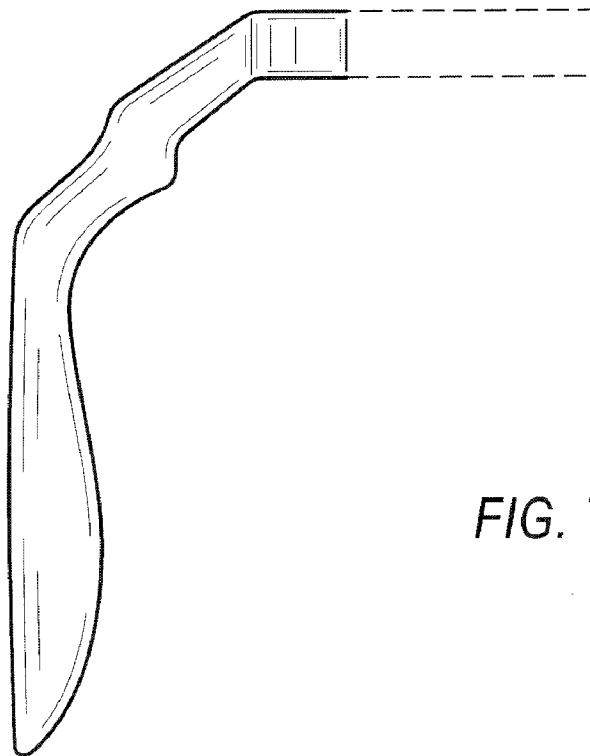


FIG. 7

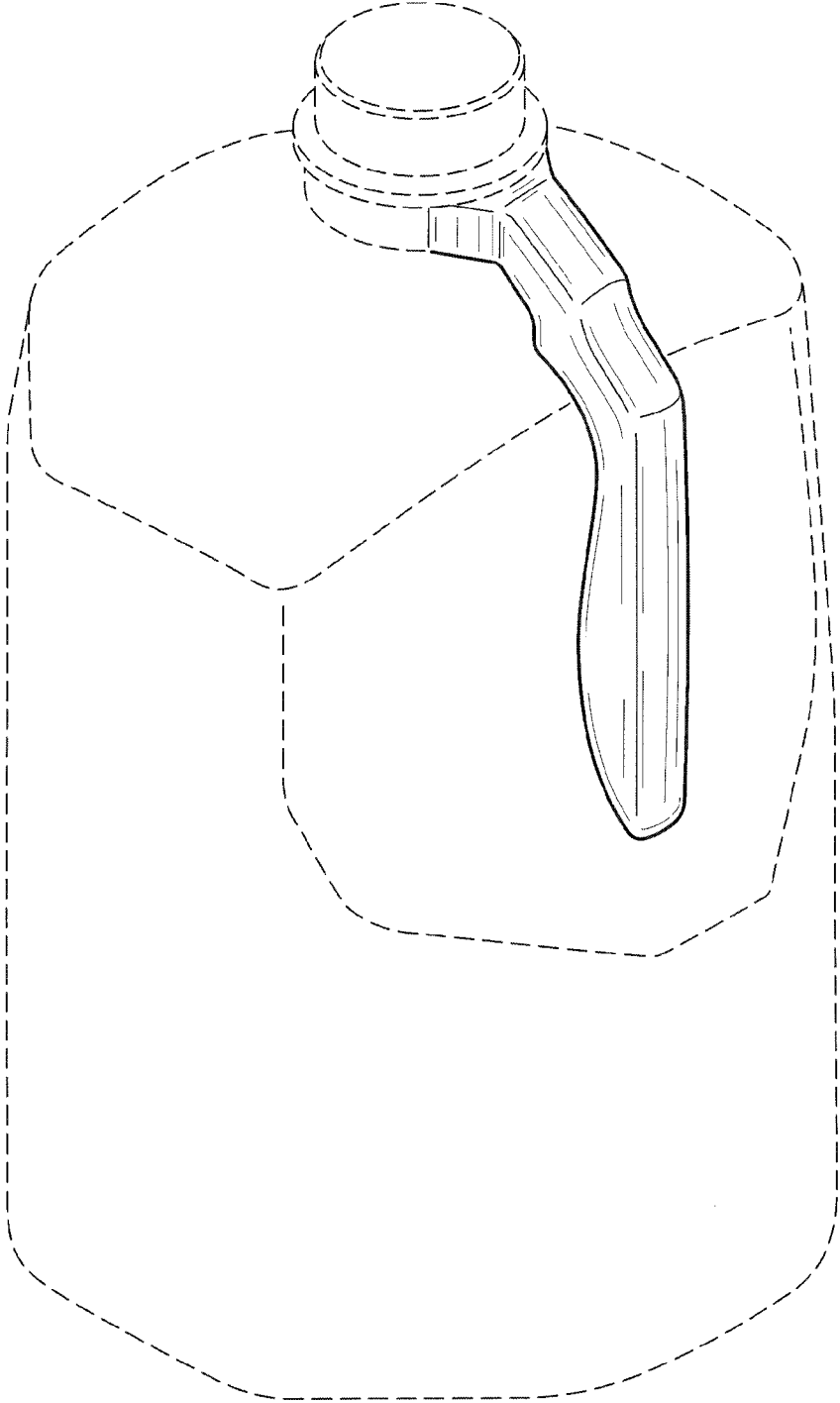


FIG. 8