



US00D886113S

(12) **United States Design Patent**  
**Zhou et al.**

(10) **Patent No.:** **US D886,113 S**

(45) **Date of Patent:** **\*\* Jun. 2, 2020**

- (54) **USB FLASH DISK**
- (71) Applicant: **Shenzhen Longsys Electronics Co., Ltd.**, Shenzhen (CN)
- (72) Inventors: **Fu Zhou**, Shenzhen (CN); **Li-Qing Yang**, Shenzhen (CN)
- (73) Assignee: **Shenzhen Longsys Electronics Co., Ltd.**, Shenzhen (CN)

D629,409	S	*	12/2010	Lo	.....	D14/480.7
D670,711	S	*	11/2012	Ma	.....	D14/480.1
D705,189	S	*	5/2014	Chovin	.....	D14/159
D726,687	S	*	4/2015	Minarik	.....	D14/192
D842,307	S	*	3/2019	Lin	.....	D14/480.5
D870,118	S	*	12/2019	Jun	.....	D14/480.7
D870,119	S	*	12/2019	Jun	.....	D14/480.7
2006/0038023	A1	*	2/2006	Brewer	.....	G06K 19/005 235/492

- (\*\*) Term: **15 Years**
- (21) Appl. No.: **29/671,642**
- (22) Filed: **Nov. 28, 2018**

(30) **Foreign Application Priority Data**

Sep. 13, 2018 (CN) ..... 2018 3 0516232

(51) **LOC (12) Cl.** ..... **14-03**

(52) **U.S. Cl.**  
USPC ..... **D14/480.1**

(58) **Field of Classification Search**  
USPC ..... D14/480.1-480.7, 435.1, 411, 433, 436,  
D14/484.1, 137, 155, 203.1-203.8, 240,  
D14/242; D13/133, 154  
CPC ..... H05K 5/0278; G06K 19/07732  
See application file for complete search history.

(56) **References Cited**

**U.S. PATENT DOCUMENTS**

D624,552	S	*	9/2010	Lee	.....	D14/480.5
D624,920	S	*	10/2010	Sheppard	.....	D14/435.1

**OTHER PUBLICATIONS**

Shenzhen Longsys Electronics Co., Ltd., <http://www.lexar.com/products/usb-flash-drives/>, Sep. 4, 2018.

\* cited by examiner

*Primary Examiner* — Angela J Lee

(74) *Attorney, Agent, or Firm* — ScienBiziP, P.C.

(57) **CLAIM**

The ornamental design for a USB flash disk, as shown and described.

**DESCRIPTION**

FIG. 1 is a perspective view of a USB flash disk, showing my design.

FIG. 2 is a front elevation view thereof.

FIG. 3 is a rear elevation view thereof.

FIG. 4 is a left side elevation view thereof.

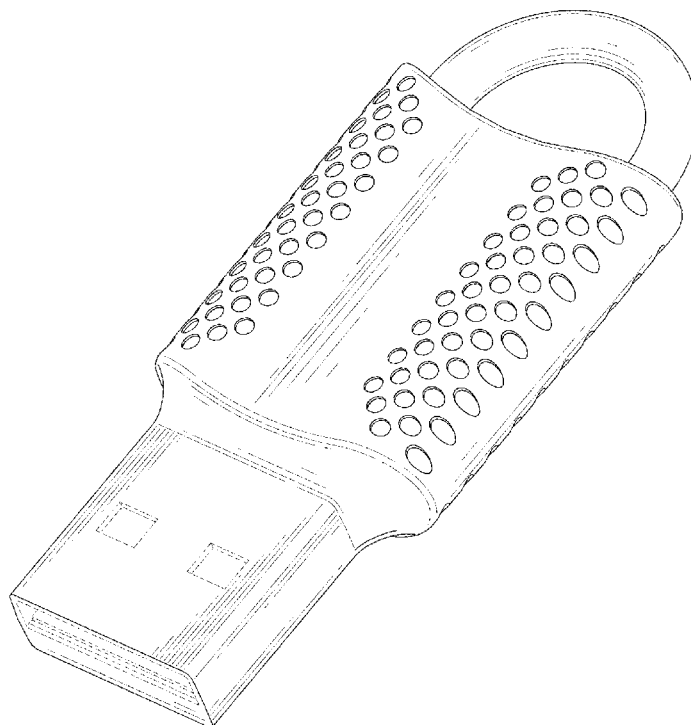
FIG. 5 is a right side elevation view thereof.

FIG. 6 is a top plan view thereof; and,

FIG. 7 is a bottom plan view thereof.

The broken lines are environmental structure and form no part of the claimed design.

**1 Claim, 7 Drawing Sheets**



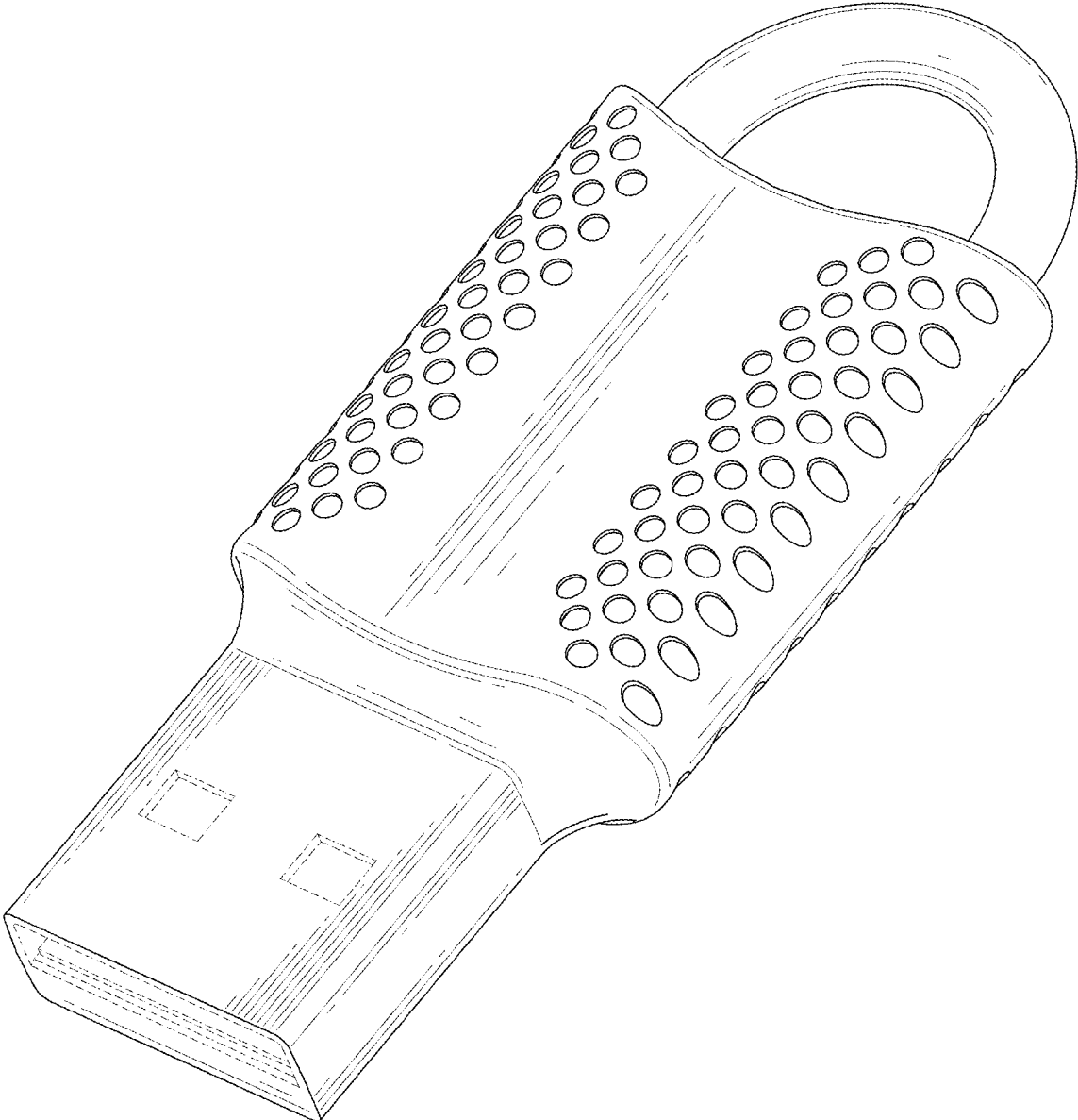


FIG. 1

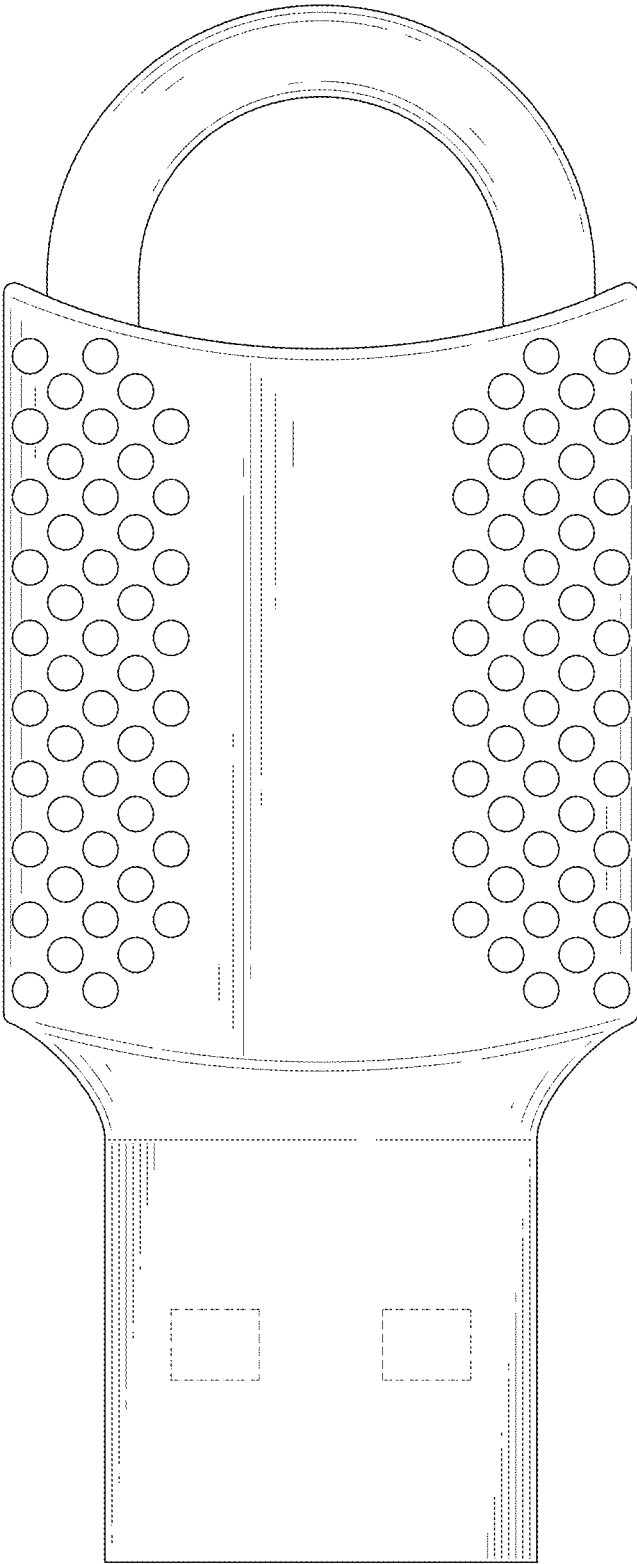


FIG. 2

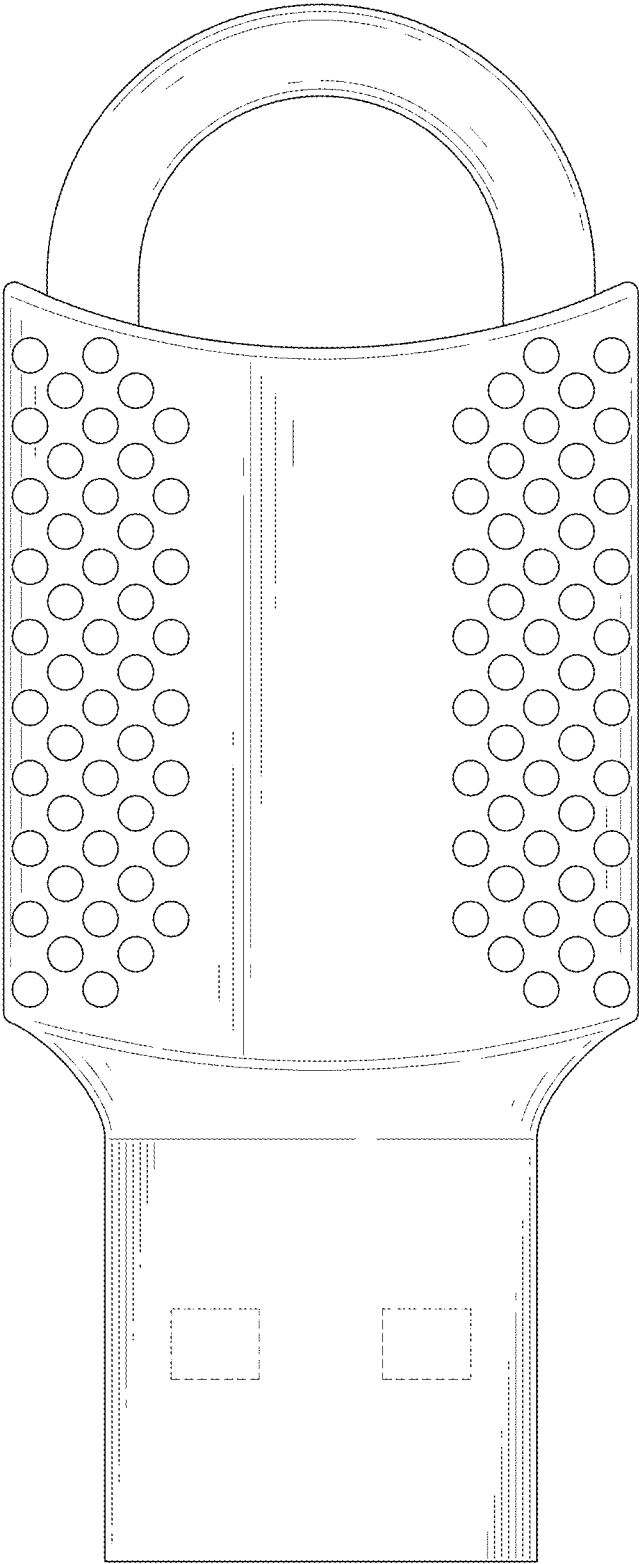


FIG. 3

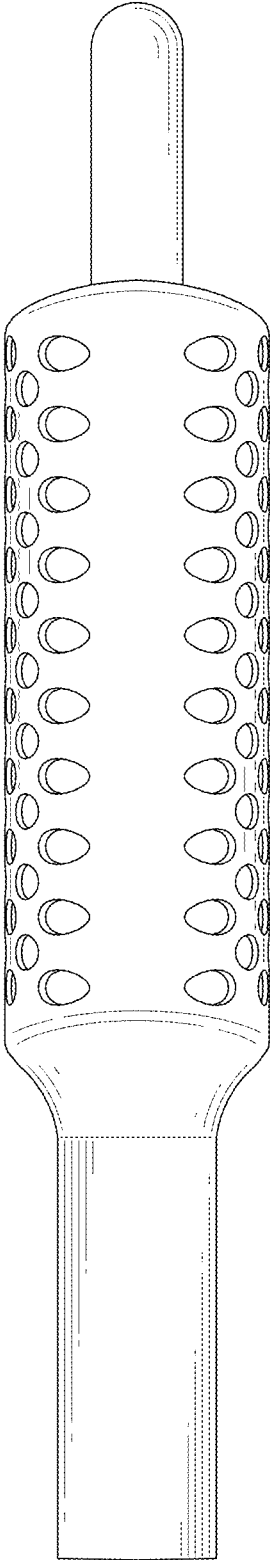


FIG. 4

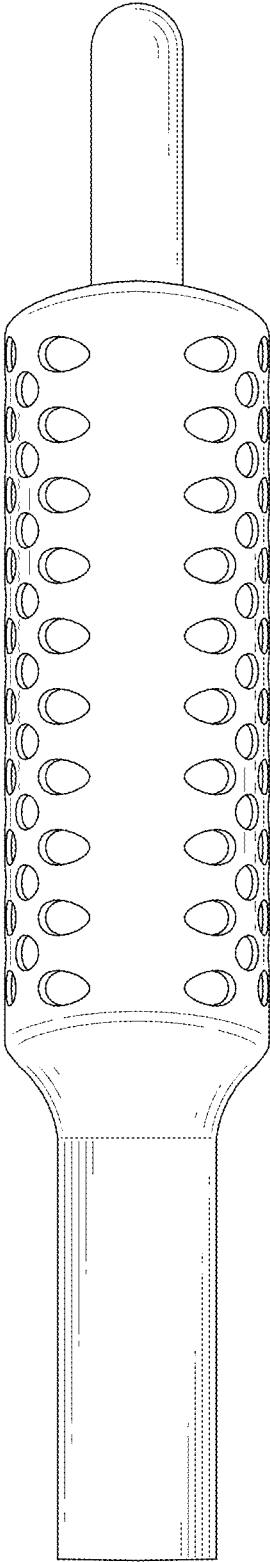


FIG. 5

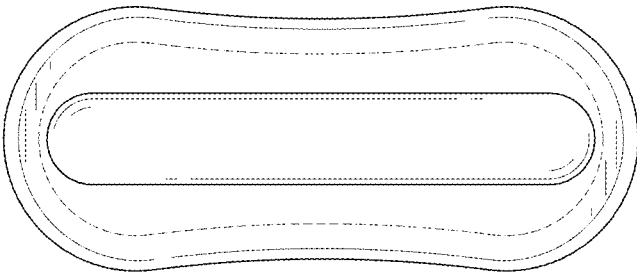


FIG. 6

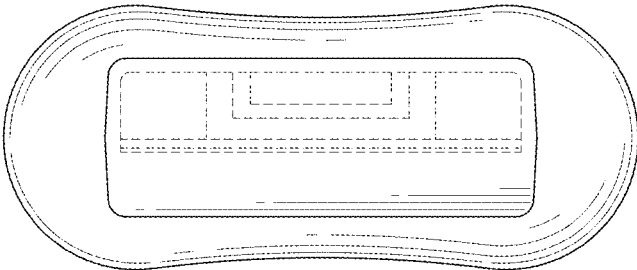


FIG. 7