

(19) World Intellectual Property Organization
International Bureau



(43) International Publication Date
19 June 2008 (19.06.2008)

PCT

(10) International Publication Number
WO 2008/073942 A2

(51) International Patent Classification:
A61K 31/4245 (2006.01) A61K 45/06 (2006.01)
A61P 25/28 (2006.01)

(21) International Application Number:
PCT/US2007/087090

(22) International Filing Date:
12 December 2007 (12.12.2007)

(25) Filing Language: English

(26) Publication Language: English

(30) Priority Data:
60/874,609 12 December 2006 (12.12.2006) US
60/999,761 12 April 2007 (12.04.2007) US
11/953,625 10 December 2007 (10.12.2007) US

(71) Applicant (for all designated States except US): **ABBOTT LABORATORIES** [US/US]; 100 Abbott Park Road, Abbott Park, Illinois 60064 (US).

(72) Inventors; and

(75) Inventors/Applicants (for US only): **GOPALAKRISHNAN, Murali** [US/US]; 1838 South Waxwing Lane, Libertyville, Illinois 60048 (US). **HONORE, Marie, P.** [FR/US]; 1580 Sherman Avenue, Unit 710, Evanston, Illinois 60201 (US). **LEE, Chih-hung** [US/US]; 569 S. Central Park Place, Vernon Hills, Illinois 60061 (US). **MALYSZ, John** [CA/US]; 447 W Weeping Willow Road, Round Lake, Illinois 60073 (US). **Ji, Jianguo** [US/US]; 1973 Sparrow Court, Libertyville, Illinois 60048 (US). **LI, Tao** [CN/US]; 33524 N. Gagewood Court, Grayslake,

Illinois 60030 (US). **SCHRIMPF, Michael, R.** [US/US]; 327 Cambridge Drive, Grayslake, Illinois 60030 (US). **SIPPY, Kevin, B.** [US/US]; 633 Wood Creek Drive, Antioch, Illinois 60002 (US). **ANDERSON, David, J.** [US/US]; 455 Sunset Terrace, Lake Bluff, Illinois 60044 (US).

(74) Agent: **CHEN, Portia**; Abbott Laboratories, Dept. 0377, Bldg. AP6A-1A, 100 Abbott Park Road, Abbott Park, Illinois 60064 (US).

(81) Designated States (unless otherwise indicated, for every kind of national protection available): AE, AG, AL, AM, AT, AU, AZ, BA, BB, BG, BH, BR, BW, BY, BZ, CA, CH, CN, CO, CR, CU, CZ, DE, DK, DM, DO, DZ, EC, EE, EG, ES, FI, GB, GD, GE, GH, GM, GT, HN, HR, HU, ID, IL, IN, IS, JP, KE, KG, KM, KN, KP, KR, KZ, LA, LC, LK, LR, LS, LT, LU, LY, MA, MD, ME, MG, MK, MN, MW, MX, MY, MZ, NA, NG, NI, NO, NZ, OM, PG, PH, PL, PT, RO, RS, RU, SC, SD, SE, SG, SK, SL, SM, SV, SY, TJ, TM, TN, TR, TT, TZ, UA, UG, US, UZ, VC, VN, ZA, ZM, ZW.

(84) Designated States (unless otherwise indicated, for every kind of regional protection available): ARIPO (BW, GH, GM, KE, LS, MW, MZ, NA, SD, SL, SZ, TZ, UG, ZM, ZW), Eurasian (AM, AZ, BY, KG, KZ, MD, RU, TJ, TM), European (AT, BE, BG, CH, CY, CZ, DE, DK, EE, ES, FI, FR, GB, GR, HU, IE, IS, IT, LT, LU, LV, MC, MT, NL, PL, PT, RO, SE, SI, SK, TR), OAPI (BF, BJ, CF, CG, CI, CM, GA, GN, GQ, GW, ML, MR, NE, SN, TD, TG).

Published:
— without international search report and to be republished upon receipt of that report



WO 2008/073942 A2

(54) Title: PHARMACEUTICAL COMPOSITIONS AND THEIR METHODS OF USE

(57) Abstract: The invention relates to a composition comprising a neuronal nicotinic receptor ligand and an $\alpha 4\beta 2$ positive allosteric modulator, a method of using the same, and a related article of manufacture.

PHARMACEUTICAL COMPOSITIONS AND THEIR METHODS OF USE

BACKGROUND OF THE INVENTIONCross-Reference to Related Applications

5 This application claims the benefit of U.S. Patent Application Serial No. 60/874,609, filed December 12, 2006, U.S. Patent Application Serial No. 60/999,761, filed April 12, 2007, and U.S. Patent Application Serial No. 11/953,625, filed December 10, 2007, each of which is herein incorporated by reference in its entirety.

10

Technical Field

The invention relates to a composition comprising a neuronal nicotinic receptor ligand and an $\alpha 4\beta 2$ allosteric modulator, a method of using the same, and a related article of manufacture.

15

Description of Related Technology

Neuronal nicotinic receptors, especially $\alpha 4\beta 2$ neuronal nicotinic acetylcholine receptors (nAChRs) have been targeted for pain and various central nervous system diseases. Antisense knockdown of the $\alpha 4$ subunit was found to decrease the analgesic effect of agonists (Bitner RS, Nikkel AL, Curzon P, Donnelly-Roberts DL, Puttfarcken PS, Namovic M, Jacobs IC, Meyer MD, and Decker MW (2000) *Brain Res.* 871:66-74). Reduced antinociceptive responses to nicotine also is seen in $\alpha 4$ gene knockout animals (Marubio LM, Arroyo-Jimenez MD, Cordero-Erausquin M, Lena C, Le Novere N, d'Exaerde AD, Huchet M, Damaj MI, and Changeux JP (1999) *Nature* 398:805-810). Both $\alpha 4$ and $\beta 2$ nAChRs are responsible for mediating nicotinic analgesia at supraspinal responses and spinal sites (Decker, MW, Rueter, LE and Bitner, RS (2004) Nicotinic acetylcholine receptor agonists: a

potential new class of analgesics, *Curr Top Med Chem.*, 4: 369-384). Antinociceptive effects through $\alpha 4\beta 2$ nAChRs are generally attributed to stimulation of brainstem monoaminergic transmission, particularly in the raphe (Cucchiario G, Chaijale N, and Commons KG (2005) *J Pharmacol Exp Ther.* 5 313:389-394). However, $\alpha 4\beta 2$ stimulation of GABAergic and glycinergic inhibitory transmission in the spinal cord also may contribute (Rashid MH, Furue H, Yoshimura M, and Ueda H (2006) *Pain* 125:125-135).

Central $\alpha 3^*$ nAChRs may contribute to nicotinic analgesia (Khan IM, Wennerholm M, Singletary E, Polston K, Zhang L, Deerinck T, Yaksh TL, and 10 Taylor P (2004) *J Neurocytol.* 33:543-556), but $\alpha 3\beta 4$ ligands are of little interest because of likely autonomic side effects. Indeed, the goal has been to avoid $\alpha 3^*$ neuronal nicotinic receptor (NNR), as the dose-limiting emetic liability of nonselective compounds has been attributed to activation of $\alpha 3$ containing nAChRs. $\alpha 3^*$ nAChRs are expressed in the enteric nervous 15 system as well as in other components of the peripheral and central nervous systems. Area postrema and nucleus tractus solitarius are brainstem nuclei thought to be involved in nausea and emesis. $\alpha 3^*$ nAChRs in the dorsal motor nucleus of the vagus and in nucleus tractus solitarius have been implicated in gastric and blood pressure responses to nicotine injected locally 20 (Ferreira M, Singh A, Dretchen KL, Kellar KJ, and Gillis RA (2000) *J.Pharmacol.Exp.Ther.* 294:230-238).

Compounds with varying degrees of selectivity for $\alpha 4\beta 2$ nAChRs over other nicotinic subtypes ($\alpha 3$, $\alpha 7$, $\alpha 1$ -containing) have been discovered over the years. For example, ABT-594 (referred to as Compound A in this 25 application) was efficacious across a number of rodent models of nociception including acute thermal, chemogenic, neuropathic, and visceral pain (Decker MW, Meyer MD, and Sullivan JP (2001) *Expert Opinion on Investigational Drugs* 10:1819-1830). Available data suggest that ligands with selectivity for the $\alpha 4\beta 2$ nAChRs over $\alpha 3\beta 4$ efficacy is preferred for low adverse event 30 profiles. In theory, the therapeutic index could be expanded by (a) reducing $\alpha 3\beta 4$ activity or (b) increasing $\alpha 4\beta 2$ efficacy without increasing $\alpha 3\beta 4$ activity. The latter may be achieved by an $\alpha 4\beta 2$ selective positive allosteric modulator (PAM) either alone or in combination with exogenous $\alpha 4\beta 2$ agonist. Positive

allosteric modulators can potentiate effects by enhancing the efficacy and or potency of agonists. Accordingly, an $\alpha 4\beta 2$ selective positive allosteric modulator can selectively enhance effects at the preferred $\alpha 4\beta 2$ nAChRs over other nAChR subtypes.

5 Initially known positive allosteric modulators of the $\alpha 4\beta 2$ nAChRs have been nonselective and not very potent. For example, nefiracetam has been reported to potentiate $\alpha 4\beta 2$ nAChR responses (Narahashi T, Moriguchi S, Zhao X, Marszalec W, and Yeh JZ (2004) *Biol.Pharm.Bull.* 27:1701-1706.). More recently, subtype selective PAMs have been disclosed. Compounds
10 like 3-(3-pyridin-3-yl-1,2,4-oxadiazol-5-yl) benzonitrile and others have been described with robust $\alpha 4\beta 2$ PAM effects with little modulatory activity at other subtypes such as $\alpha 3\beta 4$ (e.g., see WO 2006/114400, published November 2, 2006).

Pain is an unmet medical need and the methods and possibilities for
15 treatments of such indications are insufficient. Although continued efforts are being made to treat pain using nAChR agonists, robust efficacy in pain may be limited by the range of side effects associated with their use, albeit to differing degrees. In light of the significance of chronic pain and the limitations in their treatment, it would be beneficial to identify new methods of
20 treating such disorders, particularly in a manner that reduces adverse ganglionic effects such as at the gastrointestinal systems (e.g. emesis). It would be particularly beneficial to identify compounds and compositions that offer an opportunity to wide the therapeutic window of nicotinic (nAChR) agonists in pain. Enhanced efficacy with nAChR ligands for the treatment of
25 other central nervous system diseases such as cognitive and attention deficits is also desirable.

SUMMARY OF THE INVENTION

30 This invention provides compositions that are useful for treatment of diseases or disorders related to the nicotinic acetylcholine receptor (nAChR) with enhanced efficacy and less side effects than nicotinic agents alone. In part, the invention relates to a composition wherein the efficacy of a nicotinic

(nAChR) agent is enhanced by co-dosing a nicotinic ligand with a positive allosteric modulator (PAM) of nAChR subtype $\alpha 4\beta 2$. The invention relates to compositions for treatment of individuals with nAChR-mediated diseases or disorders, and particularly for pain or CNS disorders, which involves a
5 combination of a nicotinic ligand with an $\alpha 4\beta 2$ positive allosteric modulator. The invention provides a synergistic combination of a nicotinic agonist or partial agonist with a $\alpha 4\beta 2$ positive allosteric modulator. The invention further provides for the treatment or prevention of nAChR-mediated diseases and disorders, particularly pain and central nervous system disorders, in
10 mammals, and particularly in humans. Such combination enhances the efficacy of $\alpha 4\beta 2$ ligand and can provide a beneficial alternative to current treatments.

In one embodiment, the invention relates to a composition comprising (i) a nicotinic acetylcholine receptor ligand; and (ii) a nicotinic acetylcholine
15 receptor subtype $\alpha 4\beta 2$ selective positive allosteric modulator, in admixture with at least one pharmaceutically acceptable excipient. The preferred nicotinic acetylcholine receptor ligand is a nicotinic acetylcholine receptor subtype $\alpha 4\beta 2$ ligand. The invention is most beneficial wherein the amounts of (i) and (ii) together are effective in treating nAChR-mediated disease states,
20 for example pain. Other CNS diseases where $\alpha 4\beta 2$ nAChRs are involved, such as cognition and attention disorders, may also benefit.

In another embodiment, the invention relates to method for use in treating or preventing pain, including neuropathic pain, and cognitive disorders in a patient, comprising: (i) administering an amount of a nicotinic
25 acetylcholine receptor ligand to the patient; and (ii) administering an amount of a nicotinic acetylcholine receptor subtype $\alpha 4\beta 2$ allosteric modulator to the patient; wherein the amounts of (i) and (ii) together are more effective in treating pain or cognitive disorders. The preferred nicotinic acetylcholine receptor ligand is a neuronal nicotinic receptor subtype $\alpha 4\beta 2$ ligand. The
30 invention also relates to use of a nicotinic acetylcholine receptor subtype $\alpha 4\beta 2$ allosteric modulator in combination of a pharmaceutical active agent that improves cholinergic function to treat attention or cognitive dysfunction. Use of a nicotinic acetylcholine receptor subtype $\alpha 4\beta 2$ allosteric modulator in

combination with a pharmaceutical active agent used to treat neuropsychological dysfunction also is described.

Yet another embodiment of the invention relates to an article of manufacture, comprising: (i) a first pharmaceutical dosage form comprising at least one nicotinic acetylcholine receptor ligand; (ii) a second pharmaceutical dosage form comprising at least one nicotinic acetylcholine receptor subtype $\alpha 4\beta 2$ positive allosteric modulator, wherein the article contains first and second pharmaceutical dosage forms.

Radiolabelled compounds useful for evaluating the binding affinity of nicotinic acetylcholine receptor subtype $\alpha 4\beta 2$ positive allosteric modulators also are described herein. Radiolabelled $\alpha 4\beta 2$ positive allosteric modulators also are disclosed.

The embodiments of the invention, how to prepare them, and how to use them are further described herein.

BRIEF DESCRIPTION OF THE DRAWINGS

Figures 1A and 1B depict responses of a representative nicotinic acetylcholine receptor ligand, 5-[(2R)-azetidin-2-ylmethoxy]-2-chloropyridine (Compound A) in the absence and presence of a nicotinic acetylcholine receptor subtype $\alpha 4\beta 2$ positive allosteric modulator, 3-(3-(pyridin-3-yl)-1,2,4-oxadiazol-5-yl)benzotrile (PAM, Compound 1), at human $\alpha 4\beta 2$ or $\alpha 3\beta 4$ nicotinic acetylcholine receptor subtypes expressed in HEK-293 cells. The data demonstrate a leftward shift in potency (EC_{50} value) at $\alpha 4\beta 2$, but not $\alpha 3\beta 4$, nAChRs.

Figures 2A and 2B depict responses of another representative nicotinic acetylcholine receptor ligand, (3R)-1-pyridin-3-ylpyrrolidin-3-amine (Compound B), in the absence and presence of an $\alpha 4\beta 2$ positive allosteric modulator, 3-(3-(pyridin-3-yl)-1,2,4-oxadiazol-5-yl)benzotrile (PAM, Compound 1), at human $\alpha 4\beta 2$ or $\alpha 3\beta 4$ nicotinic receptor subtypes expressed in HEK-293 cells. Again, the data demonstrate a leftward shift in potency (EC_{50} value) of the nAChR agonist at $\alpha 4\beta 2$, but not $\alpha 3\beta 4$ nAChRs.

Figure 3A and 3B graphically represents the effect of $\alpha 4\beta 2$ positive allosteric modulator in enhancing the effect of a nAChR partial agonist, such as 2-methyl-3-(2-(S)-pyrrolidinylmethoxy)pyridine (Compound C, also known as ABT-089; Reuter, L.E., Anderson, D.J., Briggs, C.A., Donnelly-Roberts et al., CNS Drug Rev., 10 (2), 167-182, 2004). Compound C alone does not evoke a calcium response, but when co-applied with the PAM, 3-(3-(pyridin-3-yl)-1,2,4-oxadiazol-5-yl)benzotrile (Compound 1), evoked robust responses at $\alpha 4\beta 2$ nAChRs (Figure 3A), but not at $\alpha 3\beta 4$ nAChRs (Figure 3B). Compound C is a representative of other nicotinic partial agonists.

Figure 4A and 4B graphically represents the effect of an $\alpha 4\beta 2$ positive allosteric modulator in enhancing the effect of another nAChR partial agonist (1S,5S)-3-(3,6-diaza-bicyclo[3.2.0]hept-3-yl)-quinoline (Compound D; $\alpha 4\beta 2$ [^3H]cytisine $K_i = 6$ nM)). Compound D alone does not evoke a response, but when co-applied with the PAM, 3-(3-(pyridin-3-yl)-1,2,4-oxadiazol-5-yl)benzotrile (Compound 1), evoked robust responses at $\alpha 4\beta 2$ nAChRs (Figure 4A), but not at $\alpha 3\beta 4$ nAChRs (Figure 4B). Compound D is a representative of other nicotinic partial agonists.

Figure 5 shows correlation of potencies for activation of $\alpha 4\beta 2$ nAChRs by various nicotinic acetylcholine receptor ligands in the presence and absence of an $\alpha 4\beta 2$ PAM, 3-(3-(pyridin-3-yl)-1,2,4-oxadiazol-5-yl)benzotrile (Compound 1). In general, these nicotinic ligands are found to be more potent in activating $\alpha 4\beta 2$ nAChRs in the presence of $\alpha 4\beta 2$ PAM (Compound 1).

Figure 6A graphically represents the effect of an $\alpha 4\beta 2$ PAM, 3-(3-(pyridin-3-yl)-1,2,4-oxadiazol-5-yl)benzotrile (Compound 1), on enhancing the efficacy by 5-[(2R)-azetid-2-ylmethoxy]-2-chloropyridine (Compound A) in reversing neuropathic pain.

Figure 6B graphically represents the dose dependent effect of an $\alpha 4\beta 2$ PAM, 3-(3-(pyridin-3-yl)-1,2,4-oxadiazol-5-yl)benzotrile (Compound 1), on enhancing the neuropathic pain efficacy of 5-[(2R)-azetid-2-ylmethoxy]-2-chloropyridine (Compound A). An ineffective dose of Compound A (1 nmol/kg) demonstrates effect when combined with various doses of $\alpha 4\beta 2$ PAM (Compound 1).

Figure 7A shows dose-dependent effects in neuropathic pain of 5-[(2R)-azetidin-2-ylmethoxy]-2-chloropyridine (Compound A) alone, $\alpha 4\beta 2$ PAM, 3-(3-(pyridin-3-yl)-1,2,4-oxadiazol-5-yl)benzotrile (Compound 1), alone and a combination of Compound 1 (3.5 $\mu\text{mol/kg}$) with various doses of Compound A. An $\alpha 4\beta 2$ PAM (Compound 1) alone is ineffective. However, in the presence of Compound 1 the dose response curve of Compound A in the Chung model of neuropathic pain shifts to the left.

Figure 7B shows the effects on emesis in ferrets. The effects of 5-[(2R)-azetidin-2-ylmethoxy]-2-chloropyridine (Compound A) alone, $\alpha 4\beta 2$ PAM, 3-(3-(pyridin-3-yl)-1,2,4-oxadiazol-5-yl)benzotrile (Compound 1), alone and a combination of Compound 1 (3.5 $\mu\text{mol/kg}$) with various doses of Compound A are shown. An $\alpha 4\beta 2$ PAM (Compound 1) alone does not cause emesis, and does not shift the dose response curve of Compound A in the ferret model of emesis.

Figure 8A and 8B show plasma level analysis in models of neuropathic pain and emesis. The efficacy of Compound A is shifted left-ward as shown in Figure 8A, but no shift in effects on emesis are shown in Figure 8B. The maximal efficacy of Compound A can be realized in neuropathic pain without incidence of emesis, in presence of $\alpha 4\beta 2$ PAM, 3-(3-(pyridin-3-yl)-1,2,4-oxadiazol-5-yl)benzotrile (Compound 1). The data demonstrates that the therapeutic window of $\alpha 4\beta 2$ nAChR agonists is wider in the presence of $\alpha 4\beta 2$ PAM.

Figure 9 shows the efficacy of a partial agonist, Compound D, in the presence and absence of $\alpha 4\beta 2$ PAM, 3-(3-(pyridin-3-yl)-1,2,4-oxadiazol-5-yl)benzotrile (Compound 1). In the example illustrated, Compound D when administered alone is ineffective in relieving pain. When co-dosed with $\alpha 4\beta 2$ PAM (Compound 1), Compound D demonstrates effect, and the data demonstrate that Compound D provides significant relief of neuropathic pain in rats.

Figure 10 is a graphical representation of specific binding to receptor sites in human brain membranes (fmoles per mg protein) as a function of the concentration of a radioligand [^3H]-3-(5-(pyridin-3-yl)-1,2,4-oxadiazol-3-yl)benzotrile ([^3H]-POB, nM).

DETAILED DESCRIPTION OF THE INVENTION

Compounds suitable for the composition, method, and article of
5 manufacture for the invention are any chemical compounds for which $\alpha 4\beta 2$
nicotinic receptor activity can be identified.

Although typically it may be recognized that an asterisk is used to
indicate that the exact subunit composition of a receptor is uncertain, for
example $\alpha 4\beta 2^*$ indicates a receptor that contains the $\alpha 4$ and $\beta 2$ subunits
10 proteins in combination with other subunits.

It has been found that the efficacy of nicotinic receptor ligands
surprisingly can be improved by combining a nicotinic acetylcholine receptor
ligand, particularly an $\alpha 4\beta 2$ receptor ligand (agonist, partial agonist), with a
nicotinic acetylcholine receptor $\alpha 4\beta 2$ subtype selective positive allosteric
15 modulator (PAM). Such combinations are highly efficient for improving the
efficacy of $\alpha 4\beta 2$ ligand for treatment of pain and other disease indications
such as cognitive deficits when compared to administration of an $\alpha 4\beta 2$
receptor ligand alone.

20 Nicotinic Acetylcholine Subtype $\alpha 4\beta 2$ Receptor Ligand

Nicotinic acetylcholine subtype $\alpha 4\beta 2$ receptor ligands modulate the
function by altering the activity of the receptor. Suitable compounds also can
be partial agonists that partially block or partially activate the $\alpha 4\beta 2$ receptor or
agonists that activate the receptor. Nicotinic acetylcholine receptor $\alpha 4\beta 2$
25 receptor ligands suitable for the invention can include full agonists or partial
agonists. Compounds modulating activity of nicotinic acetylcholine receptor
 $\alpha 4\beta 2$ subtype are suitable for the invention regardless of the manner in which
they interact with the receptor.

One manner for characterizing $\alpha 4\beta 2$ receptor ligands is by a binding
30 assay. [^3H]-Cytisine binding values (" K_i Cyt") of compounds of the invention
ranged from about .001 nanomolar to greater than 100 micromolar. Preferred
compounds for the composition demonstrate binding values of from about
.001 nanomolar to 10 micromolar. The [^3H]-cytisine binding assays have

been well reported; however, further details for carrying out the assays can be obtained in International Publication No. WO 99/32480; U.S. Patent Nos. 5,948,793 and 5,914,328; WO 2004/018607; U.S. Patent No. 6,809,105; WO 00/71534; and U.S. Patent No. 6,833,370.

5 Accordingly, $\alpha 4\beta 2$ receptor ligands suitable for the invention can be compounds of various chemical classes. Particularly, some examples of $\alpha 4\beta 2$ receptor ligands suitable for the invention include, but are not limited to heterocyclic ether derivatives, for example as described in International
10 Publication No. WO 99/32480, published July 1, 1999 and further described and claimed in U.S. Patent Nos. 5,948,793, issued September 7, 1999, and 5,914,328, issued June 22, 1999; N-substituted diazabicyclic derivatives, for example as described in International Publication No. WO 2004/0186107,
15 published September 23, 2004, and further described and claimed in U.S. Patent No. 6,809,105, issued October 26, 2004; heterocyclic substituted amino azacycles, for example as described in International Publication No. WO 00/71534, published November 30, 2000, and further described and
20 claimed in U.S. Patent No. 6,833,370, issued December 21, 2004; all of which are hereby incorporated by reference in their entirety. Further description and methods for preparing the compounds have been reported in the patents,
20 patent publications, and international patent publications cited.

 Additional examples of $\alpha 4\beta 2$ receptor ligands suitable for the invention include, but are not limited to aryl-fused azapolycyclic compounds, for example as described in International Publication No. WO 2001062736,
25 published August 30, 2001; aryl-substituted olefinic amine compounds, for example as described in International Publication Nos. WO 9965876,
30 published December 23, 1999, and WO 00/75110, published December 14, 2000; pyridopyranoazepine derivatives, for example as described in US Patent No. 6,538,003, published March 25, 2003; benzylidene- and cinnamylidene- anabaseines, for examples as described in International
30 Publication No. WO 99/10338, published March 4, 1999; and 3-pyridoxylalkyl heterocyclic ether compounds, for example as described in International Publication No. WO 96/040682, published December 19, 1996; all of which are hereby incorporated by reference in their entirety. Further description and

methods for preparing the compounds have been reported in the patents and international patent publications cited.

Other compounds reported as demonstrating $\alpha 4\beta 2$ ligands include, but are not limited to, TC-1734 (ispronicline), GTS-21, 4-hydroxy-GTS-21, TC-5619, TC-2696, dianicline and varenicline, which are all described in the publicly available literature.

Specific examples of compounds contemplated for the $\alpha 4\beta 2$ receptor ligands include, but are not limited to,

5-[(2R)-azetidin-2-ylmethoxy]-2-chloropyridine;
 (3R)-1-pyridin-3-ylpyrrolidin-3-amine;
 2-methyl-3-(2-(S)-pyrrolidinylmethoxy)pyridine;
 3-(5,6-dichloro-pyridin-3-yl)-1S,5S-3,6-diazabicyclo[3.2.0]heptane;
 (R,R)-1-(pyridin-3-yl)octahydro-pyrrolo[3,4-b]pyrrole;
 6,10-methano-6H-pyrazino[2,3-h][3]benzazepine;
 7,8,9,10-tetrahydro-(2S,4E)-N-methyl-5-(5-isopropoxy-3-pyridyl)-4-penten-2-amine;
 (2S,4E)-N-methyl-5-(5-methoxy-3-pyridyl)-4-penten-2-amine;
 (2S,4E)-N-methyl-5-(5-ethoxy-3-pyridyl)-4-penten-2-amine;
 (2S,4E)-N-methyl-3-pyrimidine-4-penten-2-amine;
 (5aS,8S,10aR)-5a,6,9,10-tetrahydro-7H,11H-8,10a-methanopyrido[2',3':5,6]pyrano[2,3-d]azepine;
 3-[1-(2,4-dimethoxy-phenyl)-meth-(E)-ylidene]-3,4,5,6-tetrahydro-[2,3']bipyridinyl; and
 3-[1-(2-methoxy-4-hydroxyphenyl)-meth-(E)-ylidene]-3,4,5,6-tetrahydro-[2,3']bipyridinyl;
 or pharmaceutically acceptable salts thereof.

Nicotinic Acetylcholine Subtype $\alpha 4\beta 2$ Receptor Positive Allosteric Modulator

Positive allosteric modulators are compounds that potentiate receptor responses to acetylcholine without themselves triggering receptor activation or desensitization, or either, of the receptor.

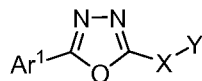
One manner for characterizing $\alpha 4\beta 2$ positive allosteric modulator activity is by characterization in human HEK cells expressing the human

nicotinic acetylcholine receptor subtype $\alpha 4\beta 2$, particularly by use of
Fluorescent Image Plate Reader technology. Such assay has been reported
and further details for carrying out the assays can be obtained in International
Publication Nos. WO 2006/114400, published November 2, 2006. Another
5 method to identify and characterize allosteric modulator activity is by
expressing the $\alpha 4\beta 2$ subunits in *Xenopus* oocytes or cell lines, and by
measuring effects on ligand-evoked current responses as previously
described (Curtis L, Buisson B, Bertrand S and Bertrand, D., 2002; Molecular
Pharmacology, 61: 127-135).

10 Steroid hormones represent a family of molecules with varying
modulatory effects on nAChRs as well as other members of the LGIC
superfamily. For example, positive allosteric modulation of human $\alpha 4\beta 2$
nAChRs expressed either in *Xenopus* oocytes or in human embryonic kidney
cells was reported with 17 β -estradiol (Curtis L, Buisson B, Bertrand S. and
15 Bertrand D, 2002; Molecular Pharmacology, 61: 127-135). Examples of
compounds reported as selective $\alpha 4\beta 2$ positive allosteric modulators are
oxadiazole derivatives, for example as described in WO 2006/114400.

Another suitable $\alpha 4\beta 2$ positive allosteric modulator is 3,5-
diphenylisoxazole, which is commercially available from Sigma Aldrich, St.
20 Louis, Missouri, USA.

Other suitable examples of $\alpha 4\beta 2$ positive allosteric modulators include,
but are not limited to, oxadiazole derivatives. Suitable oxadiazole derivatives
can include 1,2,4-oxadiazole derivatives and 1,3,4-oxadiazole derivatives.
Examples of 1,3,4-oxadiazole derivatives are described in co-pending U.S.
25 Patent Application No. 61/000,295, filed on April 12, 2007, wherein the
methods of preparation disclosed are incorporated by reference herein. Such
compounds have the formula (I):



(I)

30

or are pharmaceutically acceptable salts and prodrugs thereof, wherein

X is a bond, O, NR¹, S, or C₁-C₃ alkylene;

Y represents a monocyclic aryl, cycloalkyl, heterocycle, or heteroaryl group;

Ar¹ represents a monocyclic aryl or a heteroaryl group; and

5 R¹ is hydrogen, alkyl, haloalkyl or arylalkyl.

X is selected from a bond, O, NR¹, S, or C₁-C₃ alkylene, wherein R¹ is selected from hydrogen, alkyl, haloalkyl, and arylalkyl. Preferably, X is a bond. Preferably, R¹ is hydrogen or alkyl.

Y represents a monocyclic aryl, cycloalkyl, heterocycle, or heteroaryl group, which can be substituted or unsubstituted with substituents. Examples of suitable heterocycle groups can include, but are not limited to, pyrrolidine, piperidine, and the like. Examples of suitable heteroaryl groups can include, but are not limited to, thienyl, furanyl, pyridinyl, pyrazinyl, and the like. A preferred monocyclic aryl group is substituted or unsubstituted phenyl.

15 Suitable substituents for the monocyclic aryl, heterocycle, or heteroaryl group are, for example, alkyl, cycloalkyl, cycloalkylalkyl, halo, haloalkyl, hydroxyl, alkoxy, haloalkoxy, nitro, and cyano.

Ar₁ represents a monocyclic aryl, such as substituted or unsubstituted phenyl, or heteroaryl group. Examples of suitable heteroaryl groups include, but are not limited, thienyl, furanyl, pyrrolyl, pyrazolyl, thiazolyl, 1,3,4-thiadiazolyl, and pyridinyl, each of which can be unsubstituted or substituted with one, two, or three substituents selected from alkyl, cycloalkyl, cycloalkylalkyl, halo, haloalkyl, hydroxyl, alkoxy, haloalkoxy, nitro, cyano, and amino.

25 In one embodiment, suitable 2,5-disubstituted-1,3,4-oxadiazole derivatives can have the formula (I) wherein X is a bond; Y is aryl, cycloalkyl, heterocycle, or heteroaryl; and Ar¹ is monocyclic aryl or heteroaryl.

In another embodiment, suitable 2,5-disubstituted-1,3,4-oxadiazole derivatives can have the formula (I) wherein X is a bond; Y is monocyclic cycloalkyl, phenyl, thienyl, furyl, pyridinyl, pyrazinyl, pyrrolidinyl, or piperidinyl optionally substituted with one or more of the substituents selected from the group consisting of alkyl, halogen, haloalkyl, hydroxy, alkoxy, haloalkoxy, nitro and cyano; and Ar¹ is phenyl, thienyl, furyl, pyrrolyl, pyrazolyl, thiazolyl, 1,3,4-thiadiazolyl, pyrimidinyl, pyrazinyl, or pyridinyl optionally substituted with one

or more of the substituents selected from the group consisting of alkyl, alkylcarbonyl, alkylsulfonyl, alkythio, arylalkyl, aryloxy, arylalkyloxy, halogen, haloalkyl, hydroxy, alkoxy, haloalkoxy, nitro, cyano, and NZ^1Z^2 , wherein Z^1 and Z^2 are hydrogen, alkyl, alkylcarbonyl, alkoxycarbonyl, aryl, arylalkyl, and
 5 formyl.

In another embodiment, the suitable 2,5-disubstituted-1,3,4-oxadiazole derivatives can have the formula (I) wherein X is a bond; Y is pyridyl; and Ar^1 is phenyl, pyrimidinyl, pyrazinyl, or pyridinyl optionally substituted with one or more of the substituents selected from the group consisting of alkyl, halogen,
 10 haloalkyl, hydroxy, alkoxy, haloalkoxy, nitro, cyano, and NZ^1Z^2 , wherein Z^1 and Z^2 are hydrogen, alkyl, alkylcarbonyl, alkoxycarbonyl, aryl, arylalkyl, and formyl.

Other suitable examples of compounds reported as $\alpha 4\beta 2$ positive allosteric modulators are oxadiazole derivatives, for example as described in
 15 WO 2006/114400, published November 2, 2006. Further examples of oxadiazole compounds that are suitable as $\alpha 4\beta 2$ positive allosteric modulators are also provided in WO 02/100826, published December 19, 2002. Yet other suitable examples of $\alpha 4\beta 2$ positive allosteric modulators include, but are not limited to, compounds of the formula (II):



or are pharmaceutically acceptable salts thereof, wherein

Ar^2 is monocyclic aryl or monocyclic heteroaryl, wherein the aryl or heteroaryl is substituted or unsubstituted, and, when substituted, the aryl or
 25 heteroaryl is substituted with 1, 2, 3, or 4 substituents selected from halo, C_1 - C_6 haloalkyl, C_6 - C_{10} aryl, C_4 - C_7 cycloalkyl, C_2 - C_6 alkenyl, C_2 - C_6 alkynyl, C_5 - C_{10} heteroaryl, C_4 - C_{10} heterocycle, C_1 - C_6 alkyl, $-(C_1-C_6 \text{ alkyl})NHC(O)O-(C_1-C_6 \text{ alkyl})$, C_1 - C_6 hydroxyalkyl, C_1 - C_6 alkylcarbonyl, amino, hydroxyl, haloalkyl- $C(O)-$, haloalkyl- SO_2- , alkyl- SO_2- , $-SO_2NH_2$, $-SO_2NH(C_1-C_6 \text{ alkyl})$, $-SO_2N(C_1-$
 30 $C_6 \text{ alkyl})_2$, cyano, nitro, C_1 - C_6 acylamino, C_1 - C_6 alkoxy, $-C(O)NH_2$, $-C(O)O-(C_1-C_6 \text{ alkyl})$, and carboxy; and

Ar^3 is monocyclic aryl or monocyclic heteroaryl, wherein the aryl or

heteroaryl is substituted or unsubstituted, and, when substituted, the aryl or heteroaryl is substituted with a substituent selected from halo, C₁-C₆ haloalkyl, C₆-C₁₀ aryl, C₄-C₇ cycloalkyl, C₂-C₆ alkenyl, C₂-C₆ alkynyl, C₅-C₁₀ heteroaryl, C₁-C₆ alkyl, C₁-C₆ hydroxyalkyl, amino, hydroxyl, haloalkyl-SO₂-, cyano, nitro,
 5 C₁-C₆ acylamino, C₁-C₆ alkoxy, -N(C₁-C₆ alkyl)₂, and carboxy.

In one embodiment, suitable 3,5-disubstituted-1,2,4-oxadiazole derivatives can have the formula (I) wherein Ar² is substituted monocyclic aryl or monocyclic heteroaryl, which can be substituted or unsubstituted, and Ar³ is substituted monocyclic aryl or heteroaryl, which can be substituted or
 10 unsubstituted. When the aryl or heteroaryl group for Ar² is substituted the substituent is selected from halo, C₁-C₆ haloalkyl, C₆-C₁₀ aryl, C₄-C₇ cycloalkyl, C₂-C₆ alkenyl, C₂-C₆ alkynyl, C₅-C₁₀ heteroaryl, C₄-C₁₀ heterocycle, C₁-C₆ alkyl, -(C₁-C₆ alkyl)NHC(O)O-(C₁-C₆ alkyl), C₁-C₆ hydroxyalkyl, C₁-C₆ alkylcarbonyl, amino, hydroxyl, haloalkyl-C(O)-, haloalkyl-SO₂-, alkyl-SO₂-, -
 15 SO₂NH₂, -SO₂NH(C₁-C₆ alkyl), -SO₂N(C₁-C₆ alkyl)₂, cyano, nitro, C₁-C₆ acylamino, C₁-C₆ alkoxy, -C(O)NH₂, -C(O)O-(C₁-C₆ alkyl), and carboxy. When the aryl or heteroaryl group for Ar³ is substituted the substituent is selected from halo, C₁-C₆ haloalkyl, C₆-C₁₀ aryl, C₄-C₇ cycloalkyl, C₂-C₆ alkenyl, C₂-C₆ alkynyl, C₅-C₁₀ heteroaryl, C₁-C₆ alkyl, C₁-C₆ hydroxyalkyl,
 20 amino, hydroxyl, haloalkyl-SO₂-, cyano, nitro, C₁-C₆ acylamino, C₁-C₆ alkoxy, -N(C₁-C₆ alkyl)₂, and carboxy. Preferred for monocyclic heteroaryl are pyridine-3-yl, pyridine-4-yl, and pyridine-2(1H)-one.

In another embodiment, suitable 3,5-disubstituted-1,2,4-oxadiazole derivatives can have the formula (I) wherein wherein Ar² is pyridinyl, which
 25 can be substituted or unsubstituted, or substituted phenyl; and Ar³ is pyridinyl, which can be substituted or unsubstituted, or substituted phenyl. The pyridinyl group, when substituted, is substituted with fluoro. The phenyl group is substituted with cyano or halo. It is preferred that the pyridinyl group for Ar² or Ar³ is pyridin-3-yl. The preferred phenyl group is substituted with fluoro,
 30 sulfonamide or cyano, and preferably cyano.

Specific examples of $\alpha 4\beta 2$ positive allosteric modulators are, for example, 3,5-disubstituted-1,2,4-oxadiazole derivatives, such as:

3-(3-(pyridin-3-yl)-1,2,4-oxadiazol-5-yl)benzotrile;

- 3,5-di(pyridin-3-yl)-1,2,4-oxadiazole;
3-(5-(pyridin-3-yl)-1,2,4-oxadiazol-3-yl)benzotrile;
3-(5-(6-fluoropyridin-3-yl)-1,2,4-oxadiazol-3-yl)benzotrile;
5-(5-bromopyridin-3-yl)-3-(pyridin-3-yl)-1,2,4-oxadiazole;
5 3-(pyridin-3-yl)-5-(3-(trifluoromethylsulfonyl)phenyl)-1,2,4-oxadiazole;
3-(3-(6-methylpyridin-3-yl)-1,2,4-oxadiazol-5-yl)benzotrile;
5-(5-(pyrrol-1-yl)pyridin-3-yl)-3-(pyridin-3-yl)-1,2,4-oxadiazole;
5-(3-(pyridin-3-yl)-1,2,4-oxadiazol-5-yl)pyridin-3-ol;
5-(3,4-difluorophenyl)-3-(pyridin-3-yl)-1,2,4-oxadiazole;
10 5-(2,3-difluorophenyl)-3-(pyridin-3-yl)-1,2,4-oxadiazole;
5-(pyrazin-2-yl)-3-(pyridin-3-yl)-1,2,4-oxadiazole;
5-(3,5-difluorophenyl)-3-(pyridin-3-yl)-1,2,4-oxadiazole;
5-(2,3,5-trifluorophenyl)-3-(pyridin-3-yl)-1,2,4-oxadiazole;
5-(2,4,5-trifluorophenyl)-3-(pyridin-3-yl)-1,2,4-oxadiazole;
15 5-(2,5-difluorophenyl)-3-(pyridin-3-yl)-1,2,4-oxadiazole;
5-(4-chloro-2,5-difluorophenyl)-3-(pyridin-3-yl)-1,2,4-oxadiazole;
5-(5-methylpyrazin-2-yl)-3-(pyridin-3-yl)-1,2,4-oxadiazole;
4-(3-(pyridin-3-yl)-1,2,4-oxadiazol-5-yl)benzotrile;
2,3,6-trifluoro-5-(3-(pyridin-3-yl)-1,2,4-oxadiazol-5-yl)phenol;
20 2-fluoro-5-(3-(pyridin-3-yl)-1,2,4-oxadiazol-5-yl)phenol;
2-fluoro-4-(3-(pyridin-3-yl)-1,2,4-oxadiazol-5-yl)phenol;
5-(3-chloro-4-fluorophenyl)-3-(pyridin-3-yl)-1,2,4-oxadiazole;
5-(3,4-dichlorophenyl)-3-(pyridin-3-yl)-1,2,4-oxadiazole;
2-nitro-5-(3-(pyridin-3-yl)-1,2,4-oxadiazol-5-yl)phenol;
25 5-(2,3,6-trifluorophenyl)-3-(pyridin-3-yl)-1,2,4-oxadiazole;
2,2,2-trifluoro-1-(4-(3-(pyridin-3-yl)-1,2,4-oxadiazol-5-yl)phenyl)ethanone;
5-(3-fluorophenyl)-3-(pyridin-3-yl)-1,2,4-oxadiazole;
5-(4-fluorophenyl)-3-(pyridin-3-yl)-1,2,4-oxadiazole;
30 5-(2-fluorophenyl)-3-(pyridin-3-yl)-1,2,4-oxadiazole;
3-fluoro-5-(3-(pyridin-3-yl)-1,2,4-oxadiazol-5-yl)benzotrile;
3-(2,3-difluorophenyl)-5-(pyridin-3-yl)-1,2,4-oxadiazole;
3-(3,4-difluorophenyl)-5-(pyridin-3-yl)-1,2,4-oxadiazole;
5-(2,6-difluorophenyl)-3-(pyridin-3-yl)-1,2,4-oxadiazole;

- 3-(3-(pyridin-3-yl)-1,2,4-oxadiazol-5-yl)benzenesulfonamide;
5-(2,4-difluorophenyl)-3-(pyridin-3-yl)-1,2,4-oxadiazole;
5-(2,3,4-trifluorophenyl)-3-(pyridin-3-yl)-1,2,4-oxadiazole;
5-(3,4,5-trifluorophenyl)-3-(pyridin-3-yl)-1,2,4-oxadiazole;
5
5-(4-chloro-3-fluorophenyl)-3-(pyridin-3-yl)-1,2,4-oxadiazole;
5-(3-nitrophenyl)-3-(pyridin-3-yl)-1,2,4-oxadiazole;
5-(3-(methylsulfonyl)phenyl)-3-(pyridin-3-yl)-1,2,4-oxadiazole;
3-(2-chloropyridin-4-yl)-5-(pyridin-3-yl)-1,2,4-oxadiazole;
3-(3-(pyridin-3-yl)-1,2,4-oxadiazol-5-yl)benzamide;
10
4-(5-(pyridin-3-yl)-1,2,4-oxadiazol-3-yl)pyridin-2(1H)-one;
tert-butyl 3-(3-(pyridin-3-yl)-1,2,4-oxadiazol-5-yl)benzoate;
2-amino-5-(3-(pyridin-3-yl)-1,2,4-oxadiazol-5-yl)phenol;
N,N-dimethyl-4-(5-(pyridin-3-yl)-1,2,4-oxadiazol-3-yl)pyridin-2-amine;
3-(3-(pyridin-3-yl)-1,2,4-oxadiazol-5-yl)benzoic acid;
15
5-(3-(1H-tetrazol-5-yl)phenyl)-3-(pyridin-3-yl)-1,2,4-oxadiazole;
N,N-diethyl-3-(3-(pyridin-3-yl)-1,2,4-oxadiazol-5-yl)benzenesulfonamide;
2-fluoro-5-(3-(pyridin-3-yl)-1,2,4-oxadiazol-5-yl)benzotrile;
3-(3-(1H-tetrazol-5-yl)phenyl)-5-(pyridin-3-yl)-1,2,4-oxadiazole;
20
3-(6-chloropyridin-3-yl)-5-(pyridin-3-yl)-1,2,4-oxadiazole;
5-(6-chloropyridin-3-yl)-3-(pyridin-3-yl)-1,2,4-oxadiazole;
5-(5-(pyridin-3-yl)-1,2,4-oxadiazol-3-yl)pyridin-2(1H)-one;
5-(3-(pyridin-3-yl)-1,2,4-oxadiazol-5-yl)pyridin-2(1H)-one;
N-methyl-3-(3-(pyridin-3-yl)-1,2,4-oxadiazol-5-yl)benzenesulfonamide;
25
3-(3-(pyridin-3-yl)-1,2,4-oxadiazol-5-yl)aniline;
(3-(3-(pyridin-3-yl)-1,2,4-oxadiazol-5-yl)phenyl)methanamine;
5-(2-chloropyridin-4-yl)-3-(pyridin-3-yl)-1,2,4-oxadiazole;
4-(3-(pyridin-3-yl)-1,2,4-oxadiazol-5-yl)pyridin-2(1H)-one;
tert-butyl 3-(3-(pyridin-3-yl)-1,2,4-oxadiazol-5-yl)benzylcarbamate;
30
5-(3-bromophenyl)-3-(pyridin-3-yl)-1,2,4-oxadiazole;
1-(3-(3-(pyridin-3-yl)-1,2,4-oxadiazol-5-yl)phenyl)pyrrolidin-2-one;
tert-butyl 3-(3-(pyridin-3-yl)-1,2,4-oxadiazol-5-yl)phenylcarbamate;
N,N-dimethyl-1-(3-(3-(pyridin-3-yl)-1,2,4-oxadiazol-5-yl)phenyl)methanamine;

5-(3-(piperazin-1-yl)phenyl)-3-(pyridin-3-yl)-1,2,4-oxadiazole;
 1-(3-(3-(pyridin-3-yl)-1,2,4-oxadiazol-5-yl)phenyl)ethanone;
 3-(6-chloropyridin-3-yl)-5-(2,3-difluorophenyl)-1,2,4-oxadiazole;
 3-(6-chloropyridin-3-yl)-5-(3,4-difluorophenyl)-1,2,4-oxadiazole;
 5
 (R)-3-(pyridin-3-yl)-5-(3-(pyrrolidin-2-yl)phenyl)-1,2,4-oxadiazole;
 5-(3-(1H-pyrazol-3-yl)phenyl)-3-(pyridin-3-yl)-1,2,4-oxadiazole;
 1-(3-(3-(pyridin-3-yl)-1,2,4-oxadiazol-5-yl)phenyl)ethanol;
 3-(3-(6-chloropyridin-3-yl)-1,2,4-oxadiazol-5-yl)benzotrile;
 3-(4-fluorophenyl)-5-(pyridin-3-yl)-1,2,4-oxadiazole;
 10
 3-(5-(6-chloropyridin-3-yl)-1,2,4-oxadiazol-3-yl)benzotrile;
 3-(5-(2-fluoropyridin-3-yl)-1,2,4-oxadiazol-3-yl)benzotrile; and
 3-fluoro-5-(5-(pyridin-3-yl)-1,2,4-oxadiazol-3-yl)benzotrile;
 or pharmaceutically acceptable salts thereof.

15 Other specific examples of $\alpha 4\beta 2$ positive allosteric modulators are, for example, 2,5-disubstituted-1,3,4-oxadiazole derivatives, such as:

2,5-di(pyridin-3-yl)-1,3,4-oxadiazole;
 2-(5-bromopyridin-3-yl)-5-(pyridin-3-yl)-1,3,4-oxadiazole;
 2-(pyridin-3-yl)-5-(4-(trifluoromethyl)phenyl)-1,3,4-oxadiazole;
 20
 2-(pyridin-3-yl)-5-*o*-tolyl-1,3,4-oxadiazole;
 2-(pyridin-3-yl)-5-*m*-tolyl-1,3,4-oxadiazole;
 2-(pyridin-3-yl)-5-*p*-tolyl-1,3,4-oxadiazole;
 2-(5-(pyridin-3-yl)-1,3,4-oxadiazol-2-yl)phenol;
 3-(5-(pyridin-3-yl)-1,3,4-oxadiazol-2-yl)phenol;
 25
 4-(5-(pyridin-3-yl)-1,3,4-oxadiazol-2-yl)phenol;
 2-(3-methoxyphenyl)-5-(pyridin-3-yl)-1,3,4-oxadiazole;
 2-(4-methoxyphenyl)-5-(pyridin-3-yl)-1,3,4-oxadiazole;
 2-(2-fluorophenyl)-5-(pyridin-3-yl)-1,3,4-oxadiazole;
 2-(3-fluorophenyl)-5-(pyridin-3-yl)-1,3,4-oxadiazole;
 30
 2-(4-fluorophenyl)-5-(pyridin-3-yl)-1,3,4-oxadiazole;
 2-(2-chlorophenyl)-5-(pyridin-3-yl)-1,3,4-oxadiazole;
 2-(3-chlorophenyl)-5-(pyridin-3-yl)-1,3,4-oxadiazole;
 2-(4-chlorophenyl)-5-(pyridin-3-yl)-1,3,4-oxadiazole;

- 2-(2-bromophenyl)-5-(pyridin-3-yl)-1,3,4-oxadiazole;
2-(3-bromophenyl)-5-(pyridin-3-yl)-1,3,4-oxadiazole;
2-(4-bromophenyl)-5-(pyridin-3-yl)-1,3,4-oxadiazole;
3-(5-(pyridin-3-yl)-1,3,4-oxadiazol-2-yl)benzotrile;
5 4-(5-(pyridin-3-yl)-1,3,4-oxadiazol-2-yl)benzotrile;
N,N-dimethyl-3-(5-(pyridin-3-yl)-1,3,4-oxadiazol-2-yl)aniline;
N,N-dimethyl-4-(5-(pyridin-3-yl)-1,3,4-oxadiazol-2-yl)aniline;
2-(pyridin-3-yl)-5-(3-(trifluoromethyl)phenyl)-1,3,4-oxadiazole;
2-(pyridin-3-yl)-5-(3-(trifluoromethoxy)phenyl)-1,3,4-oxadiazole;
10 2-(4-phenoxyphenyl)-5-(pyridin-3-yl)-1,3,4-oxadiazole;
2-(4-(benzyloxy)phenyl)-5-(pyridin-3-yl)-1,3,4-oxadiazole;
2-(3,4-dimethylphenyl)-5-(pyridin-3-yl)-1,3,4-oxadiazole;
2-(3,5-dimethylphenyl)-5-(pyridin-3-yl)-1,3,4-oxadiazole;
2-(2,5-dimethylphenyl)-5-(pyridin-3-yl)-1,3,4-oxadiazole;
15 2-(2,4-dimethylphenyl)-5-(pyridin-3-yl)-1,3,4-oxadiazole;
2-(3,4-dimethylphenyl)-5-(pyridin-3-yl)-1,3,4-oxadiazole;
2-(2,3-dimethoxyphenyl)-5-(pyridin-3-yl)-1,3,4-oxadiazole;
2-(2,4-dimethoxyphenyl)-5-(pyridin-3-yl)-1,3,4-oxadiazole;
2-(2,5-dimethoxyphenyl)-5-(pyridin-3-yl)-1,3,4-oxadiazole;
20 2-(2,4-dimethoxyphenyl)-5-(pyridin-3-yl)-1,3,4-oxadiazole;
2-(3,5-dimethoxyphenyl)-5-(pyridin-3-yl)-1,3,4-oxadiazole;
2-(benzo[d][1,3]dioxol-5-yl)-5-(pyridin-3-yl)-1,3,4-oxadiazole;
2-(pyridin-3-yl)-5-(3,4,5-trimethoxyphenyl)-1,3,4-oxadiazole;
2-(3,4-dichlorophenyl)-5-(pyridin-3-yl)-1,3,4-oxadiazole;
25 2-(2,4-dichlorophenyl)-5-(pyridin-3-yl)-1,3,4-oxadiazole;
2-(2,5-dichlorophenyl)-5-(pyridin-3-yl)-1,3,4-oxadiazole;
2-(3,4-dichlorophenyl)-5-(pyridin-3-yl)-1,3,4-oxadiazole;
5-methyl-2-(5-(pyridin-3-yl)-1,3,4-oxadiazol-2-yl)phenol;
2-methyl-5-(5-(pyridin-3-yl)-1,3,4-oxadiazol-2-yl)phenol;
30 2-(3-fluoro-2-methylphenyl)-5-(pyridin-3-yl)-1,3,4-oxadiazole;
2-(5-fluoro-2-methylphenyl)-5-(pyridin-3-yl)-1,3,4-oxadiazole;
2-(3-fluoro-4-methylphenyl)-5-(pyridin-3-yl)-1,3,4-oxadiazole;
2-(2,3-difluorophenyl)-5-(pyridin-3-yl)-1,3,4-oxadiazole;
2-(2,4-difluorophenyl)-5-(pyridin-3-yl)-1,3,4-oxadiazole;

- 2-(2,5-difluorophenyl)-5-(pyridin-3-yl)-1,3,4-oxadiazole;
2-(3,5-difluorophenyl)-5-(pyridin-3-yl)-1,3,4-oxadiazole;
1-(4-(5-(pyridin-3-yl)-1,3,4-oxadiazol-2-yl)phenyl)ethanone;
2-(4-isopropylphenyl)-5-(pyridin-3-yl)-1,3,4-oxadiazole;
5 2-(3-methoxy-4-methylphenyl)-5-(pyridin-3-yl)-1,3,4-oxadiazole;
2-(4-ethoxyphenyl)-5-(pyridin-3-yl)-1,3,4-oxadiazole;
2-(4-(methylthio)phenyl)-5-(pyridin-3-yl)-1,3,4-oxadiazole;
2-(3-fluoro-4-methoxyphenyl)-5-(pyridin-3-yl)-1,3,4-oxadiazole;
2-(naphthalen-1-yl)-5-(pyridin-3-yl)-1,3,4-oxadiazole;
10 2-(naphthalen-2-yl)-5-(pyridin-3-yl)-1,3,4-oxadiazole;
4-chloro-2-(5-(pyridin-3-yl)-1,3,4-oxadiazol-2-yl)phenol;
2-(4-tert-butylphenyl)-5-(pyridin-3-yl)-1,3,4-oxadiazole;
N-(4-(5-(pyridin-3-yl)-1,3,4-oxadiazol-2-yl)phenyl)acetamide;
2-(4-propoxyphenyl)-5-(pyridin-3-yl)-1,3,4-oxadiazole;
15 2-(4-isopropoxyphenyl)-5-(pyridin-3-yl)-1,3,4-oxadiazole;
2-(5-chloro-2-methoxyphenyl)-5-(pyridin-3-yl)-1,3,4-oxadiazole;
2-(4-fluoronaphthalen-1-yl)-5-(pyridin-3-yl)-1,3,4-oxadiazole;
N,N-diethyl-4-(5-(pyridin-3-yl)-1,3,4-oxadiazol-2-yl)aniline;
2-(4-butoxyphenyl)-5-(pyridin-3-yl)-1,3,4-oxadiazole;
20 2-(2-methoxy-4-(methylthio)phenyl)-5-(pyridin-3-yl)-1,3,4-oxadiazole;
2-(4-(methylsulfonyl)phenyl)-5-(pyridin-3-yl)-1,3,4-oxadiazole;
2-(2-chloro-5-(methylthio)phenyl)-5-(pyridin-3-yl)-1,3,4-oxadiazole;
2-(2-fluoro-5-(trifluoromethyl)phenyl)-5-(pyridin-3-yl)-1,3,4-oxadiazole;
2-(2-chloro-5-(trifluoromethyl)phenyl)-5-(pyridin-3-yl)-1,3,4-oxadiazole;
25 2-(2-phenethylphenyl)-5-(pyridin-3-yl)-1,3,4-oxadiazole;
2-(2-bromo-5-methoxyphenyl)-5-(pyridin-3-yl)-1,3,4-oxadiazole;
2-(5-bromo-2-chlorophenyl)-5-(pyridin-3-yl)-1,3,4-oxadiazole;
2-(2-iodophenyl)-5-(pyridin-3-yl)-1,3,4-oxadiazole;
2-(3-iodophenyl)-5-(pyridin-3-yl)-1,3,4-oxadiazole;
30 2-(4-iodophenyl)-5-(pyridin-3-yl)-1,3,4-oxadiazole;
2-(pyridin-3-yl)-5-(pyrimidin-5-yl)-1,3,4-oxadiazole;
2-(5-methylpyrazin-2-yl)-5-(pyridin-3-yl)-1,3,4-oxadiazole;
2-(2-chloro-6-methylpyridin-3-yl)-5-(pyridin-3-yl)-1,3,4-oxadiazole;

2-(2-methyl-6-(trifluoromethyl)pyridin-3-yl)-5-(pyridin-3-yl)-1,3,4-oxadiazole;

2-(2-(ethylthio)pyridin-3-yl)-5-(pyridin-3-yl)-1,3,4-oxadiazole;

2-(2,6-dimethoxypyridin-3-yl)-5-(pyridin-3-yl)-1,3,4-oxadiazole;

5 2-(2-(methylthio)pyridin-3-yl)-5-(pyridin-3-yl)-1,3,4-oxadiazole;

5-chloro-3-(5-(pyridin-3-yl)-1,3,4-oxadiazol-2-yl)pyridin-2-ol;

2-(2,6-dichloro-5-fluoropyridin-3-yl)-5-(pyridin-3-yl)-1,3,4-oxadiazole;

2-(2,5-dichloropyridin-3-yl)-5-(pyridin-3-yl)-1,3,4-oxadiazole;

2-(6-chloropyridin-3-yl)-5-(pyridin-3-yl)-1,3,4-oxadiazole;

10 2-(2,6-dichloropyridin-3-yl)-5-(pyridin-3-yl)-1,3,4-oxadiazole;

2-(2-chloropyridin-3-yl)-5-(pyridin-3-yl)-1,3,4-oxadiazole; and

2-(pyridin-3-yl)-5-(quinolin-3-yl)-1,3,4-oxadiazole;

or pharmaceutically acceptable salts thereof.

Compound names are assigned by using Struct=Name naming
15 algorithm, which is part of the CHEMDRAW® ULTRA v. 9.0.7 software suite.

Definition of Terms

As used throughout this specification and the appended claims, the designation C_x – C_y, wherein x and y are integers from 1 to 10 refer to a range
20 of carbon atoms in the hydrocarbon portion of the group which it modifies, for example, the designation "C₁ – C₆ haloalkyl" refers to at least one halogen appended to the parent molecular moiety through an alkyl group having from 1 to 6 carbon atoms. The following terms have the following meanings:

The term "acyl hydrazide", as used herein, means a –C(O)NHNH₂
25 group.

The term "alkenyl", as used herein, means a straight or branched chain hydrocarbon containing from 2 to 10 carbons and containing at least one carbon-carbon double bond formed by the removal of two hydrogens. Representative examples of alkenyl include, but are not limited to, ethenyl, 2-
30 propenyl, 2-methyl-2-propenyl, 3-butenyl, 4-pentenyl, 5-hexenyl, 2-heptenyl, 2-methyl-1-heptenyl, and 3-decenyl.

The term "alkoxy", as used herein, means an alkyl group, as defined herein, appended to the parent molecular moiety through an oxygen atom.

Representative examples of alkoxy include, but are not limited to, methoxy, ethoxy, propoxy, 2-propoxy, butoxy, tert-butoxy, pentyloxy, and hexyloxy.

The term "alkoxyalkoxy", as used herein, means an alkoxy group, as defined herein, appended to the parent molecular moiety through another alkoxy group, as defined herein. Representative examples of alkoxyalkoxy include, but are not limited to, tert-butoxymethoxy, 2-ethoxyethoxy, 2-methoxyethoxy, and methoxymethoxy.

The term "alkoxyalkoxyalkyl", as used herein, means an alkoxyalkoxy group, as defined herein, appended to the parent molecular moiety through an alkyl group, as defined herein. Representative examples of alkoxyalkoxyalkyl include, but are not limited to, tert-butoxymethoxymethyl, ethoxymethoxymethyl, (2-methoxyethoxy)methyl, and 2-(2-methoxyethoxy)ethyl.

The term "alkoxyalkyl", as used herein, means an alkoxy group, as defined herein, appended to the parent molecular moiety through an alkyl group, as defined herein. Representative examples of alkoxyalkyl include, but are not limited to, tert-butoxymethyl, 2-ethoxyethyl, 2-methoxyethyl, and methoxymethyl.

The term "alkoxycarbonyl", as used herein, means an alkoxy group, as defined herein, appended to the parent molecular moiety through a carbonyl group, as defined herein. Representative examples of alkoxycarbonyl include, but are not limited to, methoxycarbonyl, ethoxycarbonyl, and tert-butoxycarbonyl.

The term "alkoxycarbonylalkyl", as used herein, means an alkoxycarbonyl group, as defined herein, appended to the parent molecular moiety through an alkyl group, as defined herein. Representative examples of alkoxycarbonylalkyl include, but are not limited to, 3-methoxycarbonylpropyl, 4-ethoxycarbonylbutyl, and 2-tert-butoxycarbonylethyl.

The term "alkoxysulfonyl", as used herein, means an alkoxy group, as defined herein, appended to the parent molecular moiety through a sulfonyl group, as defined herein. Representative examples of alkoxysulfonyl include, but are not limited to, methoxysulfonyl, ethoxysulfonyl and propoxysulfonyl.

The term "alkyl", as used herein, means a straight or branched chain hydrocarbon containing from 1 to 10 carbon atoms. Representative examples

of alkyl include, but are not limited to, methyl, ethyl, n-propyl, iso-propyl, n-butyl, sec-butyl, iso-butyl, tert-butyl, n-pentyl, isopentyl, neopentyl, n-hexyl, 3-methylhexyl, 2,2-dimethylpentyl, 2,3-dimethylpentyl, n-heptyl, n-octyl, n-nonyl, and n-decyl.

5 The term "alkylcarbonyl", as used herein, means an alkyl group, as defined herein, appended to the parent molecular moiety through a carbonyl group, as defined herein. Representative examples of alkylcarbonyl include, but are not limited to, acetyl, 1-oxopropyl, 2,2-dimethyl-1-oxopropyl, 1-oxobutyl, and 1-oxopentyl.

10 The term "alkylcarbonylalkyl", as used herein, means an alkylcarbonyl group, as defined herein, appended to the parent molecular moiety through an alkyl group, as defined herein. Representative examples of alkylcarbonylalkyl include, but are not limited to, 2-oxopropyl, 3,3-dimethyl-2-oxopropyl, 3-oxobutyl, and 3-oxopentyl.

15 The term "alkylcarbonyloxy", as used herein, means an alkylcarbonyl group, as defined herein, appended to the parent molecular moiety through an oxygen atom. Representative examples of alkylcarbonyloxy include, but are not limited to, acetyloxy, ethylcarbonyloxy, and tert-butylcarbonyloxy.

 The term "alkylcarbonyloxyalkyl", as used herein, means an
20 alkylcarbonyloxy group, as defined herein, appended to the parent molecular moiety through an alkyl group.

 The term "alkylene", as used herein, means a divalent group derived from a straight or branched chain hydrocarbon of from 1 to 10 carbon atoms. Representative examples of alkylene include, but are not limited to, -CH₂-,
25 -CH(CH₃)-, -C(CH₃)₂-, -CH₂CH₂-, -CH₂CH₂CH₂-, -CH₂CH₂CH₂CH₂-, and -CH₂CH(CH₃)CH₂-.

 The term "alkylsulfinyl", as used herein, means an alkyl group, as defined herein, appended to the parent molecular moiety through a sulfinyl group, as defined herein. Representative examples of alkylsulfinyl include,
30 but are not limited to, methylsulfinyl and ethylsulfinyl.

 The term "alkylsulfinylalkyl", as used herein, means an alkylsulfinyl group, as defined herein, appended to the parent molecular moiety through an alkyl group, as defined herein. Representative examples of alkylsulfinylalkyl include, but are not limited to, methylsulfinylmethyl and ethylsulfinylmethyl.

The term "alkylsulfonyl", as used herein, means an alkyl group, as defined herein, appended to the parent molecular moiety through a sulfonyl group, as defined herein. Representative examples of alkylsulfonyl include, but are not limited to, methylsulfonyl and ethylsulfonyl.

5 The term "alkylsulfonylalkyl", as used herein, means an alkylsulfonyl group, as defined herein, appended to the parent molecular moiety through an alkyl group, as defined herein. Representative examples of alkylsulfonylalkyl include, but are not limited to, methylsulfonylmethyl and ethylsulfonylmethyl.

10 The term "alkylthio", as used herein, means an alkyl group, as defined herein, appended to the parent molecular moiety through a sulfur atom. Representative examples of alkylthio include, but are not limited, methylthio, ethylthio, tert-butylthio, and hexylthio.

15 The term "alkylthioalkyl", as used herein, means an alkylthio group, as defined herein, appended to the parent molecular moiety through an alkyl group, as defined herein. Representative examples of alkylthioalkyl include, but are not limited, methylthiomethyl and 2-(ethylthio)ethyl.

20 The term "alkynyl", as used herein, means a straight or branched chain hydrocarbon group containing from 2 to 10 carbon atoms and containing at least one carbon-carbon triple bond. Representative examples of alkynyl include, but are not limited, to acetylenyl, 1-propynyl, 2-propynyl, 3-butynyl, 2-pentynyl, and 1-butynyl.

The term "amino", as used herein, means a -NH_2 group.

25 The term "aryl," as used herein, means phenyl, a bicyclic aryl or a tricyclic aryl. The bicyclic aryl is naphthyl, a phenyl fused to a cycloalkyl, or a phenyl fused to a cycloalkenyl. Representative examples of the bicyclic aryl include, but are not limited to, dihydroindenyl, indenyl, naphthyl, dihydronaphthalenyl, and tetrahydronaphthalenyl. The tricyclic aryl is anthracene or phenanthrene, or a bicyclic aryl fused to a cycloalkyl, or a bicyclic aryl fused to a cycloalkenyl, or a bicyclic aryl fused to a phenyl.

30 Representative examples of tricyclic aryl ring include, but are not limited to, azulenyl, dihydroanthracenyl, fluorenyl, and tetrahydrophenanthrenyl.

The aryl groups of this invention can be substituted with 1, 2, 3, 4 or 5 substituents independently selected from alkenyl, alkoxy, alkoxyalkoxy, alkoxyalkoxyalkyl, alkoxyalkyl, alkoxycarbonyl, alkoxycarbonylalkyl, alkyl,

alkylcarbonyl, alkylcarbonylalkyl, alkylcarbonyloxy, alkylcarbonyloxyalkyl, alkylsulfinyl, alkylsulfinylalkyl, alkylsulfonyl, alkylsulfonylalkyl, alkylthio, alkylthioalkyl, alkynyl, arylalkyl, arylalkoxy, aryloxy, carboxy, carboxyalkyl, cyano, cyanoalkyl, formyl, formylalkyl, halogen, haloalkyl, haloalkoxy, hydroxy, hydroxyalkyl, mercapto, nitro, -NZ¹Z², and (NZ³Z⁴)carbonyl.

The term "arylalkoxy", as used herein, means an aryl group, as defined herein, appended to the parent molecular moiety through an alkoxy group, as defined herein. Representative examples of arylalkoxy include, but are not limited to, 2-phenylethoxy, 3-naphth-2-ylpropoxy, and 5-phenylpentyloxy.

The term "arylalkyl", as used herein, means an aryl group, as defined herein, appended to the parent molecular moiety through an alkyl group, as defined herein. Representative examples of arylalkyl include, but are not limited to, benzyl, 2-phenylethyl, 3-phenylpropyl, and 2-naphth-2-ylethyl.

The term "aryloxy", as used herein, means an aryl group, as defined herein, appended to the parent molecular moiety through an oxygen atom. Representative examples of aryloxy include, but are not limited to, phenoxy, naphthyloxy, 3-bromophenoxy, 4-chlorophenoxy, 4-methylphenoxy, and 3,5-dimethoxyphenoxy.

The term "carbonyl", as used herein, means a -C(O)- group.

The term "carboxy", as used herein, means a -CO₂H group.

The term "carboxyalkyl", as used herein, means a carboxy group, as defined herein, appended to the parent molecular moiety through an alkyl group, as defined herein. Representative examples of carboxyalkyl include, but are not limited to, carboxymethyl, 2-carboxyethyl, and 3-carboxypropyl.

The term "cyano", as used herein, means a -CN group.

The term "cyanoalkyl", as used herein, means a cyano group, as defined herein, appended to the parent molecular moiety through an alkyl group, as defined herein. Representative examples of cyanoalkyl include, but are not limited to, cyanomethyl, 2-cyanoethyl, and 3-cyanopropyl.

The term "cycloalkenyl", as used herein, means a cyclic hydrocarbon containing from 3 to 8 carbons and containing at least one carbon-carbon double bond formed by the removal of two hydrogens. Representative examples of cycloalkenyl include, but are not limited to, 2-cyclohexen-1-yl, 3-cyclohexen-1-yl, 2,4-cyclohexadien-1-yl and 3-cyclopenten-1-yl.

The term "cycloalkyl", as used herein, means a monocyclic, bicyclic, or tricyclic ring system. Monocyclic ring systems are exemplified by a saturated cyclic hydrocarbon group containing from 3 to 8 carbon atoms. Examples of monocyclic ring systems include cyclopropyl, cyclobutyl, cyclopentyl, 5 cyclohexyl, cycloheptyl, and cyclooctyl. Bicyclic ring systems are exemplified by a bridged monocyclic ring system in which two adjacent or non-adjacent carbon atoms of the monocyclic ring are linked by an alkylene bridge of between one and three additional carbon atoms. Representative examples of bicyclic ring systems include, but are not limited to, bicyclo[3.1.1]heptane, 10 bicyclo[2.2.1]heptane, bicyclo[2.2.2]octane, bicyclo[3.2.2]nonane, bicyclo[3.3.1]nonane, and bicyclo[4.2.1]nonane. Tricyclic ring systems are exemplified by a bicyclic ring system in which two non-adjacent carbon atoms of the bicyclic ring are linked by a bond or an alkylene bridge of between one and three carbon atoms. Representative examples of tricyclic-ring systems 15 include, but are not limited to, tricyclo[3.3.1.0^{3,7}]nonane and tricyclo[3.3.1.1^{3,7}]decane (adamantane).

The cycloalkyl groups of the invention are optionally substituted with 1, 2, 3, 4 or 5 substituents selected from the group consisting of alkenyl, alkoxy, alkoxyalkoxy, alkoxyalkyl, alkoxyacetyl, alkoxyacetyl, alkyl, alkylacetyl, 20 alkylacetyloxy, alkylsulfonyl, alkylthio, alkylthioalkyl, alkynyl, carboxy, cyano, formyl, haloalkoxy, haloalkyl, halogen, hydroxy, hydroxyalkyl, mercapto, oxo, -NZ¹Z², and (NZ³Z⁴)carbonyl.

The term "cycloalkylalkyl", as used herein, means a cycloalkyl group, as defined herein, appended to the parent molecular moiety through an alkyl 25 group, as defined herein. Representative examples of cycloalkylalkyl include, but are not limited to, cyclopropylmethyl, 2-cyclobutylethyl, cyclopentylmethyl, cyclohexylmethyl, and 4-cycloheptylbutyl.

The term "formyl", as used herein, means a -C(O)H group.

30 The term "formylalkyl", as used herein, means a formyl group, as defined herein, appended to the parent molecular moiety through an alkyl group, as defined herein. Representative examples of formylalkyl include, but are not limited to, formylmethyl and 2-formylethyl.

The term "halo" or "halogen", as used herein, means -Cl, -Br, -I or -F.

The term "haloalkoxy", as used herein, means at least one halogen, as defined herein, appended to the parent molecular moiety through an alkoxy group, as defined herein. Representative examples of haloalkoxy include, but are not limited to, chloromethoxy, 2-fluoroethoxy, trifluoromethoxy, and
5 pentafluoroethoxy.

The term "haloalkyl", as used herein, means at least one halogen, as defined herein, appended to the parent molecular moiety through an alkyl group, as defined herein. Representative examples of haloalkyl include, but are not limited to, chloromethyl, 2-fluoroethyl, trifluoromethyl, pentafluoroethyl,
10 and 2-chloro-3-fluoropentyl.

The term "heteroaryl", as used herein, means a monocyclic heteroaryl or a bicyclic heteroaryl. The monocyclic heteroaryl is a 5 or 6 membered ring that contains at least one heteroatom selected from the group consisting of nitrogen, oxygen and sulfur. The 5 membered ring contains two double bonds
15 and the 6 membered ring contains three double bonds. The 5 or 6 membered heteroaryl is connected to the parent molecular moiety through any carbon atom or any substitutable nitrogen atom contained within the heteroaryl, provided that proper valance is maintained. Representative examples of monocyclic heteroaryl include, but are not limited to, furyl, imidazolyl,
20 isoxazolyl, isothiazolyl, oxadiazolyl, oxazolyl, pyridinyl, pyridazinyl, pyrimidinyl, pyrazinyl, pyrazolyl, pyrrolyl, tetrazolyl, thiadiazolyl, thiazolyl, thienyl, triazolyl, and triazinyl. The bicyclic heteroaryl consists of a monocyclic heteroaryl fused to a phenyl, or a monocyclic heteroaryl fused to a cycloalkyl, or a monocyclic heteroaryl fused to a cycloalkenyl, or a monocyclic heteroaryl
25 fused to a monocyclic heteroaryl. The bicyclic heteroaryl is connected to the parent molecular moiety through any carbon atom or any substitutable nitrogen atom contained within the bicyclic heteroaryl, provided that proper valance is maintained. Representative examples of bicyclic heteroaryl include, but are not limited to, azaindolyl, benzimidazolyl, benzofuranyl,
30 benzoxadiazolyl, benzoisoxazole, benzoisothiazole, benzooxazole, 1,3-benzothiazolyl, benzothiophenyl, cinnolinyl, furopyridine, indolyl, indazolyl, isobenzofuran, isoindolyl, isoquinolinyl, naphthyridinyl, oxazolopyridine, quinolinyl, quinoxalinyl and thienopyridinyl.

The heteroaryl groups of the invention are optionally substituted with 1, 2, 3 or 4 substituents independently selected from the group consisting of alkenyl, alkoxy, alkoxyalkoxy, alkoxyalkyl, alkoxy carbonyl, alkoxy carbonylalkyl, alkoxy sulfonyl, alkyl, alkyl carbonyl, alkyl carbonylalkyl, 5 alkyl carbonyloxy, alkylthio, alkylthioalkyl, alkynyl, carboxy, carboxyalkyl, cyano, cyanoalkyl, formyl, haloalkoxy, haloalkyl, halogen, hydroxy, hydroxyalkyl, mercapto, nitro, -NZ¹Z² and (NZ³Z⁴)carbonyl. Heteroaryl groups of the invention that are substituted with a hydroxyl group may be present as tautomers. The heteroaryl groups of the invention encompass all tautomers 10 including non-aromatic tautomers.

The term "heterocycle" or "heterocyclic", as used herein, means a monocyclic heterocycle, a bicyclic heterocycle or a tricyclic heterocycle. The monocyclic heterocycle is a 3, 4, 5, 6 or 7 membered ring containing at least one heteroatom independently selected from the group consisting of O, N, 15 and S. The 3 or 4 membered ring contains 1 heteroatom selected from the group consisting of O, N and S. The 5 membered ring contains zero or one double bond and one, two or three heteroatoms selected from the group consisting of O, N and S. The 6 or 7 membered ring contains zero, one or two double bonds and one, two or three heteroatoms selected from the group 20 consisting of O, N and S. The monocyclic heterocycle is connected to the parent molecular moiety through any carbon atom or any nitrogen atom contained within the monocyclic heterocycle. Representative examples of monocyclic heterocycle include, but are not limited to, azetidiny, azepanyl, aziridiny, diazepanyl, 1,3-dioxanyl, 1,3-dioxolanyl, 1,3-dithiolanyl, 25 1,3-dithianyl, imidazoliny, imidazolidiny, isothiazoliny, isothiazolidiny, isoxazoliny, isoxazolidiny, morpholiny, oxadiazoliny, oxadiazolidiny, oxazoliny, oxazolidiny, piperaziny, piperidiny, pyranyl, pyrazoliny, pyrazolidiny, pyrroliny, pyrrolidiny, tetrahydrofuranyl, tetrahydrothienyl, thiadiazoliny, thiadiazolidiny, thiazoliny, thiazolidiny, thiomorpholiny, 1,1- 30 dioxidothiomorpholiny (thiomorpholine sulfone), thiopyranyl, and trithianyl. The bicyclic heterocycle is a 5 or 6 membered monocyclic heterocycle fused to a phenyl group, or a 5 or 6 membered monocyclic heterocycle fused to a cycloalkyl, or a 5 or 6 membered monocyclic heterocycle fused to a cycloalkenyl, or a 5 or 6 membered monocyclic heterocycle fused to a

monocyclic heterocycle. The bicyclic heterocycle is connected to the parent molecular moiety through any carbon atom or any nitrogen atom contained within the bicyclic heterocycle. Representative examples of bicyclic heterocycle include, but are not limited to, 1,3-benzodioxolyl, 1,3-
5 benzodithiolyl, 2,3-dihydro-1,4-benzodioxinyl, benzodioxolyl, 2,3-dihydro-1-benzofuranyl, 2,3-dihydro-1-benzothieryl, chromenyl and 1,2,3,4-tetrahydroquinolinyl. The tricyclic heterocycle is a bicyclic heterocycle fused to a phenyl, or a bicyclic heterocycle fused to a cycloalkyl, or a bicyclic heterocycle fused to a cycloalkenyl, or a bicyclic heterocycle fused to a
10 monocyclic heterocycle. The tricyclic heterocycle is connected to the parent molecular moiety through any carbon atom or any nitrogen atom contained within the tricyclic heterocycle. Representative examples of tricyclic heterocycle include, but are not limited to, 2,3,4,4a,9,9a-hexahydro-1H-carbazolyl, 5a,6,7,8,9,9a-hexahydrodibenzo[b,d]furanyl, and 5a,6,7,8,9,9a-
15 hexahydrodibenzo[b,d]thienyl.

The heterocycles of this invention are optionally substituted with 1, 2, 3 or 4 substituents independently selected from the group consisting of alkenyl, alkoxy, alkoxyalkoxy, alkoxyalkyl, alkoxy carbonyl, alkoxy carbonylalkyl, alkoxy sulfonyl, alkyl, alkyl carbonyl, alkyl carbonylalkyl, alkyl carbonyloxy,
20 alkylthio, alkylthioalkyl, alkynyl, carboxy, carboxyalkyl, cyano, cyanoalkyl, formyl, haloalkoxy, haloalkyl, halogen, hydroxy, hydroxyalkyl, nitro, mercapto, oxo, -NZ¹Z² and (NZ³Z⁴)carbonyl.

The term "hydroxy", as used herein, means an -OH group.

The term "hydroxyalkyl", as used herein, means at least one hydroxy
25 group, as defined herein, is appended to the parent molecular moiety through an alkyl group, as defined herein. Representative examples of hydroxyalkyl include, but are not limited to, hydroxymethyl, 2-hydroxyethyl, 3-hydroxypropyl, 2,3-dihydroxypentyl, and 2-ethyl-4-hydroxyheptyl.

The term "hydroxy-protecting group" or "O-protecting group" means a
30 substituent which protects hydroxyl groups against undesirable reactions during synthetic procedures. Examples of hydroxy-protecting groups include, but are not limited to, substituted methyl ethers, for example, methoxymethyl, benzyloxymethyl, 2-methoxyethoxymethyl, 2-(trimethylsilyl)-ethoxymethyl, benzyl, and triphenylmethyl; tetrahydropyranyl ethers; substituted ethyl ethers,

for example, 2,2,2-trichloroethyl and t-butyl; silyl ethers, for example, trimethylsilyl, t-butyl dimethylsilyl and t-butyl diphenylsilyl; cyclic acetals and ketals, for example, methylene acetal, acetonide and benzylidene acetal; cyclic ortho esters, for example, methoxymethylene; cyclic carbonates; and cyclic boronates. Commonly used hydroxy-protecting groups are disclosed in 5 T.W. Greene and P.G.M. Wuts, Protective Groups in Organic Synthesis, 3rd edition, John Wiley & Sons, New York (1999).

The term "lower alkenyl", as used herein, is a subset of alkenyl, as defined herein, and means an alkenyl group containing from 2 to 4 carbon 10 atoms. Examples of lower alkenyl are ethenyl, propenyl, and butenyl.

The term "lower alkoxy", as used herein, is a subset of alkoxy, as defined herein, and means a lower alkyl group, as defined herein, appended to the parent molecular moiety through an oxygen atom, as defined herein. Representative examples of lower alkoxy include, but are not limited to, 15 methoxy, ethoxy, propoxy, 2-propoxy, butoxy, and tert-butoxy.

The term "lower alkyl", as used herein, is a subset of alkyl, as defined herein, and means a straight or branched chain hydrocarbon group containing from 1 to 4 carbon atoms. Examples of lower alkyl are methyl, ethyl, n-propyl, iso-propyl, n-butyl, iso-butyl, sec-butyl, and tert-butyl. 20

The term "lower haloalkoxy", as used herein, is a subset of haloalkoxy, as defined herein, and means a straight or branched chain haloalkoxy group containing from 1 to 4 carbon atoms. Representative examples of lower haloalkoxy include, but are not limited to, trifluoromethoxy, trichloromethoxy, dichloromethoxy, fluoromethoxy, and pentafluoroethoxy. 25

The term "lower haloalkyl", as used herein, is a subset of haloalkyl, as defined herein, and means a straight or branched chain haloalkyl group containing from 1 to 4 carbon atoms. Representative examples of lower haloalkyl include, but are not limited to, trifluoromethyl, trichloromethyl, dichloromethyl, fluoromethyl, and pentafluoroethyl. 30

The term "methylenedioxy", as used herein, means a $-OCH_2O-$ group wherein the oxygen atoms of the methylenedioxy are attached to the parent molecular moiety through two adjacent carbon atoms.

The term "nitrogen protecting group", as used herein, means those groups intended to protect an amino group against undesirable reactions

during synthetic procedures. Preferred nitrogen protecting groups are acetyl, benzoyl, benzyl, benzyloxycarbonyl (Cbz), formyl, phenylsulfonyl, tert-butoxycarbonyl (Boc), tert-butylacetyl, trifluoroacetyl, and triphenylmethyl (trityl).

5 The term "mercapto", as used herein, means a -SH group.

The term "nitro", as used herein, means a -NO₂ group.

The term "NZ¹Z²", as used herein, means two groups, Z¹ and Z², which are appended to the parent molecular moiety through a nitrogen atom. Z¹ and Z² are each independently selected from the group consisting of hydrogen, alkyl, alkylcarbonyl, alkoxycarbonyl, aryl, arylalkyl, and formyl. In certain instances within the invention, Z¹ and Z² taken together with the nitrogen atom to which they are attached form a heterocyclic ring. Representative examples of NZ₁Z₂ include, but are not limited to, amino, methylamino, acetylamino, acetylmethylamino, phenylamino, benzylamino, azetidiny, pyrrolidiny and piperidiny.

10
15

The term "NZ³Z⁴", as used herein, means two groups, Z³ and Z⁴, which are appended to the parent molecular moiety through a nitrogen atom. Z³ and Z⁴ are each independently selected from the group consisting of hydrogen, alkyl, aryl and arylalkyl. Representative examples of NZ³Z⁴ include, but are not limited to, amino, methylamino, phenylamino and benzylamino.

20

The term "oxo", as used herein, means a =O moiety.

The term "sulfinyl", as used herein, means a -S(O)- group.

The term "sulfonyl", as used herein, means a -SO₂- group.

The term "tautomer", as used herein, means a proton shift from one atom of a compound to another atom of the same compound wherein two or more structurally distinct compounds are in equilibrium with each other.

25

The term "radiolabel" refers to a compound in which at least one of the atoms is a radioactive atom or radioactive isotope, wherein the radioactive atom or isotope spontaneously emits gamma rays or energetic particles, for example alpha particles or beta particles, or positrons. Examples of such radioactive atoms include, but are not limited to, ³H (tritium), ¹⁴C, ¹¹C, ¹⁵O, ¹⁸F, ³⁵S, ¹²³I, and ¹²⁵I.

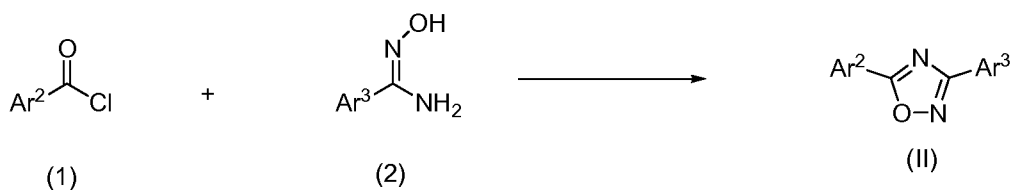
30

Preparation of Compounds

Preparation of compounds suitable for the composition of the invention can be understood in connection with the following synthetic schemes and examples, which illustrate a means by which the compounds can be prepared. Methods for preparing suitable nicotinic acetylcholine receptor ligands and suitable nicotinic acetylcholine subtype $\alpha 4\beta 2$ allosteric modulators are readily available in the literature. Suitable compounds can be prepared by conventional methods for chemical synthesis with readily available starting materials. Nicotinic acetylcholine receptor ligands and nicotinic acetylcholine subtype $\alpha 4\beta 2$ allosteric modulators also may be commercially available.

Oxadiazole derivatives suitable for the composition of the invention can be prepared according to conventional methods. Some suitable methods for preparing such oxadiazole derivatives are provided in the Schemes and Examples below. However, such further illustration is intended only for reference and is not intended in any way to limit the scope of the invention.

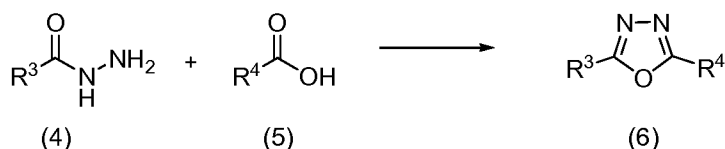
Scheme 1



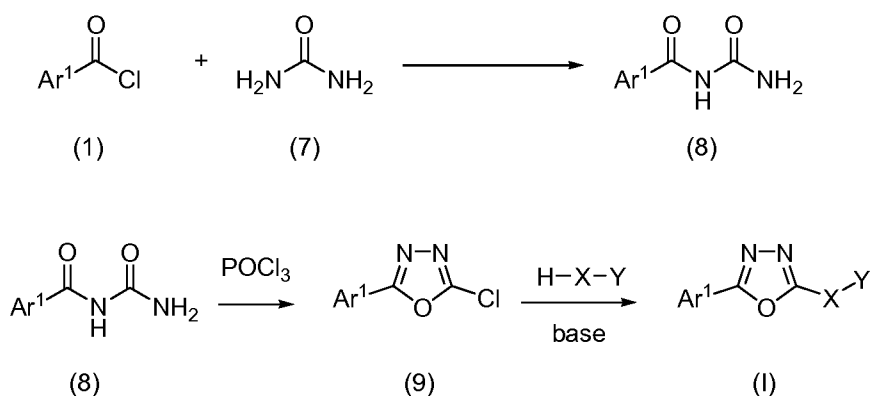
20

As shown in Scheme 1, compounds of formula (II), wherein Ar^2 and Ar^3 , are as defined in formula (II) above, can be prepared as described in Scheme 1. Aryl or heteroaryl compounds of general formula (1), can be treated with formula (2) with heat in a solvent including, but not limited to pyridine, to provide of general formula (II).

25

Scheme 2

As shown in Scheme 2, compounds of formula (4) can be reacted with
 5 compounds of formula (5) in POCl_3 at temperatures from 40-100 °C over 1-24
 hours to provide compounds of formula (6); wherein R^3 is Ar^1 and R^4 is Y, or
 R^3 is Y and R^4 is Ar^1 . Alternatively, compounds of formula (4) can be reacted
 with compounds of formula (5) in the presence of triphenylphosphine, which
 may optionally be polymer bound, and trichloroacetonitrile in acetonitrile. The
 10 mixture may be heated in a microwave oven at 100-175 °C for 5-30 minutes
 as described by Wang, Y.; Sauer, D.R.; Djuric, S.W. *Tetrahedron. Lett.* 2006,
 47, 105-108. Another alternative includes combining compounds of formula
 (4) and compounds of formula (5) in a solvent such as methylene chloride in
 the presence of 2-chloro-1,3-dimethylimidazolium chloride and a base such
 15 as triethylamine at 15-35 °C for 10-120 hours as described by Isobe, T.;
 Ishikawa, T. *J. Org. Chem.* 1999, 64, 6989-6992.

Scheme 3

20 As shown in Scheme 3, compounds of formula (1) can be reacted with
 urea (7) in a solvent such as dichloromethane in the presence of a base such
 as triethylamine at 25-40 °C for 1-12 hours to provide compounds of formula
 (8) as described in Sobol, E.; Bialer, M.; Yagen, B. *J. Med. Chem.* 2004, 47,
 4316-4326. Alternatively, compounds of formula (1) and (7) may be

(1989), by Furniss, Hannaford, Smith, and Tatchell, pub. Longman Scientific & Technical, Essex CM20 2JE, England.

Compounds and processes suitable for preparing compounds for the composition of the invention will be better understood in connection with the following Examples, which are intended as an illustration of and not a
5 limitation upon the scope of the invention.

Preparation of 2,5-Disubstituted-1,3,4-Oxadiazole Derivatives

Suitable 2,5-disubstituted-1,3,4-oxadiazole derivatives were prepared
10 using readily available starting materials. For example, International Publication WO 02/100826, published December 19, 2002, describes the preparation of some oxadiazole derivatives. However, Compounds of formula (I) also can be prepared according to the following general methods.

Method A: A carboxylic acid (0.5 mmol) and an acyl hydrazide (0.5
15 mmol) were combined in POCl₃ (2 mL) and stirred at 80-90 °C for 2-4 hours. The reaction mixture was then cooled down to ambient temperature and poured into ice water (10-20 g) and basified with saturated aqueous sodium carbonate to pH=8-9. The resultant precipitate was filtered, dried and purified with chromatography on silica gel to provide the corresponding 2,5-
20 disubstituted-1,3,4-oxadiazole. The free base was then dissolved in EtOAc (5-10 mL) and treated with HCl (Aldrich, 4 M in dioxane, 2-3 eq.) at ambient temperature for 5-10 hours. The precipitate was filtered and dried to provide the corresponding 2,5-disubstituted-1,3,4-oxadiazole hydrochloric acid salt.

Method B: A Smith Process vial (0.5-2 ml) was charged with a stir bar.
25 To the vessel were added a carboxylic acid (0.1 mmol), nicotinic hydrazide (Aldrich, 13.7 mg, 0.1 mmol), PS-PPh₃ (Fluka, 2.2 mmol/g, 136 mg, 0.3 mmol) and MeCN (anhydrous, Aldrich, 2 mL), followed by CCl₃CN (Aldrich, 28.8 mg, 0.20 mmol). The reaction vessel was sealed and heated to 150 °C for 15 minutes using an Emrys™ Optimizer Microwave (Personal Chemistry, www.personalchemistry.com). After cooling, the reaction vessel was
30 uncapped and the resin was removed by filtration. The mixture was purified by preparative HPLC [Waters, column: Nova-Pak® HR C18 6µm 60Å Prep-Pak® (25mm × 100mm), solvent: MeCN/water (v.1% TFA), 5/95 to 95/5, flow

rate of 40 mL/min. Fractions were collected based upon UV signal threshold, and selected fractions were subsequently analyzed by flow injection analysis mass spectrometry using positive APCI ionization on a Finnigan LCQ using 70:30 MeOH:10 mM NH₄OH(aq) at a flow rate of 0.8 mL/min.]. Some
5 mixtures were purified by an alternative preparative HPLC method [Waters, column: Sunfire OBD C8 5 μ m (30 mm x 75 mm); solvent: MeCN/10 mM aqueous ammonium acetate, 10/90 to 100/0; flow rate of 50 mL/min. Fractions were collected based upon target mass signal threshold, and selected fractions were subsequently analyzed by flow injection analysis mass
10 spectrometry using the previously described method.].

Preparation of 3,5-Disubstituted-1,2,4-Oxadiazole Derivatives

Preparation of suitable oxadiazole derivatives are of particular interest. Many oxadiazole derivatives are suitable nicotinic acetylcholine subtype $\alpha 4\beta 2$
15 positive allosteric modulators for the composition. Preparation of oxadiazole derivatives has been described in the literature. For example, WO 2006/114400, published November 2, 2006, discloses that oxadiazole derivatives can be readily prepared. International Publication WO 02/100826, published December 19, 2002, also describes the preparation of other
20 oxadiazole derivatives.

Example 1

3-(3-(pyridin-3-yl)-1,2,4-oxadiazol-5-yl)benzotrile

3-Pyridylamideoxime (Aldrich, 5.5 g, 40 mmol) was dissolved in 60 mL
25 of pyridine and 3-cyanobenzoyl chloride (Aldrich, 6.6 g, 40 mmol) was added. The reaction mixture was heated to reflux for 4 hours and then cooled to room temperature. The solution was poured into water (500 mL), filtered, and the solid were collected and dried under vacuum. ¹H NMR (300 MHz, methanol-
d₄) δ ppm 7.87 (td, $J=8.0$, 0.7 Hz, 1 H), 8.10 (dt, $J=8.1$, 1.4 Hz, 1 H), 8.23
30 (ddd, $J=8.1$, 5.6, 0.8 Hz, 1 H), 8.56 (ddd, $J=8.0$, 1.7, 1.2 Hz, 1 H), 8.64 (td, $J=1.7$, 0.7 Hz, 1 H), 9.04 (dd, $J=5.4$, 1.0 Hz, 1 H), 9.23 (dt, $J=8.1$, 1.7 Hz, 1 H), 9.57 (d, $J=1.7$ Hz, 1 H); MS (+ESI) m/z 249 (M+H)⁺.

Example 23,5-di(pyridin-3-yl)-1,2,4-oxadiazole

3-Pyridylamideoxime (5.5 g, 40 mmol) was dissolved in 60 mL of pyridine and nicotinoyl chloride hydrochloride (7.2 g, 40 mmol) was added.

5 The reaction mixture was heated to reflux for 4 hours and then cooled to room temperature. The solution was poured into water (500 mL), basified, filtered, and the solid was collected and dried under vacuum. ¹H NMR (300 MHz, DMSO-d₆) δ 7.75-7.65 (m, 2H), 8.49-8.45 (m, 1 H), 8.60-8.57 (m, 1 H), 8.84-8.82 (dd, J= 1.7 Hz, 1 H), 8.92-8.90 (dd, J= 1.7 Hz, 1 H), 9.28 (m, 1 H), 9.37

10 (m, 1 H) ppm; MS (DCI/NH₃) m/z 225 (M+H)⁺.

Example 33-(5-(pyridin-3-yl)-1,2,4-oxadiazol-3-yl)benzotrile

15

Example 3A3-Cyano-N'-hydroxybenzimidamide

Hydroxylamine (Aldrich, 7.65 g, 100 mmol) in ethanol (100 mL) was treated with 10 N sodium hydroxide (10 mL, 100 mmol). To this solution, isophthalonitrile (Aldrich, 12.8 g, 100 mmol) in 100 mL ethanol was added.

20 The reaction mixture was heated to reflux for 3 hours and then cooled to room temperature. The solvent was removed under vacuum and the residue was purified with flash column chromatography (5% methanol/dichloromethane) to provide the titled compound. ¹H NMR (300 MHz, DMSO-d₆) δ 5.98 (bs, 2 H), 7.59 (t, J= 7.4 Hz, 1 H), 8.06-8.0 (m, 2 H), 9.89 (s, 1 H) ppm; MS (DCI/NH₃)

25 m/z 162 (M+H)⁺.

Example 3B3-(5-(pyridin-3-yl)-1,2,4-oxadiazol-3-yl)benzotrile

3-Cyano-N'-hydroxybenzimidamide (0.322 g, 1 mmol) was dissolved in

30 pyridine (10 mL) and nicotinoyl chloride (Aldrich, 0.141 g, 1 mmol) was added. The reaction mixture was heated to reflux for 3 hours and cooled to room temperature. The cooled reaction mixture was quenched with water (25 mL) and filtered. The solid was further purified with flash column chromatography

(5% methanol/dichloromethane) to give the titled compound. ¹H NMR (300 MHz, DMSO-d₆) δ 7.75-7.71 (dd, J= 5.7, 4.1 Hz, 1 H), 7.85 (t, J= 7.8 Hz, 1 H), 8.15-8.12 (d, J= 7.8 Hz, 1 H) 8.44-8.42 (m, 1 H), 8.50 (m, 1 H), 8.60-8.56 (m, 1 H), 8.93-8.91 (dd, J= 1.7 Hz, 1 H), 9.37-9.38 (d, J= 1.7 Hz, 1 H) ppm; MS (DCI/NH₃) m/z 249 (M+H)⁺.

Example 4

3-(5-(6-fluoropyridin-3-yl)-1,2,4-oxadiazol-3-yl)benzotrile

10

Example 4A

3-Cyano-N'-hydroxybenzimidamide

Hydroxylamine (Aldrich, 7.65 g, 100 mmol) in ethanol (100 mL) was treated with 10 N NaOH (10 mL, 100 mmol). To this solution, isophthalonitrile (Aldrich, 12.8 g, 100 mmol) in 100 mL of ethanol was added. The reaction mixture was heated to reflux for 3 hours and then cooled to room temperature. The solvent was removed under vacuum and the residue was purified with flash column chromatography (5% methanol/dichloromethane) to give the titled product. ¹H NMR (300 MHz, DMSO-d₆) δ 5.98 (bs, 2 H), 7.59 (t, J= 7.4 Hz, 1 H), 8.06-8.0 (m, 2 H), 9.89 (s, 1 H) ppm; MS (DCI/NH₃) m/z 162 (M+H)⁺.

20

Example 4B

3-(5-(6-fluoropyridin-3-yl)-1,2,4-oxadiazol-3-yl)benzotrile

3-Cyano-N'-hydroxybenzimidamide (0.322 g, 1 mmol) was dissolved in pyridine 10 mL and 6-fluoronicotinoyl chloride (Frontier Scientific, 0.160 g, 1 mmol) was added. The reaction mixture was heated to reflux for 3 hours and then cooled to room temperature. The cooled reaction mixture was quenched with water (25 mL) and filtered. The solid was further purified with flash column chromatography (5% methanol/dichloromethane) to give the titled product. ¹H NMR (300 MHz, DMSO-d₆) δ 7.56-7.52 (m, 1 H), 7.85 (t, J= 7.9 Hz, 1 H), 8.15-8.12 (m, 1 H), 8.43-8.41 (m, 1 H), 8.49 (m, 1 H), 8.8-8.74 (m, 1 H), 9.11-9.0 (m, 1 H) ppm; MS (DCI/NH₃) m/z 267 (M+H)⁺.

30

Example 55-(5-bromopyridin-3-yl)-3-(pyridin-3-yl)-1,2,4-oxadiazole

The title compound was prepared according to the procedure of Example 1 using *N*-hydroxynicotinimidamide (Aldrich) and 5-bromonicotinoyl chloride (Alfa). ¹H NMR (300 MHz, DMSO-d₆) δ 8.65-8.69 (m, 1 H), 8.45-8.49 (m, 1 H), 8.79 (t, *J*= 1.7 Hz, 1 H), 8.84 (dd, *J*=1.7, 2.0 Hz, 1 H), 9.07 (d, *J*= 2 Hz, 1 H), 9.28-9.29 (m, 1 H), 9.34 (d, *J*= 1.7 Hz, 1 H) ppm; MS (DCI/NH₃) *m/z* 303 (M+H)⁺.

10

Example 63-(pyridin-3-yl)-5-(3-(trifluoromethylsulfonyl)phenyl)-1,2,4-oxadiazoleExample 6A3-(trifluoromethylsulfonyl)benzoic acid

15

A solution of 3-(trifluoromethylthio)benzoic acid (222 mg, 1 mmol) in dichloromethane (10 mL) was stirred with chromium(VI) oxide (Aldrich, 2.0 mmol) at ambient temperature for 12 hours. The title compound was obtained by directly loading the reaction mixture onto a silica gel column and eluting with dichloromethane/methanol (9:1). ¹H NMR (300 MHz, DMSO-d₆) δ 8.8 (s, 1 H), 8.28 (m, 1 H), 8.05 (m, 1 H), 7.9(m, 1 H) ppm; MS (DCI/NH₃) *m/z* 255 (M+H)⁺.

20

Example 6B3-(trifluoromethylsulfonyl)benzoyl chloride

25

A solution of the product of Example 6A (198 mg, 0.8 mmol) in dichloromethane (10 mL) was stirred with oxalyl dichloride (Aldrich, 2.0 mmol) and 1 drop of dimethylformamide at ambient temperature for 2 hours. The title compound was obtained by removing the solvent under vacuum as a yellow oil (250 mg) and the compound was used directly in the next step.

30

Example 6C3-(pyridin-3-yl)-5-(3-(trifluoromethylsulfonyl)phenyl)-1,2,4-oxadiazole

The title compound was prepared according to the procedure of Example 1 using *N*'-hydroxynicotinimidamide (Aldrich) and the compound of Example 6B. ¹H NMR (300 MHz, DMSO-*d*₆) δ 7.73 (dd, *J*=4, 5.0 Hz, 1 H), 7.85 (t, *J*= 8 Hz, 1 H), 8.13 (m, 1 H), 8.43 (m, 1 H) 8.5 (m, 1 H), 8.6 (m, 1 H), 8.92 (m, 1 H), 9.37 (m, 1 H) ppm; MS (DCI/NH₃) *m/z* 356 (M+H)⁺.

Example 7

3-(3-(6-methylpyridin-3-yl)-1,2,4-oxadiazol-5-yl)benzotrile

10

Example 7A

N'-hydroxy-6-methylnicotinimidamide

Hydroxylamine (Aldrich, 0.765 g, 10 mmol) in ethanol (10 mL) was treated with a solution 6-methylnicotinonitrile (Aldrich, 12.8 g, 100 mmol) in ethanol (10 mL). The reaction mixture was heated to reflux for 3 hours and then cooled to room temperature. The solvent was removed under vacuum and the residue was purified with flash column chromatography (5% methanol/dichloromethane) give the titled compound. ¹H NMR (300 MHz, DMSO-*d*₆) δ 2.2 (s, 3 H), 6.02 (bs, 2 H), 7.59 (m, 1 H), 8.06-8.0 (m, 2 H), 10.2 (s, 1 H) ppm; MS (DCI/NH₃) *m/z* 152 (M+H)⁺.

20

Example 7B

3-(3-(6-methylpyridin-3-yl)-1,2,4-oxadiazol-5-yl)benzotrile

The titled compound was prepared according to the procedure of Example 1 using *N*'-hydroxynicotinimidamide (Example 7A) and 3-cyanobenzoyl chloride (Aldrich). ¹H NMR (300 MHz, DMSO-*d*₆) δ 2.59 (s, 3H), 7.52 (d, *J*=8.1 Hz, 1 H), 7.39 (t, *J*= 8.5 Hz, 1 H), 8.23-8.21 (m, 1 H), 8.36-8.32 (m, 1 H), 8.53-8.49 (m, 1 H), 8.64 (m, 1 H), 9.14 (m, 1 H), ppm; MS (DCI/NH₃) *m/z* 263 (M+H)⁺.

30

Example 8

5-(5-(pyrrol-1-yl)pyridin-3-yl)-3-(pyridin-3-yl)-1,2,4-oxadiazole

To a solution of 5-(1H-pyrrol-1-yl)nicotinic acid (Maybridge, 188 mg, 1.00 mmol) in dimethylformamide (anhydrous, 5 mL) was added *N*-(3-methylaminopropyl)-*N*'-ethylcarbodiimide hydrochloride (EDC) (Aldrich, 192

mg, 1.00 mmol) and 1-hydroxybenzotriazole (HOBT) hydrate (Fluka, 153 mg, 1.00 mmol). The mixture was stirred at ambient temperature for 20 minutes. *N'*-Hydroxynicotinimidamide (137 mg, 1.0 mmol) was added and the mixture was stirred for 6–10 hours, and then warmed to 140 °C for 2-4 hours. The reaction was cooled to ambient temperature and triturated with water (10 mL). The precipitate was filtered and dried under vacuum to give the titled compound. ¹H NMR (300 MHz, DMSO-d₆) δ 6.34 - 6.44 (m, 2 H), 7.60 - 7.82 (m, 3 H), 8.50 (dt, *J*=8.1, 1.9 Hz, 1 H), 8.71 (dd, *J*=2.5, 1.9 Hz, 1 H), 8.84 (dd, *J*=4.6, 1.5 Hz, 1 H), 9.21 (d, *J*=1.7 Hz, 1 H), 9.26 (d, *J*=2.4 Hz, 1 H), 9.31 (d, *J*=1.7 Hz, 1 H) ppm; MS (DCI/NH₃) *m/z* 290 (M+H)⁺.

Example 9

5-(3-(pyridin-3-yl)-1,2,4-oxadiazol-5-yl)pyridin-3-ol

The title compound was prepared according to the procedure of Example 8 using *N'*-hydroxynicotinimidamide (Aldrich) and 5-hydroxynicotinic acid (Matrix Scientific). ¹H NMR (300 MHz, DMSO-d₆) δ 7.66 (ddd, *J*=8.0, 4.9, 1.0 Hz, 1 H), 7.86 (dd, *J*=2.7, 2.0 Hz, 1 H), 8.31 - 8.55 (m, 2 H), 8.83 (s, 2 H), 9.26 (s, 1 H) ppm; MS (DCI/NH₃) *m/z* 241 (M+H)⁺.

Example 10

5-(3,4-difluorophenyl)-3-(pyridin-3-yl)-1,2,4-oxadiazole The title compound was prepared according to the procedure of Example 8 using *N'*-hydroxynicotinimidamide (Aldrich) and 3,4-difluorobenzoic acid (Aldrich). ¹H NMR (300 MHz, CD₃OD) δ 7.52 - 7.67 (m, 2 H), 8.12 (ddd, *J*=8.7, 4.3, 1.5 Hz, 1 H), 8.19 (ddd, *J*=10.8, 7.5, 2.0 Hz, 1 H), 8.55 (dt, *J*=8.1, 1.9 Hz, 1 H), 8.74 (dd, *J*=5.1, 1.7 Hz, 1 H), 9.29 (dd, *J*=2.0, 0.7 Hz, 1 H) ppm; MS (DCI/NH₃) *m/z* 260 (M+H)⁺.

Example 11

5-(2,3-difluorophenyl)-3-(pyridin-3-yl)-1,2,4-oxadiazole The title compound was prepared according to the procedure of Example 8 using *N'*-hydroxynicotinimidamide (Aldrich) and 2,3-difluorobenzoic acid (Aldrich). ¹H NMR (300 MHz, CD₃OD) δ 7.51 - 7.67 (m, 2 H), 8.08 - 8.14

(m, 1 H), 8.18 (ddd, $J=10.7, 7.5, 2.0$ Hz, 1 H), 8.55 (dt, $J=8.0, 1.9$ Hz, 1 H), 8.74 (dd, $J=5.2, 1.6$ Hz, 1 H), 9.29 (dd, $J=2.4, 0.8$ Hz, 1 H) ppm; MS (DCI/NH₃) m/z 260 (M+H)⁺.

5

Example 12

5-(pyrazin-2-yl)-3-(pyridin-3-yl)-1,2,4-oxadiazole

The titled compound was prepared according to the procedure of Example 8 using *N*-hydroxynicotinimidamide (Aldrich) and pyrazine-2-carboxylic acid (Aldrich). ¹H NMR (300 MHz, CD₃OD) δ 7.66 (ddd, $J=8.0, 4.9, 1.0$ Hz, 1 H), 8.60 (dt, $J=8.0, 1.9$ Hz, 1 H), 8.77 (dd, $J=5.0, 1.8$ Hz, 1 H), 8.86 - 8.89 (m, 1 H), 8.89 - 8.91 (m, 1 H), 9.34 (dd, $J=2.4, 0.8$ Hz, 1 H), 9.56 (d, $J=1.6$ Hz, 1 H) ppm; MS (DCI/NH₃) m/z 226 (M+H)⁺.

15

Example 13

5-(3,5-difluorophenyl)-3-(pyridin-3-yl)-1,2,4-oxadiazole

The title compound was prepared according to the procedure of Example 8 using *N*-hydroxynicotinimidamide (Aldrich) and 3,5-difluorobenzoic acid (Aldrich). ¹H NMR (300 MHz, CD₃OD) δ 7.37 (tt, $J=9.0, 2.3$ Hz, 1 H), 7.65 (ddd, $J=7.9, 5.0, 1.0$ Hz, 1 H), 7.82 - 7.91 (m, 2 H), 8.56 (dt, $J=7.9, 2.0$ Hz, 1 H), 8.75 (dd, $J=4.8, 1.6$ Hz, 1 H), 9.30 (dd, $J=2.0, 0.8$ Hz, 1 H) ppm; MS (DCI/NH₃) m/z 260 (M+H)⁺.

25

Example 14

5-(2,3,5-trifluorophenyl)-3-(pyridin-3-yl)-1,2,4-oxadiazole

The title compound was prepared according to the procedure of Example 8 using *N*-hydroxynicotinimidamide (Aldrich) and 2,3,5-trifluorobenzoic acid (Aldrich). ¹H NMR (300 MHz, CD₃OD) δ 7.55 - 7.68 (m, 2 H), 7.83 - 7.90 (m, 1 H), 8.57 (dt, $J=8.1, 1.9$ Hz, 1 H), 8.75 (dd, $J=5.1, 1.7$ Hz, 1 H), 9.30 (dd, $J=2.2, 0.8$ Hz, 1 H) ppm; MS (DCI/NH₃) m/z 278 (M+H)⁺.

30

Example 155-(2,4,5-trifluorophenyl)-3-(pyridin-3-yl)-1,2,4-oxadiazole

The title compound was prepared according to the procedure of Example 8 using *N*'-hydroxynicotinimidamide (Aldrich) and 2,4,5-trifluorobenzoic acid (Aldrich). ¹H NMR (300 MHz, CD₃OD) δ 7.55 (td, *J*=10.3, 6.4 Hz, 1 H), 7.64 (ddd, *J*=8.1, 5.0, 0.8 Hz, 1 H), 8.23 (ddd, *J*=10.3, 8.6, 6.4 Hz, 1 H), 8.56 (dt, *J*=8.1, 1.9 Hz, 1 H), 8.75 (dd, *J*=5.1, 1.7 Hz, 1 H), 9.29 (d, *J*=1.4 Hz, 1 H) ppm; MS (DCI/NH₃) *m/z* 278 (M+H)⁺.

10

Example 165-(2,5-difluorophenyl)-3-(pyridin-3-yl)-1,2,4-oxadiazole

The title compound was prepared according to the procedure of Example 8 using *N*'-hydroxynicotinimidamide (Aldrich) and 2,5-difluorobenzoic acid (Aldrich). ¹H NMR (300 MHz, CD₃OD) δ 7.41 - 7.56 (m, 2 H), 7.65 (ddd, *J*=7.9, 5.0, 1.0 Hz, 1 H), 7.98 - 8.04 (m, 1 H), 8.57 (dt, *J*=8.0, 1.9 Hz, 1 H), 8.75 (dd, *J*=5.2, 1.6 Hz, 1 H), 9.31 (dd, *J*=2.0, 0.8 Hz, 1 H); MS (DCI/NH₃) *m/z* 260 (M+H)⁺.

Example 175-(4-chloro-2,5-difluorophenyl)-3-(pyridin-3-yl)-1,2,4-oxadiazole

The title compound was prepared according to the procedure of Example 8 using *N*'-hydroxynicotinimidamide (Aldrich) and 4-chloro-2,5-difluorobenzoic acid (Aldrich). ¹H NMR (300 MHz, CD₃OD) δ 7.65 (ddd, *J*=8.0, 4.9, 1.0 Hz, 1 H), 7.73 (dd, *J*=9.7, 5.9 Hz, 1 H), 8.18 (dd, *J*=8.8, 6.1 Hz, 1 H), 8.57 (dt, *J*=8.1, 1.9 Hz, 1 H), 8.75 (dd, *J*=4.7, 1.7 Hz, 1 H), 9.30 (dd, *J*=2.2, 0.8 Hz, 1 H) ppm; MS (DCI/NH₃) *m/z* 294 (M+H)⁺.

Example 185-(5-methylpyrazin-2-yl)-3-(pyridin-3-yl)-1,2,4-oxadiazole

The title compound was prepared according to the procedure of Example 8 using *N*'-hydroxynicotinimidamide (Aldrich) and 5-methylpyrazine-2-carboxylic acid (Aldrich). ¹H NMR (300 MHz, CD₃OD) δ 2.71 (s, 3 H), 7.66 (ddd, *J*=8.0, 5.1, 0.8 Hz, 1 H), 8.59 (dt, *J*=7.9, 1.8 Hz, 1 H), 8.74 - 8.78 (m, 2

H), 9.33 (dd, $J=2.0, 0.8$ Hz, 1 H), 9.40 (d, $J=1.2$ Hz, 1 H) ppm; MS (DCI/ NH_3) m/z 240 (M+H)⁺.

Example 19

5 4-(3-(pyridin-3-yl)-1,2,4-oxadiazol-5-yl)benzotrile

The title compound was prepared according to the procedure of Example 1 using *N'*-hydroxynicotinimidamide (Aldrich) and 4-cyanobenzoyl chloride (Aldrich). ¹H NMR (300 MHz, CD₃OD) δ 7.65 (ddd, $J=8.0, 4.9, 1.0$ Hz, 1 H), 8.02 (d, $J=8.8$ Hz, 2 H), 8.42 (d, $J=8.8$ Hz, 2 H), 8.57 (dt, $J=8.1, 1.9$ Hz, 10 1 H), 8.75 (dd, $J=4.7, 1.7$ Hz, 1 H), 9.31 (dd, $J=2.2, 0.8$ Hz, 1 H) ppm; MS (DCI/ NH_3) m/z 249 (M+H)⁺.

Example 20

15 2,3,6-trifluoro-5-(3-(pyridin-3-yl)-1,2,4-oxadiazol-5-yl)phenol

The title compound was prepared according to the procedure of Example 8 using *N'*-hydroxynicotinimidamide (Aldrich) and 2,4,5-trifluoro-3-hydroxybenzoic acid (Aldrich). ¹H NMR (300 MHz, CD₃OD) δ 7.63 - 7.76 (m, 20 2 H), 8.44 (dt, $J=7.9, 2.0$ Hz, 1 H), 8.83 (dd, $J=4.8, 1.6$ Hz, 1 H), 9.25 (d, $J=1.6$ Hz, 1 H) ppm; MS (DCI/ NH_3) m/z 294 (M+H)⁺.

Example 21

20 2-fluoro-5-(3-(pyridin-3-yl)-1,2,4-oxadiazol-5-yl)phenol

The title compound was prepared according to the procedure of Example 8 using *N'*-hydroxynicotinimidamide (Aldrich) and 4-fluoro-3-25 hydroxybenzoic acid (Aldrich). ¹H NMR (300 MHz, DMSO-*d*₆) δ 7.45 (dd, $J=11.1, 8.7$ Hz, 1 H), 7.62 - 7.71 (m, 2 H), 7.78 (dd, $J=8.3, 2.0$ Hz, 1 H), 8.43 (dt, $J=7.9, 1.8$ Hz, 1 H), 8.82 (dd, $J=5.0, 1.8$ Hz, 1 H), 9.24 (d, $J=2.0$ Hz, 1 H) ppm; MS (DCI/ NH_3) m/z 258 (M+H)⁺.

30

Example 22

2-fluoro-4-(3-(pyridin-3-yl)-1,2,4-oxadiazol-5-yl)phenol

The title compound was prepared according to the procedure of Example 8 using *N'*-hydroxynicotinimidamide (Aldrich) and 3-fluoro-4-hydroxybenzoic acid (Aldrich). ¹H NMR (300 MHz, CD₃OD) δ 7.09 (t, *J*=8.7 Hz, 1 H), 7.63 (ddd, *J*=7.9, 5.2, 0.8 Hz, 1 H), 7.86 - 7.93 (m, 2 H), 8.53 (dt, *J*=7.9, 2.0 Hz, 1 H), 8.72 (dd, *J*=4.8, 1.6 Hz, 1 H), 9.27 (dd, *J*=2.4, 0.8 Hz, 1 H) ppm; MS (DCI/NH₃) *m/z* 258 (M+H)⁺.

Example 23

5-(3-chloro-4-fluorophenyl)-3-(pyridin-3-yl)-1,2,4-oxadiazole

The title compound was prepared according to the procedure of Example 8 using *N'*-hydroxynicotinimidamide (Aldrich) and 3-chloro-4-fluorobenzoic acid (Aldrich). ¹H NMR (300 MHz, CD₃OD) δ 7.54 (t, *J*=8.8 Hz, 1 H), 7.64 (ddd, *J*=8.1, 5.0, 0.8 Hz, 1 H), 8.24 (ddd, *J*=8.6, 4.6, 2.0 Hz, 1 H), 8.39 (dd, *J*=7.0, 2.2 Hz, 1 H), 8.55 (dt, *J*=8.1, 1.9 Hz, 1 H), 8.74 (dd, *J*=4.9, 1.5 Hz, 1 H), 9.29 (dd, *J*=2.2, 0.8 Hz, 1 H) ppm; MS (DCI/NH₃) *m/z* 276 (M+H)⁺.

Example 24

5-(3,4-dichlorophenyl)-3-(pyridin-3-yl)-1,2,4-oxadiazole

The title compound was prepared according to the procedure of Example 8 using *N'*-hydroxynicotinimidamide (Aldrich) and 3,4-dichlorobenzoic acid (Aldrich). ¹H NMR (300 MHz, CD₃OD) δ 7.64 (ddd, *J*=8.0, 5.1, 0.8 Hz, 1 H), 7.82 (d, *J*=8.3 Hz, 1 H), 8.14 - 8.19 (m, 1 H), 8.40 (d, *J*=2.0 Hz, 1 H), 8.56 (dt, *J*=7.9, 2.0 Hz, 1 H), 8.75 (dd, *J*=5.2, 1.6 Hz, 1 H), 9.29 (dd, *J*=2.2, 1.0 Hz, 1 H) ppm; MS (DCI/NH₃) *m/z* 292 (M+H)⁺.

Example 25

2-nitro-5-(3-(pyridin-3-yl)-1,2,4-oxadiazol-5-yl)phenol

The title compound was prepared according to the procedure of Example 8 using *N'*-hydroxynicotinimidamide (Aldrich) and 3-hydroxy-4-nitrobenzoic acid (Maybridge). ¹H NMR (300 MHz, DMSO-d₆) δ 6.51 (d, *J*=9.1

Hz, 1 H), 6.92 - 7.31 (s (broad), 1 H), 7.61 (ddd, $J=7.9, 4.8, 0.8$ Hz, 1 H), 7.68 (dd, $J=9.1, 2.4$ Hz, 1 H), 8.40 (dt, $J=7.9, 2.0$ Hz, 1 H), 8.53 (d, $J=2.4$ Hz, 1 H), 8.77 (dd, $J=4.8, 1.6$ Hz, 1 H), 9.20 (d, $J=1.6$ Hz, 1 H) ppm; MS (DCI/NH₃) m/z 285 (M+H)⁺.

5

Example 26

5-(2,3,6-trifluorophenyl)-3-(pyridin-3-yl)-1,2,4-oxadiazole

The title compound was prepared according to the procedure of Example 8 using *N'*-hydroxynicotinimidamide (Aldrich) and 2,3,6-trifluorobenzoic acid (Aldrich). ¹H NMR (300 MHz, CD₃OD) δ 7.26 - 7.35 (m, $J=9.4, 9.4, 3.8, 2.0$ Hz, 1 H), 7.62 - 7.77 (m, 2 H), 8.57 (dt, $J=8.0, 1.9$ Hz, 1 H), 8.76 (dd, $J=4.8, 1.6$ Hz, 1 H), 9.30 (dd, $J=2.4, 0.8$ Hz, 1 H) ppm; MS (DCI/NH₃) m/z 278 (M+H)⁺.

15

Example 27

2,2,2-trifluoro-1-(4-(3-(pyridin-3-yl)-1,2,4-oxadiazol-5-yl)phenyl)ethanone trifluoroacetate

The title compound was prepared according to the procedure of Example 8 using *N'*-hydroxynicotinimidamide (Aldrich) and 4-(2,2,2-trifluoroacetyl)benzoic acid (Aldrich). ¹H NMR (300 MHz, CD₃OD) δ 7.81 (ddd, $J=7.9, 5.2, 0.8$ Hz, 1 H), 7.96 (d, $J=8.3$ Hz, 2 H), 8.28 (d, $J=8.7$ Hz, 2 H), 8.76 (dt, $J=8.2, 1.8$ Hz, 1 H), 8.82 (dd, $J=5.2, 1.6$ Hz, 1 H), 9.38 (d, $J=1.6$ Hz, 1 H) ppm; MS (DCI/NH₃) m/z 320 (M+H)⁺.

25

Example 28

5-(3-fluorophenyl)-3-(pyridin-3-yl)-1,2,4-oxadiazole

The title compound was prepared according to the procedure of Example 8 using *N'*-hydroxynicotinimidamide (Aldrich) and 3-fluorobenzoic acid (Aldrich). ¹H NMR (300 MHz, CD₃OD) δ 7.43 - 7.51 (m, $J=8.5, 8.5, 2.6, 1.0$ Hz, 1 H), 7.61 - 7.72 (m, 2 H), 7.98 (ddd, $J=9.1, 2.6, 1.4$ Hz, 1 H), 8.08 (ddd, $J=8.0, 1.3, 1.0$ Hz, 1 H), 8.56 (dt, $J=8.0, 1.9$ Hz, 1 H), 8.74 (dd, $J=5.2, 1.6$ Hz, 1 H), 9.30 (dd, $J=2.0, 0.8$ Hz, 1 H) ppm; MS (DCI/NH₃) m/z 242

(M+H)⁺.

Example 29

5-(4-fluorophenyl)-3-(pyridin-3-yl)-1,2,4-oxadiazole

5 The title compound was prepared according to the procedure of Example 8 using N'-hydroxynicotinimidamide (Aldrich) and 4-fluorobenzoic acid (Aldrich). ¹H NMR (300 MHz, CD₃OD) δ 7.39 (t, J=8.9 Hz, 2 H), 7.64 (ddd, J=7.9, 4.8, 0.8 Hz, 1 H), 8.27 - 8.35 (m, 2 H), 8.55 (ddd, J=8.1, 2.0, 1.8 Hz, 1 H), 8.74 (dd, J=5.0, 1.8 Hz, 1 H), 9.29 (dd, J=2.2, 1.0 Hz, 1 H) ppm; MS
10 (DCI/NH₃) m/z 242 (M+H)⁺.

Example 30

5-(2-fluorophenyl)-3-(pyridin-3-yl)-1,2,4-oxadiazole

The title compound was prepared according to the procedure of
15 Example 8 using N'-hydroxynicotinimidamide (Aldrich) and 2-fluorobenzoic acid (Aldrich). ¹H NMR (300 MHz, CD₃OD) δ 7.38 - 7.49 (m, 2 H), 7.64 (ddd, J=8.0, 4.9, 1.0 Hz, 1 H), 7.70 - 7.79 (m, 1 H), 8.28 (td, J=7.5, 1.9 Hz, 1 H), 8.57 (dt, J=8.1, 1.9 Hz, 1 H), 8.74 (dd, J=4.7, 1.7 Hz, 1 H), 9.31 (dd, J=2.2, 0.8 Hz, 1 H) ppm; MS (DCI/NH₃) m/z 242 (M+H)⁺.

Example 31

3-fluoro-5-(3-(pyridin-3-yl)-1,2,4-oxadiazol-5-yl)benzonitrile

The title compound was prepared according to the procedure of Example 8 using N'-hydroxynicotinimidamide (Aldrich) and 3-cyano-5-fluorobenzoic acid (Aldrich). ¹H NMR (300 MHz, CD₃OD) δ 7.65 (ddd, J=8.0,
25 5.1, 0.8 Hz, 1 H), 7.95 (ddd, J=8.1, 2.6, 1.6 Hz, 1 H), 8.32 (ddd, J=8.7, 2.6, 1.4 Hz, 1 H), 8.46 (t, J=1.4 Hz, 1 H), 8.58 (ddd, J=8.1, 2.0, 1.8 Hz, 1 H), 8.76 (dd, J=5.2, 1.6 Hz, 1 H), 9.31 (dd, J=2.0, 0.8 Hz, 1 H) ppm; MS (DCI/NH₃) m/z 267 (M+H)⁺.

Example 323-(2,3-difluorophenyl)-5-(pyridin-3-yl)-1,2,4-oxadiazole hydrochloric acidExample 32A5 3-(2,3-difluorophenyl)-5-(pyridin-3-yl)-1,2,4-oxadiazole

The title compound was prepared according to the procedure of Example 1 using 2,3-difluoro-*N'*-hydroxybenzimidamide (Tyger Scientific) and nicotinoyl chloride hydrochloride (Aldrich). ¹H NMR (300 MHz, DMSO-*d*₆) δ 7.42 - 7.61 (m, 1 H), 7.67 - 7.85 (m, 2 H), 7.91 - 8.04 (m, 1 H), 8.57 (dt, *J*=8.1, 1.9 Hz, 1 H), 8.92 (dd, *J*=4.8, 1.6 Hz, 1 H), 9.36 (dd, *J*=2.4, 0.8 Hz, 1 H) ppm; MS (DCI/NH₃) *m/z* 260 (M+H)⁺.

Example 32B3-(2,3-difluorophenyl)-5-(pyridin-3-yl)-1,2,4-oxadiazole hydrochloric acid

15 A solution of the product of Example 32A (320 mg, 1.23 mmol) in ethyl acetate (5 mL) was stirred with hydrochloric acid (Aldrich, 4 M in dioxane, 0.5 mL, 2.0 mmol) at ambient temperature for 4 hours. The titled compound was collected by filtration and dried under vacuum. ¹H NMR (300 MHz, MeOH-*d*₄) δ 7.35 - 7.46 (m, 1 H), 7.49 - 7.63 (m, 1 H), 7.93 - 8.07 (m, 1 H), 8.24 (dd, *J*=8.1, 5.8 Hz, 1 H), 9.10 (dd, *J*=5.8, 1.4 Hz, 1 H), 9.23 (dt, *J*=8.0, 1.8 Hz, 1 H), 9.66 (d, *J*=2.0 Hz, 1 H) ppm; MS (DCI/NH₃) *m/z* 260 (M+H)⁺.

Example 333-(3,4-difluorophenyl)-5-(pyridin-3-yl)-1,2,4-oxadiazole hydrochloric acid

25

Example 33A3-(3,4-difluorophenyl)-5-(pyridin-3-yl)-1,2,4-oxadiazole

The title compound was prepared according to the procedure of Example 1 using 3,4-difluoro-*N'*-hydroxybenzimidamide (Tyger Scientific) and nicotinoyl chloride hydrochloride (Aldrich). ¹H NMR (300 MHz, DMSO-*d*₆) δ 7.74 (dd, *J*=7.5, 4.4 Hz, 1 H), 8.60 (dt, *J*=7.8, 2.1 Hz, 1 H), 8.93 (dd, *J*=4.8, 1.6 Hz, 1 H), 9.38 (dd, *J*=2.2, 1.0 Hz, 1 H), 9.44 - 9.48 (m, 3 H) ppm; MS (DCI/NH₃) *m/z* 260 (M+H)⁺.

30

Example 33B3-(3,4-difluorophenyl)-5-(pyridin-3-yl)-1,2,4-oxadiazole hydrochloric acid

A solution of the product of Example 32A (280 mg, 1.08 mmol) in ethyl acetate (5 mL) was stirred with hydrochloric acid (Aldrich, 4 M in dioxane, 0.5 mL, 2.0 mmol) at ambient temperature for 4 hours. The title compound was collected by filtration and dried under vacuum. ¹H NMR (300 MHz, MeOH-d₄) δ 7.52 (td, *J*=10.5, 8.3 Hz, 1 H), 8.00 - 8.17 (m, 2 H), 8.26 (ddd, *J*=8.1, 5.8, 0.7 Hz, 1 H), 9.08 - 9.14 (m, 1 H), 9.22 - 9.30 (m, 1 H), 9.66 (d, *J*=2.0 Hz, 1 H) ppm; MS (DCI/NH₃) *m/z* 260 (M+H)⁺.

Example 345-(2,6-difluorophenyl)-3-(pyridin-3-yl)-1,2,4-oxadiazole

The title compound was prepared according to the procedure of Example 8 using *N'*-hydroxynicotinimidamide (Aldrich) and 2,6-difluorobenzoic acid (Aldrich). ¹H NMR (300 MHz, CD₃OD) δ 7.29 (t, *J*=8.6 Hz, 2 H), 7.65 (ddd, *J*=8.0, 4.9, 1.0 Hz, 1 H), 7.77 (tt, *J*=8.6, 6.1 Hz, 1 H), 8.57 (ddd, *J*=8.3, 1.9, 1.7 Hz, 1 H), 8.75 (dd, *J*=4.7, 1.7 Hz, 1 H), 9.30 (dd, *J*=2.2, 0.8 Hz, 1 H) ppm; MS (DCI/NH₃) *m/z* 260 (M+H)⁺.

20

Example 353-(3-(pyridin-3-yl)-1,2,4-oxadiazol-5-yl)benzenesulfonamide

The title compound was prepared according to the procedure of Example 8 using *N'*-hydroxynicotinimidamide (Aldrich) and 3-sulfamoylbenzoic acid (Oakwood). ¹H NMR (300 MHz, CD₃OD) δ 7.65 (ddd, *J*=8.0, 4.9, 1.0 Hz, 1 H), 7.83 (t, *J*=7.9 Hz, 1 H), 8.21 (ddd, *J*=7.9, 1.8, 1.0 Hz, 1 H), 8.45 (dt, *J*=7.9, 1.4 Hz, 1 H), 8.58 (dt, *J*=8.0, 1.9 Hz, 1 H), 8.73 - 8.77 (m, 2 H), 9.31 (dd, *J*=2.2, 1.0 Hz, 1 H) ppm; MS (DCI/NH₃) *m/z* 303 (M+H)⁺.

30

Example 365-(2,4-difluorophenyl)-3-(pyridin-3-yl)-1,2,4-oxadiazole

The title compound was prepared according to the procedure of Example 8 using *N'*-hydroxynicotinimidamide (Aldrich) and 2,4-difluorobenzoic

acid (Aldrich). ^1H NMR (300 MHz, CD_3OD) δ 7.23 - 7.36 (m, 2 H), 7.64 (ddd, $J=8.1, 5.0, 0.8$ Hz, 1 H), 8.35 (td, $J=8.5, 6.4$ Hz, 1 H), 8.56 (dt, $J=7.8, 1.9$ Hz, 1 H), 8.74 (dd, $J=5.1, 1.7$ Hz, 1 H), 9.30 (dd, $J=2.2, 0.8$ Hz, 1 H) ppm; MS (DCI/ NH_3) m/z 260 (M+H) $^+$.

5

Example 37

5-(2,3,4-trifluorophenyl)-3-(pyridin-3-yl)-1,2,4-oxadiazole

The title compound was prepared according to the procedure of Example 8 using *N'*-hydroxynicotinimidamide (Aldrich) and 2,3,4-trifluorobenzoic acid (Aldrich). ^1H NMR (300 MHz, CD_3OD) δ 7.37 - 7.48 (m, $J=9.3, 9.3, 7.1, 2.4$ Hz, 1 H), 7.64 (ddd, $J=7.9, 5.0, 1.0$ Hz, 1 H), 8.08 - 8.18 (m, 1 H), 8.56 (dt, $J=8.0, 1.9$ Hz, 1 H), 8.75 (dd, $J=5.0, 1.8$ Hz, 1 H), 9.30 (dd, $J=2.0, 0.8$ Hz, 1 H) ppm; MS (DCI/ NH_3) m/z 278 (M+H) $^+$.

15

Example 38

5-(3,4,5-trifluorophenyl)-3-(pyridin-3-yl)-1,2,4-oxadiazole

The title compound was prepared according to the procedure of Example 8 using *N'*-hydroxynicotinimidamide (Aldrich) and 3,4,5-trifluorobenzoic acid (Aldrich). ^1H NMR (300 MHz, CD_3OD) δ 7.64 (ddd, $J=8.0, 4.9, 1.0$ Hz, 1 H), 8.01 - 8.13 (m, 2 H), 8.56 (ddd, $J=8.1, 1.8, 1.6$ Hz, 1 H), 8.75 (dd, $J=4.8, 1.6$ Hz, 1 H), 9.29 (dd, $J=2.0, 0.8$ Hz, 1 H) ppm; MS (DCI/ NH_3) m/z 278 (M+H) $^+$.

25

Example 39

5-(4-chloro-3-fluorophenyl)-3-(pyridin-3-yl)-1,2,4-oxadiazole

The title compound was prepared according to the procedure of Example 8 using *N'*-hydroxynicotinimidamide (Aldrich) and 4-chloro-3-fluorobenzoic acid (Aldrich). ^1H NMR (300 MHz, CD_3OD) δ 7.64 (ddd, $J=7.9, 5.0, 1.0$ Hz, 1 H), 7.78 (dd, $J=8.3, 7.5$ Hz, 1 H), 8.07 (ddd, $J=8.3, 2.0, 0.8$ Hz,

1 H), 8.12 (dd, $J=9.5, 2.0$ Hz, 1 H), 8.55 (dt, $J=7.9, 2.0$ Hz, 1 H), 8.74 (dd, $J=5.0, 1.8$ Hz, 1 H), 9.28 - 9.30 (m, 1 H) ppm; MS (DCI/NH₃) m/z 276 (M+H)⁺.

Example 40

5 5-(3-nitrophenyl)-3-(pyridin-3-yl)-1,2,4-oxadiazole

The title compound was prepared according to the procedure of Example 8 using *N'*-hydroxynicotinimidamide (Aldrich) and 3-nitrobenzoyl chloride (Aldrich). ¹H NMR (300 MHz, CDCl₃) δ 7.44 - 7.55 (m, 1 H), 7.82 (t, $J=8.3$ Hz, 1 H), 8.43 - 8.60 (m, 3 H), 8.80 (dd, $J=4.7, 1.7$ Hz, 1 H), 9.07 - 9.13
10 (m, 1 H), 9.42 (d, $J=2.0$ Hz, 1 H) ppm; MS (DCI/NH₃) m/z 269 (M+H)⁺.

Example 41

5-(3-(methylsulfonyl)phenyl)-3-(pyridin-3-yl)-1,2,4-oxadiazole

The title compound was prepared according to the procedure of
15 Example 8 using *N'*-hydroxynicotinimidamide (Aldrich) and 3-(methylsulfonyl)benzoic acid (Aldrich). ¹H NMR (300 MHz, CD₃OD) δ 3.24 (s, 3 H), 7.65 (ddd, $J=8.0, 4.9, 1.0$ Hz, 1 H), 7.89 - 7.96 (m, 1 H), 8.28 (ddd, $J=8.0, 1.9, 1.0$ Hz, 1 H), 8.55 - 8.61 (m, 2 H), 8.75 (dd, $J=5.1, 1.7$ Hz, 1 H), 8.78 (t, $J=1.5$ Hz, 1 H), 9.32 (dd, $J=2.2, 0.8$ Hz, 1 H) ppm; MS (DCI/NH₃) m/z
20 302 (M+H)⁺.

Example 42

3-(2-chloropyridin-4-yl)-5-(pyridin-3-yl)-1,2,4-oxadiazole

Example 42A

25 2-chloro-*N'*-hydroxyisonicotinimidamide

A solution of 2-chloroisonicotinonitrile (Aldrich, 0.73 g, 5.27 mmol), and hydroxylamine (Aldrich, 50 wt%, 0.348 g, 5.27 mmol) in methanol (10 mL) was heated to reflux and stirred for 1 hour. The volatiles were removed under reduced pressure to give the title compound. ¹H NMR (300 MHz, DMSO-*d*₆) δ
30 6.09 (s, 2 H), 7.67 (dd, $J=5.4, 1.4$ Hz, 1 H), 7.73 (d, $J=2.0$ Hz, 1 H), 8.40 (d, $J=5.2$ Hz, 1 H), 10.22 (s, 1 H) ppm; MS (DCI/NH₃) m/z 172 (M+H)⁺, 174 (M+H)⁺.

Example 42B3-(2-chloropyridin-4-yl)-5-(pyridin-3-yl)-1,2,4-oxadiazole

The title compound was prepared according to the procedure of Example 1 using the product of Example 42A and nicotinoyl chloride

5 hydrochloride (Aldrich). ¹H NMR (300 MHz, DMSO-d₆) δ 7.73 (ddd, *J*=8.0, 4.9, 1.0 Hz, 1 H), 8.04 - 8.13 (m, 2 H), 8.59 (dt, *J*=7.9, 2.0 Hz, 1 H), 8.71 (d, *J*=5.2 Hz, 1 H), 8.92 (dd, *J*=5.0, 1.8 Hz, 1 H), 9.38 (dd, *J*=2.2, 1.0 Hz, 1 H) ppm; MS (DCI/NH₃) *m/z* 259 (M+H)⁺, 261 (M+H)⁺.

10

Example 433-(3-(pyridin-3-yl)-1,2,4-oxadiazol-5-yl)benzamide

A solution of the product of Example 1 (248 mg, 1 mmol) in THF (10 ml) was stirred with potassium trimethylsilanolate (257 mg, 2.000 mmol) at 65 °C for 10 hours. It was then quenched with water (20 mL) and stirred at

15 ambient temperature for 2 hours. The precipitate was filtered and dried under vacuum to give the title compound. ¹H NMR (300 MHz, DMSO-d₆) δ 7.67 (ddd, *J*=7.9, 4.8, 0.8 Hz, 1 H), 7.78 (t, *J*=7.7 Hz, 1 H), 8.23 (dt, *J*=8.1, 1.4, 1.2 Hz, 1 H), 8.30 [s (broad, 2 H)], 8.36 (dt, *J*=8.1, 1.3 Hz, 1 H), 8.48 (dt, *J*=7.9, 2.0 Hz, 1 H), 8.68 - 8.73 (m, 1 H), 8.83 (dd, *J*=4.8, 1.6 Hz, 1 H), 9.28 (dd, *J*=2.2, 20 1.0 Hz, 1 H) ppm; MS (DCI/NH₃) *m/z* 267 (M+H)⁺.

Example 444-(5-(pyridin-3-yl)-1,2,4-oxadiazol-3-yl)pyridin-2(1H)-one hydrochloric acid

A solution of the product of Example 42 (100 mg, 0.39 mmol) in concentrated hydrochloric acid (Aldrich, 36.5%, 3.0 mL) was heated in an Emry™ Creator microwave to 150 °C at 300 watts for 60 minutes. It was then concentrated. The residue was stirred in ethanol/ethyl acetate (v. 1/1, 5 mL) at ambient temperature for 1 hour. The title compound was collected by

25 filtration and dried. ¹H NMR (300 MHz, DMSO-d₆) δ 6.75 (dd, *J*=6.7, 1.6 Hz, 1 H), 7.04 (d, *J*=1.6 Hz, 1 H), 7.61 (d, *J*=5.9 Hz, 1 H), 7.67 - 7.81 (m, 1 H), 8.56 (dt, *J*=8.0, 1.9 Hz, 1 H), 8.91 (dd, *J*=5.0, 1.8 Hz, 1 H), 9.31 - 9.40 (m, 1 H) 30 ppm; MS (DCI/NH₃) *m/z* 241 (M+H)⁺.

Example 45tert-butyl 3-(3-(pyridin-3-yl)-1,2,4-oxadiazol-5-yl)benzoate

N'-Hydroxynicotinimidamide (274 mg, 2.00 mmol) was coupled with 3-(*tert*-butoxycarbonyl)benzoic acid (Aldrich) according to the procedure
5 described in Example 8. ¹H NMR (300 MHz, CD₃OD) δ 1.65 (s, 9 H), 7.65 (ddd, *J*=7.9, 4.8, 0.8 Hz, 1 H), 7.71 - 7.77 (m, 1 H), 8.26 (ddd, *J*=7.7, 1.8, 1.6 Hz, 1 H), 8.42 - 8.46 (m, 1 H), 8.57 (dt, *J*=7.9, 2.0 Hz, 1 H), 8.73 - 8.78 (m, 2 H), 9.31 (dd, *J*=2.2, 1.0 Hz, 1 H) ppm; MS (DCI/NH₃) *m/z* 324 (M+H)⁺.

10

Example 462-amino-5-(3-(pyridin-3-yl)-1,2,4-oxadiazol-5-yl)phenol

A solution of the product of Example 25 (284 mg, 1 mmol) in tetrahydrofuran (10 mL) was stirred with Raney®-nickel (Aldrich, 100 mg) under hydrogen at ambient temperature for 2 hours. The catalyst was then
15 removed by filtration and the organic solution concentrated to give the title compound. ¹H NMR (300 MHz, DMSO-*d*₆) δ 5.67 (s, 2 H), 6.74 (d, *J*=8.1 Hz, 1 H), 7.41 - 7.50 (m, 2 H), 7.62 (dd, *J*=8.3, 4.6 Hz, 1 H), 8.39 (dt, *J*=8.2, 1.9, 1.7 Hz, 1 H), 8.78 (dd, *J*=4.7, 1.7 Hz, 1 H), 9.20 (d, *J*=1.7 Hz, 1 H), 9.74 (s (broad), 1 H) ppm; MS (DCI/NH₃) *m/z* 255 (M+H)⁺.

20

Example 47*N,N*-dimethyl-4-(5-(pyridin-3-yl)-1,2,4-oxadiazol-3-yl)pyridin-2-amine

A solution of the product of Example 42 (100 mg, 0.39 mmol) in dimethylformamide (2.0 mL) and ammonium hydroxide (0.5 mL) was sealed
25 and heated to 150 °C in an Emry™ Creator microwave to 150 °C at 300 watts for 60 minutes. It was then concentrated. The residue was stirred in water (5 mL) at ambient temperature for 1 hour. The title compound was collected by filtration and dried. ¹H NMR (300 MHz, DMSO-*d*₆) δ 3.12 (s, 6 H), 7.18 (dd, *J*=5.2, 1.2 Hz, 1 H), 7.21 (t, *J*=1.2 Hz, 1 H), 7.66 - 7.78 (m, 1 H), 8.31 (dd, *J*=4.8, 0.8 Hz, 1 H), 8.57 (ddd, *J*=8.3, 2.0, 1.6 Hz, 1 H), 8.91 (dd, *J*=5.0, 1.8
30 Hz, 1 H), 9.35 (d, *J*=2.4 Hz, 1 H) ppm; MS (DCI/NH₃) *m/z* 268 (M+H)⁺.

Example 483-(3-(pyridin-3-yl)-1,2,4-oxadiazol-5-yl)benzoic acid

A solution of the product of Example 45 (180 mg, 0.56 mmol) in methylene chloride (5 mL) was stirred with trifluoroacetic acid (1 mL) at room temperature for 4 hours. It was then concentrated and the residue was stirred in water (15 mL) for 1 hour. The precipitate was collected by filtration and
5 dried to give the title compound. ¹H NMR (300 MHz, DMSO-d₆) δ 7.66 (ddd, J=7.9, 4.8, 0.8 Hz, 1 H), 7.83 (t, J=7.5 Hz, 1 H), 8.28 (ddd, J=8.0, 1.5, 1.2 Hz, 1 H), 8.42 - 8.51 (m, 2 H), 8.70 (t, J=1.6 Hz, 1 H), 8.83 (dd, J=5.0, 1.8 Hz, 1 H), 9.28 (dd, J=2.2, 1.0 Hz, 1 H) ppm; MS (DCI/NH₃) m/z 268 (M+H)⁺.

10

Example 495-(3-(1H-tetrazol-5-yl)phenyl)-3-(pyridin-3-yl)-1,2,4-oxadiazole hydrochloric acid

A solution of the product of Example 1 (248 mg, 1.0 mmol) in toluene (anhydrous, 10 mL) was stirred with azidotributylstannane (Aldrich, 498 mg,
15 1.50 mmol) at 110 °C for 15 hours. It was then cooled to ambient temperature and stirred with 5 mL of sodium hydroxide (1 N) at ambient temperature for 1 hour. The organic solution was separated, the aqueous mixture was acidified to pH = 2-3 with hydrochloric acid (10 wt.%) and stirred for 2 hours. The precipitate was collected by filtration and dried to give the title product. ¹H
20 NMR (300 MHz, DMSO-d₆) δ 7.70-7.76 (m, 1 H), 7.86 - 7.98 (m, 1 H), 8.23 (ddd, J=7.8, 1.7, 1.0 Hz, 0.2 H), 8.38 - 8.46 (m, 1.6 H), 8.49 - 8.53 (m, 0.2 H), 8.56 (ddd, J=8.1, 1.9 Hz, 0.8 H), 8.65 (ddd, J=1.7, 0.7 Hz, 0.2 H), 8.83 - 8.92 (m, 2 H), 9.30 (dd, J=2.2, 0.8 Hz, 0.2 H), 9.33 (dd, J=2.2, 0.8 Hz, 0.8 H) ppm; MS (DCI/NH₃) m/z 292 (M+H)⁺.

25

Example 50N,N-diethyl-3-(3-(pyridin-3-yl)-1,2,4-oxadiazol-5-yl)benzenesulfonamideExample 50A

30

3-(N,N-diethylsulfamoyl)benzoic acid

Diethylamine (Aldrich, 2.5 mL, 24 mmol) was added to a solution of 3-(chlorosulfonyl)benzoic acid (Aldrich, 2.0 g, 9.1 mmol) in anhydrous dichloromethane (20 mL) at 0 °C. The mixture was then stirred at 0 °C for 2

hours. The volatiles were removed under reduced pressure. The residue was treated with aqueous potassium hydrogensulfate (1 M, 10 mL) and then extracted with ethyl acetate (3x50 mL). The combined extracts were dried over magnesium sulfate filtered and then concentrated to give the title
5 compound. ¹H NMR (300 MHz, CD₃OD) δ 1.13 (t, *J*=7.1 Hz, 6 H), 3.22 - 3.30 (m, 4 H), 7.69 (t, *J*=7.8 Hz, 1 H), 8.03 (ddd, *J*=7.9, 1.9, 1.4 Hz, 1 H), 8.25 (dt, *J*=7.8, 1.4 Hz, 1 H), 8.40 (t, *J*=1.7 Hz, 1 H) ppm; MS (DCI/NH₃) *m/z* 275 (M+NH₄)⁺.

Example 50B

10 N,N-Diethyl-3-(3-(pyridin-3-yl)-1,2,4-oxadiazol-5-yl)benzenesulfonamide

The title compound was prepared according to the procedure of Example 8 using *N'*-hydroxynicotinimidamide (Aldrich) and the product of Example 50A. ¹H NMR (300 MHz, CD₃OD) δ 1.17 (t, *J*=7.1 Hz, 6 H), 3.29 - 3.37 (m, 4 H), 7.65 (ddd, *J*=8.1, 5.0, 0.8 Hz, 1 H), 7.86 (t, *J*=7.6 Hz, 1 H), 8.14
15 (ddd, *J*=7.9, 1.8, 1.2 Hz, 1 H), 8.48 (dt, *J*=7.9, 1.5 Hz, 1 H), 8.58 (dt, *J*=8.1, 1.9 Hz, 1 H), 8.62 (t, *J*=1.5 Hz, 1 H), 8.75 (dd, *J*=5.1, 1.7 Hz, 1 H), 9.31 (dd, *J*=2.2, 0.8 Hz, 1 H) ppm; MS (DCI/NH₃) *m/z* 359 (M+H)⁺.

Example 51

20 2-fluoro-5-(3-(pyridin-3-yl)-1,2,4-oxadiazol-5-yl)benzotrile

The title compound was prepared according to the procedure of Example 8 using *N'*-hydroxynicotinimidamide (Aldrich) and 3-cyano-4-fluorobenzoic acid (Aldrich). ¹H NMR (300 MHz, CD₃OD) δ ppm 7.62 - 7.71 (m, 2 H), 8.54 - 8.63 (m, 2 H), 8.69 (dd, *J*=5.9, 2.2 Hz, 1 H), 8.75 (dd, *J*=4.9,
25 1.5 Hz, 1 H), 9.30 (dd, *J*=2.0, 1.0 Hz, 1 H); MS (DCI/NH₃) *m/z* 267 (M+H)⁺.

Example 52

3-(3-(1H-tetrazol-5-yl)phenyl)-5-(pyridin-3-yl)-1,2,4-oxadiazole hydrochloric acid

30 The title compound was prepared according to the procedure of Example 49 using the product of Example 3 and azidotributylstannane (Aldrich). ¹H NMR (300 MHz, DMSO-*d*₆) δ 7.74 (dd, *J*=7.3, 5.4 Hz, 1 H), 7.87

(t, $J=7.7$ Hz, 1 H), 8.25 - 8.43 (m, 2 H), 8.53 - 8.70 (m, 1 H), 8.75 - 8.85 (m, 1 H), 8.88 - 9.00 (m, 1 H), 9.32 - 9.58 (m, 1 H) ppm; MS (DCI/NH₃) m/z 292 (M+H)⁺.

5

Example 53

3-(6-chloropyridin-3-yl)-5-(pyridin-3-yl)-1,2,4-oxadiazole

Example 53A

6-Chloro-*N'*-hydroxynicotinimidamide

10 A solution of 2-chloroisonicotinonitrile (Aldrich, 5.0 g, 36.1 mmol) and hydroxylamine (Aldrich, 50% wt, 2.38 g, 36.0mmol) in methanol (100 ml) was heated to reflux and stirred for 1 hour. The volatiles were removed under reduced pressure to give the title compound. ¹H NMR (300 MHz, DMSO-d₆) δ 6.03 (s, 2 H), 7.54 (d, $J=8.7$ Hz, 1 H), 8.07 (dd, $J=8.3, 2.4$ Hz, 1 H), 8.67 (d,
15 $J=2.8$ Hz, 1 H), 9.94 (s, 1 H) ppm; MS (DCI/NH₃) m/z 172 (M+H)⁺, 189 (M+H)⁺.

Example 53B

3-(6-chloropyridin-3-yl)-5-(pyridin-3-yl)-1,2,4-oxadiazole

20 The title compound was prepared according to the procedure of Example 1 using the product of Example 53A and nicotinoyl chloride hydrochloride (Aldrich). ¹H NMR (300 MHz, MeOH-d₄) δ 7.62 - 7.75 (m, 2 H), 8.53 (dd, $J=8.1, 2.4$ Hz, 1 H), 8.60 - 8.67 (m, 1 H), 8.85 (dd, $J=5.1, 1.7$ Hz, 1 H), 9.14 (dd, $J=2.4, 0.7$ Hz, 1 H), 9.39 (dd, $J=2.2, 0.8$ Hz, 1 H) ppm; MS
25 (DCI/NH₃) m/z 259 (M+H)⁺, 261 (M+H)⁺.

Example 54

5-(6-chloropyridin-3-yl)-3-(pyridin-3-yl)-1,2,4-oxadiazole

The title compound was prepared according to the procedure of
30 Example 1 using *N'*-hydroxynicotinimidamide (Tyger) and 6-chloronicotinoyl chloride (Aldrich). ¹H NMR (300 MHz, CDCl₃) δ 7.48 (dd, $J=7.6, 5.3$ Hz, 1 H), 7.57 (d, $J=8.5$ Hz, 1 H), 8.40 - 8.48 (m, 2 H), 8.80 (dd, $J=4.7, 1.7$ Hz, 1 H),

9.24 (d, J=2.4 Hz, 1 H), 9.40 (d, J=2.4 Hz, 1 H) ppm; MS (DCI/NH₃) m/z 259 (M+H)⁺, 261 (M+H)⁺.

Example 55

5 5-(5-(pyridin-3-yl)-1,2,4-oxadiazol-3-yl)pyridin-2(1H)-one

A solution of the product of Example 53B (0.10 g, 0.39 mmol) in concentrated hydrochloric acid (1.0 mL) was heated in a microwave to 150 °C at 300 watts for 60 minutes. It was then concentrated under reduced pressure and the residue was purified by chromatography [silica gel, 10 CHCl₃/methanol (with 10% v/v ammonium hydroxide), v. 90 /10] to provide the title compound. ¹H NMR (300 MHz, DMSO-d₆) δ 6.28 - 6.73 (m, 1 H), 7.64 - 7.74 (m, 1 H), 7.98 (dd, J=9.5, 2.7 Hz, 1 H), 8.14 (d, J=2.4 Hz, 1 H), 8.49 - 8.56 (m, 1 H), 8.89 (dd, J=4.7, 1.7 Hz, 1 H), 9.32 (d, J=1.4 Hz, 1 H), 12.17 (s, 1 H) ppm; MS (DCI/NH₃) m/z 241 (M+H)⁺, 258 (M+NH₄)⁺.

15

Example 56

5-(3-(pyridin-3-yl)-1,2,4-oxadiazol-5-yl)pyridin-2(1H)-one

The title compound was prepared according to the procedure of Example 55 using the product of Example 54. ¹H NMR (300 MHz, DMSO-d₆) 20 δ 6.55 (d, J=9.2 Hz, 1 H), 7.63 (dd, J=7.6, 5.3 Hz, 1 H), 8.05 (dd, J=9.8, 2.7 Hz, 1 H), 8.31 - 8.47 (m, 2 H), 8.80 (d, J=3.4 Hz, 1 H), 9.22 (s, 1 H), 12.41 (s, 1 H) ppm; MS (DCI/NH₃) m/z 241 (M+H)⁺, 258 (M+NH₄)⁺.

Example 57

25 N-methyl-3-(3-(pyridin-3-yl)-1,2,4-oxadiazol-5-yl)benzenesulfonamide

Example 57A

3-(N-methylsulfamoyl)benzoic acid

The title compound was prepared according to the procedure of 30 Example 50A using 3-(chlorosulfonyl)benzoic acid (Aldrich) and methylamine (Aldrich). ¹H NMR (300 MHz, CD₃OD) δ 2.54 (s, 3 H), 7.70 (t, J=7.8 Hz, 1 H), 8.02 - 8.07 (m, 1 H), 8.23 - 8.28 (m, 1 H), 8.45 (t, J=1.9 Hz, 1 H) ppm; MS (DCI/NH₃) m/z 233 (M+NH₄)⁺.

Example 57BN-methyl-3-(3-(pyridin-3-yl)-1,2,4-oxadiazol-5-yl)benzenesulfonamide

The title compound was prepared according to the procedure of
5 Example 8 using *N'*-hydroxynicotinimidamide (Aldrich) and the product of
Example 57A. ¹H NMR (300 MHz, CD₃OD) δ 2.60 (s, 3 H), 7.65 (ddd, *J*=8.1,
5.0, 0.8 Hz, 1 H), 7.87 (t, *J*=8.1 Hz, 1 H), 8.15 (ddd, *J*=8.0, 1.9, 1.0 Hz, 1 H),
8.48 (ddd, *J*=7.8, 1.7, 1.0 Hz, 1 H), 8.58 (dt, *J*=8.1, 1.9 Hz, 1 H), 8.67 (t, *J*=1.5
Hz, 1 H), 8.75 (dd, *J*=4.7, 1.7 Hz, 1 H), 9.31 (dd, *J*=2.2, 0.8 Hz, 1 H) ppm; MS
10 (DCI/NH₃) *m/z* 317 (M+H)⁺.

Example 583-(3-(pyridin-3-yl)-1,2,4-oxadiazol-5-yl)aniline dihydrochloride

15

Example 58A3-(3-(pyridin-3-yl)-1,2,4-oxadiazol-5-yl)aniline

The title compound was prepared according to the procedure of
Example 46 using the product of Example 40. ¹H NMR (300 MHz, DMSO-*d*₆)
δ ppm 5.60 (s, 2 H), 6.84 - 6.93 (m, 1 H), 7.24 - 7.33 (m, 2 H), 7.41 (d, *J*=1.7
20 Hz, 1 H), 7.60 - 7.67 (m, 1 H), 8.38 - 8.45 (m, 1 H), 8.81 (dd, *J*=5.1, 1.7 Hz, 1
H), 9.23 (d, *J*=2.4 Hz, 1 H) ppm; MS (DCI/NH₃) *m/z* 239 (M+H)⁺, 256
(M+NH₄)⁺.

Example 58B

25

3-(3-(pyridin-3-yl)-1,2,4-oxadiazol-5-yl)aniline dihydrochloride

A solution of the product of Example 58A (60 mg, 0.25 mmol) in ethyl
acetate (2 mL) was stirred with hydrochloric acid (Aldrich, 4 M in dioxane,
0.14 mL, 0.55 mmol) at ambient temperature for 4 hours. The title compound
was collected by filtration and dried under vacuum. ¹H NMR (300 MHz,
30 DMSO-*d*₆) δ 7.44 (d, *J*=7.9 Hz, 1 H), 7.62 (t, *J*=7.9 Hz, 1 H), 7.80 (dd, *J*=7.9,
5.2 Hz, 1 H), 7.85 - 7.96 (m, 2 H), 8.60 (d, *J*=7.9 Hz, 1 H), 8.90 (d, *J*=4.8 Hz, 1
H), 9.31 (s, 1 H) ppm; MS (DCI/NH₃) *m/z* 239 (M+H)⁺, 256 (M+NH₄)⁺.

Example 59(3-(3-(pyridin-3-yl)-1,2,4-oxadiazol-5-yl)phenyl)methanamine bis(hydrochloric acid)

A solution of the product of Example 62 (120 mg, 0.34 mmol) in ethyl acetate (5 mL) was stirred with hydrochloric acid (Aldrich, 4 M in dioxane, 0.5 mL, 2.0 mmol) at ambient temperature for 4 hours. The precipitate was collected by filtration and dried under vacuum to give the title compound. ¹H NMR (300 MHz, DMSO-d₆) δ 4.21 (q, *J*=5.9 Hz, 2 H), 7.65 - 7.79 (m, 2 H), 7.86 (dt, *J*=8.0, 1.3 Hz, 1 H), 8.24 (dt, *J*=7.7, 1.4 Hz, 1 H), 8.35 - 8.45 (m, 3 H), 8.48 (dt, *J*=8.1, 1.9 Hz, 1 H), 8.85 (dd, *J*=4.9, 1.2 Hz, 1 H), 9.28 (d, *J*=1.4 Hz, 1 H) ppm; MS (DCI/NH₃) *m/z* 253 (M+H)⁺.

Example 605-(2-chloropyridin-4-yl)-3-(pyridin-3-yl)-1,2,4-oxadiazole

The title compound was prepared according to the procedure of Example 1 using *N*-hydroxynicotinimidamide (Aldrich) and 2-chloroisonicotinoyl chloride (Maybridge). ¹H NMR (300 MHz, DMSO-d₆) δ 7.68 (ddd, *J*=7.9, 4.8, 0.8 Hz, 1 H), 8.16 (dd, *J*=5.1, 1.4 Hz, 1 H), 8.23 (dd, *J*=1.5, 0.8 Hz, 1 H), 8.42 - 8.54 (m, 1 H), 8.77 (dd, *J*=5.1, 0.7 Hz, 1 H), 8.84 (dd, *J*=4.7, 1.7 Hz, 1 H), 9.28 (dd, *J*=2.2, 0.8 Hz, 1 H) ppm; MS (DCI/NH₃) *m/z* 259 (M+H)⁺, 261 (M+H)⁺.

Example 614-(3-(pyridin-3-yl)-1,2,4-oxadiazol-5-yl)pyridin-2(1H)-one hydrochloric acid

The title compound was prepared according to the procedure of Example 44 using the product of Example 60. ¹H NMR (300 MHz, DMSO-d₆) δ 6.81 (dd, *J*=6.6, 1.9 Hz, 1 H), 7.09 - 7.14 (m, 1 H), 7.67 - 7.76 (m, 2 H), 8.51 (dt, *J*=8.0, 1.9, 1.7 Hz, 1 H), 8.86 (dd, *J*=4.9, 1.5 Hz, 1 H), 9.28 (d, *J*=1.4 Hz, 1 H) ppm; MS (DCI/NH₃) *m/z* 241 (M+H)⁺.

Example 62tert-butyl 3-(3-(pyridin-3-yl)-1,2,4-oxadiazol-5-yl)benzylcarbamate

The title compound was prepared according to the procedure of Example 8 using *N*-hydroxynicotinimidamide (Aldrich) and 3-((tert-butoxycarbonylamino)methyl)benzoic acid (Fluka). ¹H NMR (300 MHz, DMSO-d₆) δ 1.42 (s, 9 H), 4.27 (d, *J*=6.1 Hz, 2 H), 7.51 - 7.72 (m, 4 H), 8.01 - 5 8.17 (m, 2 H), 8.45 (dt, *J*=8.1, 1.9 Hz, 1 H), 8.82 (dd, *J*=5.1, 1.7 Hz, 1 H), 9.26 (dd, *J*=2.2, 0.8 Hz, 1 H) ppm; MS (DCI/NH₃) *m/z* 353 (M+H)⁺.

Example 63

5-(3-bromophenyl)-3-(pyridin-3-yl)-1,2,4-oxadiazole

10 The title compound was prepared according to the procedure of Example 1 using *N*-hydroxynicotinimidamide (Aldrich) and 3-bromobenzoyl chloride (Aldrich). ¹H NMR (300 MHz, DMSO-d₆) δ 7.60 - 7.71 (m, 2 H), 7.98 (ddd, *J*=8.1, 2.0, 1.0 Hz, 1 H), 8.22 (ddd, *J*=7.4, 1.6, 1.3 Hz, 1 H), 8.35 (t, *J*=1.8 Hz, 1 H), 8.46 (dt, *J*=7.9, 2.0 Hz, 1 H), 8.83 (dd, *J*=4.8, 1.6 Hz, 1 H), 15 9.27 (dd, *J*=2.4, 0.8 Hz, 1 H) ppm; MS (DCI/NH₃) *m/z* 302 (M+H)⁺, 304 (M+H)⁺.

Example 64

1-(3-(3-(pyridin-3-yl)-1,2,4-oxadiazol-5-yl)phenyl)pyrrolidin-2-one

20 A solution of the product of Example 63 (200mg, 0.66 mmol) and pyrrolidin-2-one (Aldrich, 85 mg, 0.99 mmol) in toluene (anhydrous 10 mL) was degassed and purged with nitrogen three times, cesium carbonate (Aldrich, 324 mg, 0.993 mmol) and tris(dibenzylideneacetone)dipalladium(0) (Aldrich, 12.1 mg, 0.013 mmol), 4,5-bis(diphenylphosphino)-9,9- 25 dimethylxanthene (Aldrich, 23.0 mg, 0.040 mmol, xantphos) were added, degassed and purged with nitrogen three times. The mixture was then heated to 100 °C and stirred under nitrogen for 15 hours. It was then cooled to ambient temperature and diluted with ethyl acetate (50 mL), washed with brine (2 x 5 mL), concentrated, purified with chromatography (v. ethyl 30 acetate/hexane = 1/1, R_f=0.1) to give the title compound. ¹H NMR (300 MHz, DMSO-d₆) δ 2.04 - 2.19 (m, 2 H), 2.57 (t, *J*=7.9 Hz, 2 H), 3.95 (t, *J*=6.9 Hz, 2 H), 7.60 - 7.75 (m, 2 H), 7.84 - 8.10 (m, 2 H), 8.46 (dt, *J*=7.9, 2.0 Hz, 1 H), 8.64 (t, *J*=2.0 Hz, 1 H), 8.82 (dd, *J*=5.0, 1.8 Hz, 1 H), 9.26 (dd, *J*=2.4, 0.8 Hz, 1 H) ppm; MS (DCI/NH₃) *m/z* 307 (M+H)⁺.

Example 65tert-butyl 3-(3-(pyridin-3-yl)-1,2,4-oxadiazol-5-yl)phenylcarbamate

The title compound was prepared according to the procedure of
5 Example 8 using *N'*-hydroxynicotinimidamide (Aldrich) and 3-(*tert*-
butoxycarbonylamino)benzoic acid (Aldrich). ¹H NMR (300 MHz, CDCl₃) δ
1.56 (s, 9 H), 6.71 (s, 1 H), 7.39 - 7.58 (m, 2 H), 7.68 (d, J=7.9 Hz, 1 H), 7.89
(d, J=9.1 Hz, 1 H), 8.24 (s, 1 H), 8.45 (d, J=7.9 Hz, 1 H), 8.77 (d, J=4.8 Hz, 1
H), 9.40 (s, 1 H) ppm; MS (DCI/NH₃) m/z 339 (M+H)⁺, 356 (M+NH₄)⁺.

10

Example 66N,N-dimethyl-1-(3-(3-(pyridin-3-yl)-1,2,4-oxadiazol-5-yl)phenyl)methanamine,
bishydrochloric acid salt

The free base of the title compound was prepared according to the
15 procedure of Example 8 using *N'*-hydroxynicotinimidamide (Aldrich) and 3-
((dimethylamino)methyl)benzoic acid (Aldrich). A solution of this free base in
ethyl acetate (5 mL) was treated with hydrochloric acid (Aldrich, 0.5 mL, 4M in
dioxane) at ambient temperature for 2 hours. The title compound was
collected by filtration and dried under vacuum. ¹H NMR (300 MHz, CD₃OD) δ
20 2.93 (s, 6 H), 4.51 (s, 2 H), 7.82 (t, J=7.8 Hz, 1 H), 7.90 (dt, J=7.8, 1.5 Hz, 1
H), 8.23 (dd, J=8.0, 5.9 Hz, 1 H), 8.42 (dt, J=7.7, 1.4 Hz, 1 H), 8.49 (t, J=1.5
Hz, 1 H), 9.04 (d, J=5.1 Hz, 1 H), 9.21 (dt, J=8.1, 1.7 Hz, 1 H), 9.56 (s, 1 H)
ppm; MS (DCI/NH₃) m/z 281 (M+H)⁺.

25

Example 675-(3-(piperazin-1-yl)phenyl)-3-(pyridin-3-yl)-1,2,4-oxadiazole bis(hydrochloric
acid)Example 67A

30 tert-butyl 4-(3-(3-(pyridin-3-yl)-1,2,4-oxadiazol-5-yl)phenyl)piperazine-1-
carboxylate

A solution of the product of Example 63 (200mg, 0.66 mmol) and tert-
butyl piperazine-1-carboxylate (Aldrich, 123 mg, 0.66 mmol) in toluene

(anhydrous, 10 mL) was degassed and purged with nitrogen three times, sodium t-butoxide (Aldrich, 64 mg, 0.66 mmol) and tris(dibenzylideneacetone)dipalladium(0) (Aldrich, 12.1 mg, 0.013 mmol), 4,5-bis(diphenylphosphino)-9,9-dimethylxanthene (Aldrich, 23.0 mg, 0.040 mmol, 5 xantphos) were added, degassed and purged with nitrogen three times. The mixture was then heated to 100 °C and stirred under nitrogen for 15 hours. It was then cooled to ambient temperature and diluted with ethyl acetate (50 mL), washed with brine (2 x 5 mL), concentrated, purified with chromatography (v. ethyl acetate/hexane = 1/1, R_f=0.6) to give the title 10 compound. ¹H NMR (300 MHz, MeOH-d₄) δ 1.49 (s, 9 H), 3.25 - 3.30 (m, 4 H), 3.56 - 3.71 (m, 4 H), 7.31 (ddd, J=8.4, 2.6, 0.8 Hz, 1 H), 7.49 (t, J=8.0 Hz, 1 H), 7.64 (ddd, J=8.0, 4.9, 0.7 Hz, 1 H), 7.70 (dt, J=8.0, 1.1 Hz, 1 H), 7.79 (dd, J=2.4, 1.7 Hz, 1 H), 8.56 (dt, J=7.9, 2.0 Hz, 1 H), 8.74 (dd, J=4.9, 1.5 Hz, 1 H), 9.29 (dd, J=2.2, 0.8 Hz, 1 H) ppm; MS (DCI/NH₃) m/z 408 (M+H)⁺.

15

Example 67B

5-(3-(piperazin-1-yl)phenyl)-3-(pyridin-3-yl)-1,2,4-oxadiazole bis(hydrochloric acid)

The title compound was prepared according to the procedure of 20 Example 59 using the product of Example 67A. ¹H NMR (300 MHz, MeOH-d₄) δ 3.40 - 3.48 (m, 4 H), 3.54 - 3.62 (m, 4 H), 7.42 (ddd, J=8.3, 2.8, 0.8 Hz, 1 H), 7.58 (t, J=8.1 Hz, 1 H), 7.78 - 7.94 (m, 2 H), 8.24 - 8.39 (m, 1 H), 9.08 (d, J=5.9 Hz, 1 H), 9.32 (dt, J=8.3, 1.8 Hz, 1 H), 9.59 (d, J=1.6 Hz, 1 H) ppm; MS (DCI/NH₃) m/z 308 (M+H)⁺.

25

Example 68

1-(3-(3-(pyridin-3-yl)-1,2,4-oxadiazol-5-yl)phenyl)ethanone

The title compound was prepared according to the procedure of 30 Example 8 using N'-hydroxynicotinimidamide (Aldrich) and 3-acetylbenzoic acid (Aldrich). ¹H NMR (300 MHz, CD₃OD) δ 2.72 (s, 3 H), 7.66 (ddd, J=8.0, 4.9, 1.0 Hz, 1 H), 7.80 (t, J=8.1 Hz, 1 H), 8.31 (ddd, J=8.1, 1.4, 1.2 Hz, 1 H), 8.47 (ddd, J=8.1, 1.4, 1.2 Hz, 1 H), 8.59 (ddd, J=8.1, 2.0, 1.8 Hz, 1 H), 8.75 (dd, J=5.2, 1.6 Hz, 1 H), 8.81 (t, J=1.4 Hz, 1 H), 9.32 (dd, J=2.4, 0.8 Hz, 1 H)

ppm; MS (DCI/NH₃) m/z 266 (M+H)⁺.

Example 69

3-(6-chloropyridin-3-yl)-5-(2,3-difluorophenyl)-1,2,4-oxadiazole

5 The title compound was prepared according to the procedure of Example 1 using the product of Example 53A and 2,3-difluorobenzoyl chloride (Aldrich). ¹H NMR (300 MHz, DMSO-d₆) δ 7.41 - 7.59 (m, 1 H), 7.76 - 7.93 (m, 2 H), 8.05 (dd, J=7.8, 6.1 Hz, 1 H), 8.48 (dd, J=8.3, 2.5 Hz, 1 H), 9.08 (d, J=2.4 Hz, 1 H) ppm; MS (DCI/NH₃) m/z 294 (M+H)⁺, 296 (M+H)⁺.

10

Example 70

3-(6-chloropyridin-3-yl)-5-(3,4-difluorophenyl)-1,2,4-oxadiazole

The title compound was prepared according to the procedure of Example 1 using the product of Example 53A and 3,4-difluorobenzoyl chloride
15 (Aldrich). ¹H NMR (300 MHz, DMSO-d₆) δ ppm 7.70 - 7.83 (m, 2 H), 8.03 - 8.15 (m, 1 H), 8.22 - 8.36 (m, 1 H), 8.48 (dd, J=8.1, 2.4 Hz, 1 H), 9.08 (d, J=2.4 Hz, 1 H) ppm; MS (DCI/NH₃) m/z 294 (M+H)⁺, 296 (M+H)⁺.

Example 71

20 (R)-3-(pyridin-3-yl)-5-(3-(pyrrolidin-2-yl)phenyl)-1,2,4-oxadiazole
bis(hydrochloric acid)

Example 71A

25 (R)-tert-butyl 2-(3-(3-(pyridin-3-yl)-1,2,4-oxadiazol-5-yl)phenyl)pyrrolidine-1-
carboxylate

Under nitrogen, to a solution of tert-butyl pyrrolidine-1-carboxylate (Aldrich, 0.52 g, 3.00 mmol) and (-)-sparteine (Aldrich, 0.69 g, 3.0 mmol) in t-butyl methyl ether (Aldrich, anhydrous, 10 mL) was added sec-butyllithium (Aldrich, 1.4 M in cyclohexane, 2.2 mL, 3.1 mmol) at -78 °C. After the
30 completion of the addition, it was stirred at -78 °C for 3 hours. Zinc chloride (Aldrich, 1 M in diethyl ether, 2.0 mL, 2.0 mmol) was then added slowly and the resultant solution was stirred at -78 °C for additional 30 minutes and then

warmed up to ambient temperature, stirred for another 30 minutes at room temperature before the addition of a solution of the product of the Example 63 (0.30 g, 1.0 mmol) in tetrahydrofuran (anhydrous, 5.0 mL) and bis(tri-*t*-butylphosphine)palladium(0) (Strem, 10.2 mg, 0.02 mmol). The mixture was stirred at ambient temperature for 15 hours and quenched with ammonium hydroxide (5 mL). The mixture was extracted with ethyl acetate (3 x 20 mL). The combined extracts were concentrated and purified by chromatography (v. hexanes/ethyl acetate = 1/1, $R_f=0.5$) to give the title compound. $^1\text{H NMR}$ (300 MHz, MeOH-d_4) δ 1.19 (s (broad), 6 H), 1.48 (s (broad), 3 H), 1.83 - 2.00 (m, 2 H), 2.37 - 2.55 (m, $J=8.1$, 8.1 Hz, 1 H), 3.57 - 3.72 (m, 2 H), 4.90 - 5.14 (m, 1 H), 7.47 - 7.73 (m, 3 H), 8.00 - 8.25 (m, 2 H), 8.56 (dt, $J=8.3$, 1.8 Hz, 1 H), 8.74 (dd, $J=5.1$, 1.7 Hz, 1 H), 9.29 (dd, $J=2.0$, 0.7 Hz, 1 H) ppm; MS (DCI/ NH_3) m/z 393 (M+H) $^+$.

15

Example 71B(*R*)-3-(Pyridin-3-yl)-5-(3-(pyrrolidin-2-yl)phenyl)-1,2,4-oxadiazole bis(hydrochloric acid)

The title compound was prepared according to the procedure of Example 59 using the product of Example 71A. $^1\text{H NMR}$ (300 MHz, DMSO-d_6) δ 1.98 - 2.27 (m, 3 H), 2.39 - 2.50 (m, 1 H), 3.22 - 3.51 (m, 2 H), 4.55 - 4.81 (m, 1 H), 7.71 - 7.82 (m, 2 H), 7.96 (d, $J=7.9$ Hz, 1 H), 8.26 (dt, $J=7.8$, 1.2 Hz, 1 H), 8.40 (s, 1 H), 8.58 (dt, $J=8.1$, 1.9 Hz, 1 H), 8.89 (dd, $J=5.2$, 1.6 Hz, 1 H), 9.21 - 9.53 (m, $J=1.6$ Hz, 2 H) ppm; MS (DCI/ NH_3) m/z 293 (M+H) $^+$.

25

Example 725-(3-(1H-pyrazol-3-yl)phenyl)-3-(pyridin-3-yl)-1,2,4-oxadiazole

The title compound was prepared according to the procedure of Example 8 using *N*-hydroxynicotinimidamide (Aldrich) and 3-(1H-pyrazol-3-yl)benzoic acid (Maybridge). $^1\text{H NMR}$ (300 MHz, DMSO-d_6) δ 6.91 (d, $J=2.4$ Hz, 1 H), 7.62 - 7.69 (m, 1 H), 7.72 (t, $J=7.8$ Hz, 1 H), 7.79 - 7.92 (m, 1 H), 7.82-7.88 (m, 1H), 8.10-8.20 (m, 3 H), 8.49 (dt, $J=8.2$, 1.9, 1.7 Hz, 1 H), 8.64 (s, 1 H), 8.83 (dd, $J=4.7$, 1.7 Hz, 1 H), 9.29 (dd, $J=2.2$, 0.8 Hz, 1 H) ppm; MS (DCI/ NH_3) m/z 290 (M+H) $^+$.

30

Example 731-(3-(3-(pyridin-3-yl)-1,2,4-oxadiazol-5-yl)phenyl)ethanol

A solution of the product of Example 68 (265 mg, 1.0 mmol) in ethanol
5 (5 mL) was stirred with sodium borohydride (Aldrich, 83 mg, 2.2 mmol) at
room temperature for 16 hours. The inorganic solid was filtered off with a
syringe filter and the liquid mixture was purified by preparative HPLC (Gilson,
column, Xbridge[®] 5 μ m, 30 x 100 mm. eluting solvent, acetonitrile/water (pH =
10, NH₄HCO₃-NH₃•H₂O buffer), v. 5/95 to 95/5 over 35 minutes, flow rate, 40
10 mL/minute, uv, 234 nm). Fractions of the desired product were collected and
concentrated to give the desired product. ¹H NMR (300 MHz, CD₃OD) δ 1.51
(d, *J*=6.7 Hz, 3 H), 4.97 (q, *J*=6.6 Hz, 1 H), 7.57 - 7.73 (m, 3 H), 8.13 (dt,
J=7.6, 1.5 Hz, 1 H), 8.28 (t, *J*=1.8 Hz, 1 H), 8.57 (dt, *J*=7.9, 1.8 Hz, 1 H), 8.74
(dd, *J*=5.0, 1.8 Hz, 1 H), 9.30 (dd, *J*=2.2, 1.0 Hz, 1 H) ppm; MS (DCI/NH₃) *m/z*
15 268 (M+H)⁺.

Example 743-(3-(6-chloropyridin-3-yl)-1,2,4-oxadiazol-5-yl)benzotrile

The title compound was prepared according to the procedure of
20 Example 1 using the product of Example 53A and 3-cyanobenzoyl chloride
(Aldrich). ¹H NMR (300 MHz, CDCl₃) δ 7.52 (d, *J*=7.8 Hz, 1 H), 7.75 (t, *J*=8.0
Hz, 1 H), 7.93 (d, *J*=7.8 Hz, 1 H), 8.30 - 8.50 (m, 2 H), 8.54 (s, 1 H), 9.19 (d,
J=2.4 Hz, 1 H) ppm; MS (DCI/NH₃) *m/z* 283 (M+H)⁺, 300 (M+NH₄)⁺.

25

Example 753-(4-fluorophenyl)-5-(pyridin-3-yl)-1,2,4-oxadiazole

4-Fluoro-N'-hydroxybenzimidamide (0.154 g, 1 mmol) was dissolved in
pyridine (10 mL) and nicotinoyl chloride (Aldrich, 0.141 g, 1 mmol) was added.
The reaction mixture was heated to reflux for 3 hours and then cooled to room
30 temperature. The cooled reaction mixture was quenched with water (25 mL)
and filtered. The solid was further purified with flash column chromatography
(5% methanol/dichloromethane) to give the titled product. ¹H NMR (300 MHz,
DMSO-d₆) δ 7.47 (t, *J*= 6.8 Hz, 2 H), 7.74-7.70 (m, 1 H), 8.20-8.15 (m, 2 H),

8.58-8.54 (m, 1 H), 8.91-8.89 (dd, $J=1.7, 1.7$ Hz, 1 H), 9.35 (d, $J=1.4$ Hz, 1 H) ppm; MS (DCI/NH₃) m/z 242 (M+H)⁺.

Example 76

5 3-(5-(6-chloropyridin-3-yl)-1,2,4-oxadiazol-3-yl)benzotrile

The title compound was prepared according to the procedure of Example 4B using 3-cyano-N'-hydroxybenzimidamide (Example 4A) and 6-chloronicotinoyl chloride (Aldrich). ¹H NMR (300 MHz, DMSO-d₆) δ 7.87 (m, 2 H), 8.17 (m, 1 H), 8.4 (m, 1 H), 8.43 (d, $J=1.7$ Hz, 1 H), 8.6 (m, 1 H), 9.25 (d, $J=1.7$ Hz, 1 H) ppm; MS (DCI/NH₃) m/z 283 (M+H)⁺.

10

Example 77

3-(5-(2-fluoropyridin-3-yl)-1,2,4-oxadiazol-3-yl)benzotrile

The title compound was prepared according to the procedure of Example 4B using 3-cyano-N'-hydroxybenzimidamide (Example 4A) and 2-fluoronicotinoyl chloride (Aldrich). ¹H NMR (300 MHz, DMSO-d₆) δ 7.87 (m, 1 H), 7.95 (m, 1 H), 8.17 (m, 1 H), 8.17 (m, 1 H), 8.43 (m, 1 H), 8.6 (m, 1 H), 8.8 (m, 1 H) ppm; MS (DCI/NH₃) m/z 267 (M+H)⁺.

15

Example 78

20 3-fluoro-5-(5-(pyridin-3-yl)-1,2,4-oxadiazol-3-yl)benzotrile

The title compound was prepared according to the procedure of Example 4B using 3-cyano-5-fluoro-N'-hydroxybenzimidamide (Prepared from 5-fluoroisophthalonitrile using the procedure described in Example 4A.) and nicotinoyl chloride (Aldrich). ¹H NMR (300 MHz, DMSO-d₆) δ 7.77 (m, 1 H), 8.2 (m, 2 H), 8.4 (m, 1 H), 8.6 (m, 1 H), 8.9 (m, 1 H), 9.4 (m, 1 H) ppm; MS (DCI/NH₃) m/z 267 (M+H)⁺.

25

In addition to the specific compounds, one of ordinary skill in the art would readily recognize that a variety of pharmaceutically acceptable salts, esters, and amides of a parent compound also could be incorporated into a composition, method, or article of manufacture of the present invention.

30

Suitable pharmaceutically acceptable basic addition salts include, but are not limited to cations based on alkali metals or alkaline earth metals such

as lithium, sodium, potassium, calcium, magnesium and aluminum salts and the like and nontoxic quaternary ammonia and amine cations including ammonium, tetramethylammonium, tetraethylammonium, methylamine, dimethylamine, trimethylamine, triethylamine, diethylamine, ethylamine and the like. Other representative organic amines useful for the formation of base addition salts include ethylenediamine, ethanolamine, diethanolamine, piperidine, piperazine and the like.

Other possible compounds include pharmaceutically acceptable amides and esters. "Pharmaceutically acceptable ester" refers to those esters, which retain, upon hydrolysis of the ester bond, the biological effectiveness and properties of the carboxylic acid and are not biologically or otherwise undesirable. For a description of pharmaceutically acceptable esters as prodrugs, see Bundgaard, E., ed., (1985) Design of Prodrugs, Elsevier Science Publishers, Amsterdam, which is hereby incorporated by reference. These esters are typically formed from the corresponding carboxylic acid and an alcohol. Generally, ester formation can be accomplished via conventional synthetic techniques. (See, e.g., March Advanced Organic Chemistry, 3rd Ed., John Wiley & Sons, New York p. 1157 (1985) and references cited therein, and Mark et al. Encyclopedia of Chemical Technology, John Wiley & Sons, New York (1980), both of which are hereby incorporated by reference. The alcohol component of the ester will generally comprise (i) a C2 -C12 aliphatic alcohol that can or can not contain one or more double bonds and can or can not contain branched carbons or (ii) a C7 -C12 aromatic or heteroaromatic alcohols. This invention also contemplates the use of those compositions, which are both esters as described herein, and at the same time are the pharmaceutically acceptable salts thereof.

"Pharmaceutically acceptable amide" refers to those amides, which retain, upon hydrolysis of the amide bond, the biological effectiveness and properties of the carboxylic acid and are not biologically or otherwise undesirable. For a description of pharmaceutically acceptable amides as prodrugs, see Bundgaard, H., Ed., (1985) Design of Prodrugs, Elsevier Science Publishers, Amsterdam. These amides are typically formed from the corresponding carboxylic acid and an amine. Generally, amide formation can be accomplished via conventional synthetic techniques. (See, e.g., March

Advanced Organic Chemistry, 3rd Ed., John Wiley & Sons, New York, p. 1152 (1985) and Mark et al. Encyclopedia of Chemical Technology, John Wiley & Sons, New York (1980), both of which are hereby incorporated by reference. This invention also contemplates the use of those compositions, which are
5 amides, as described herein, and at the same time are the pharmaceutically acceptable salts thereof.

It also will be readily apparent to one with skill in the art that the compounds can be generated in vivo by administration of a drug precursor which, following administration, releases the drug in vivo via a chemical or
10 physiological process (e.g., a parent compound on being brought to the physiological pH or through enzyme action is converted to the desired drug form).

Administration

15 As noted above, it has been discovered that pain can be treated by concurrently administering to a patient (e.g., a mammal, such as a human) in need thereof, an $\alpha 4\beta 2$ PAM and an $\alpha 4\beta 2$ receptor ligand. Such combination may be especially useful in expanding the dosage range for obtaining therapeutically beneficial effects.

20 As used in this application, the term "concurrent administration" refers to administering the $\alpha 4\beta 2$ receptor ligand to a patient, who has been prescribed (or has consumed) at least one an $\alpha 4\beta 2$ PAM, at an appropriate time so that the patient's symptoms may subside. This may mean simultaneous administration of an $\alpha 4\beta 2$ PAM and an $\alpha 4\beta 2$ receptor ligand, or
25 administration of the medications at different, but appropriate times. Establishing such a proper dosing schedule will be readily apparent to one skilled in the art, such as a physician treating various pain states.

The dosage range at which the $\alpha 4\beta 2$ PAM and an $\alpha 4\beta 2$ receptor ligand will be administered concurrently can vary widely. The specific dosage will be
30 chosen by the patient's physician taking into account the particular compounds chosen, the severity of the patient's illness, any other medical conditions or diseases the patient is suffering from, other drugs the patient is taking and their potential to cause an interaction or adverse event, the

patient's previous response to medication, and other factors. Suitable dosage ranges for the $\alpha 4\beta 2$ PAM are from about 0.0001 mg/kg to 100 mg/kg of body weight. Suitable dosage ranges for the $\alpha 4\beta 2$ receptor ligand are from about 0.0001 mg/kg to 100 mg/kg of body weight.

5 The $\alpha 4\beta 2$ PAM and an $\alpha 4\beta 2$ receptor ligand should be administered concurrently in amounts that are effective to treat the patient's pain, cognitive disorder, or related condition. In more general terms, one would create a combination of the present invention by choosing a dosage of an $\alpha 4\beta 2$ PAM and an $\alpha 4\beta 2$ receptor ligand according to the spirit of the guidelines presented
10 above.

The invention also is carried out by administering an $\alpha 4\beta 2$ PAM together with an $\alpha 4\beta 2$ receptor ligand in any manner which provides effective levels of the compounds in the body at the same time. Typically, the combination will be administered orally.

15 However, the invention is not limited to oral administration. The invention should be construed to cover any route of administration that is appropriate for the medications involved and for the patient. For example, transdermal administration may be very desirable for patients who are forgetful or petulant about taking oral medicine. Injections may be appropriate
20 for patients refusing their medication. One of the drugs may be administered by one route, such as oral, and the others may be administered by the transdermal, percutaneous, intravenous, intramuscular, intranasal, or intrarectal route, in particular circumstances. The route of administration may be varied in any way, limited by the physical properties of the drugs and the
25 convenience of the patient and the caregiver.

Based on the diversity of the mechanisms underlying chronic pain (e.g. nociceptive or neuropathic, degrees of pain intensity, various etiologies etc), currently available pain medications are not efficacious in all patients or in all pain conditions. Analgesics can be broadly categorized as non-opioid
30 analgesics (acetaminophen and non-steroidal anti-inflammatory drugs (NSAIDs)), opioid analgesics (morphine) and adjuvant analgesics or co-analgesics (antiepileptic drugs and antidepressants). In a simplified classification, non-opioid analgesics are mostly used to relieve mild to

moderate nociceptive pain, adjuvant analgesics (gabapentin, pregabalin) are used to relieve neuropathic pain, and opioid analgesics are used to treat severe pain of all origins, depending on the dose prescribed.

Nicotinic acetylcholine receptor ligands act at multiple locations
5 throughout the pain pathway to relieve pain. Nicotinic acetylcholine receptor ligands are found on primary sensory neurons (periphery) where nociceptive information is initiated, in the cell body regions of these neurons (i.e. the dorsal root ganglion or DRG), the dorsal spinal cord where the first pain synapse is located, in the brainstem cell body regions that control descending innervation, as well as in the higher brain regions that integrate and perceive
10 sensory information such as the thalamus and the cortex. The current theory supported by evidence from multiple sources (reviewed in Decker et al., *Curr Topics Med Chem*, 4: 369, 2004) is that anti-nociceptive effects of nAChR ligands are mediated by activation of brain stem nuclei with descending
15 inhibitory inputs to the spinal cord. Additional pathways may also mediate analgesic effects of nAChR agonists in persistent or neuropathic pain.

Another aspect of the invention is the potential to enhance efficacy of other medications used for treating pain when combined with an $\alpha 4\beta 2$ PAM. As noted above, examples of currently used drugs include opioids,
20 gabapentin, pregabalin, duloxetine and others. Novel mechanisms such as cannabinoids, vanilloid receptor antagonists, calcium channel blockers and sodium channel blockers are also being developed for the treatment of pain. For many of these mechanisms, it is emerging that a component of efficacy may be driven by activation of descending inhibitory inputs. For example,
25 opioid analgesics can block pain transmission, in part by increasing descending inhibitory pathways to modulate pain transmission at the spinal level (Pasternack, G.W., *Clin Neuropaharmacol.* 16: 1, 1993; Lauretti, G.T., *Expert Reviews in Neurotherapeutics*, 6: 613-622. 2006). Since these drugs exert their effect via activating descending inhibitory inputs, and these
30 pathways can be shared or commonly activated by $\alpha 4\beta 2$ nAChR ligands, it is anticipated that co-administration of $\alpha 4\beta 2$ selective PAMs can lead to enhanced efficacy of other analgesic agents by amplifying the descending inhibitory control of spinal cord activation. Thus, combination with $\alpha 4\beta 2$ PAMs

enables the opportunity to create analgesic medications with either a broader or superior spectrum of efficacy that would improve the treatment of chronic pain.

Other nAChR-mediated diseases or disorders also can benefit from
5 such concurrent administration. The combination of $\alpha 4\beta 2$ nAChR ligands and $\alpha 4\beta 2$ selective PAMs can be used for treatment of diseases or disorders related to the cholinergic system of the central nervous system, the peripheral nervous system, diseases or disorders related to smooth muscle contraction, endocrine diseases or disorders, diseases or disorders related to neuro-
10 degeneration, diseases or disorders related to inflammation, and withdrawal symptoms caused by the termination of abuse of chemical substances, in for example nicotine, as well as pain. In a particular embodiment, the combination is useful for conditions and disorders related to attention deficit disorder, attention deficit hyperactivity disorder (ADHD), Alzheimer's disease
15 (AD), schizophrenia, mild cognitive impairment, age-associated memory impairment (AAMI), senile dementia, AIDS dementia, Pick's Disease, dementia associated with Lewy bodies, dementia associated with Down's syndrome, schizophrenia, smoking cessation, substance abuse, amyotrophic lateral sclerosis, Huntington's disease, diminished CNS function associated
20 with traumatic brain injury, acute pain, post-surgical pain, chronic pain, inflammatory pain, neuropathic pain, infertility, lack of circulation, need for new blood vessel growth associated with wound healing, more particularly circulation around a vascular occlusion, need for new blood vessel growth associated with vascularization of skin grafts, ischemia, inflammation, sepsis,
25 wound healing, and other complications associated with diabetes, among other systemic and neuroimmunomodulatory activities. The method is useful for conditions and disorders related to conditions and disorders characterized by neuropsychological and cognitive dysfunction, for example in Alzheimer's disease, bipolar disorder, schizophrenia, schizoaffective disorder, and other
30 related disorders characterized by neuropsychological and cognitive dysfunction, in particular.

For example, one embodiment relates to a method of use for treating or preventing a condition or disorder characterized by attention or cognitive

dysfunction, such as Alzheimer's disease and ADHD, among other condition and disorders. The method comprises the step of administering a therapeutically effective amount of a nicotinic acetylcholine receptor subtype $\alpha 4\beta 2$ positive allosteric modulator to a subject in need thereof in combination
5 with a drug that improves cholinergic function. Examples of such drugs are nicotinic acetylcholine receptor ligands and acetylcholinesterase inhibitors.

Another method of use relates to treating or preventing a condition or disorder characterized by neuropsychological dysfunction, for example scizophrenia, wherein the method comprises the step of administering a
10 therapeutically effective amount of a nicotinic acetylcholine receptor subtype $\alpha 4\beta 2$ positive allosteric modulator to a subject in need thereof in combination with an antipsychotic agent.

BIOLOGICAL ACTIVITY

15 Example 1: $\alpha 4\beta 2$ Positive allosteric modulator enhances the effects of nicotinic agonists.

Calcium Flux Assays using Cells Expressing nAChR Subtypes

Experimental Procedure: Human embryonic kidney (HEK) 293 cells
20 stably expressing human $\alpha 4\beta 2$ or $\alpha 3\beta 4$ combinations are grown to confluency in 162 cm² tissue culture flasks in DMEM media supplemented with 10% FBS and 25 μ g/ml zeocin and 200 μ g/ml hygromycin B. IMR-32 neuroblastoma cells (ATCC) are grown to confluency in 162 cm² tissue culture flasks in minimum essential media supplemented with 10% FBS and 1 mM sodium
25 pyruvate, 1 % non-essential amino acids and 1% antibiotic-antimycotic. The cells are then dissociated using cell dissociation buffer and 100-150 μ l per well of 3.5×10^5 cells/ml cell suspension (~50,000 –100,000 cells/well) was plated into 96-well black plates (poly-D-lysine precoated) with clear bottom and maintained for 24-48 hrs in a tissue culture incubator at 37°C under an
30 atmosphere of 5% CO₂: 95% air. Other clonal cell lines or primary cell cultures that express endogenous $\alpha 4^*$ nicotinic receptors may also be used in this assay. Calcium flux was measured using calcium-3 assay kit (Molecular Devices, Sunnyvale, CA) or fluo-4 (Invitrogen). A stock solution of the dye

was prepared by dissolving each vial supplied by the vendor in Hank's balanced salt solution buffer (HBSS) or 150 mM NMDG, 20 mM CaCl₂ containing 10 mM HEPES, The stock solution was diluted 1:20 using the same buffer before use. The growth media was removed from the cells. The cells were loaded with 100 μl of the dye per well and incubated at room temperature for up to one hour for HEK 293 clonal stable cell lines or 30 min – 45 min at 37 °C for IMR-32 cells Fluorescence measurements were read simultaneously from all the wells by a Fluorometric Imaging Plate Reader (FLIPR) at an excitation wavelength of 480 nm and an emission wavelength of 520 nm. Baseline fluorescence was measured for the first 6 seconds at which 3X concentrations of modulator/test compounds were added to the cell plate at 50 μl and incubated for five minutes. The fluorescence intensity was captured every second for the first 1 minute followed by every 5 seconds for an additional 4 minutes. This procedure was followed by 50 μl of 4X concentration of agonist and readings were taken for a period of 3-5 minutes as described above. Data was normalized to maximal responses and plotted as a function of concentration. The concentration dependence of changes fluorescence responses was fitted by nonlinear regression analysis (GraphPad Prism, San Diego, CA) to obtain EC₅₀ values.

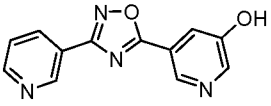
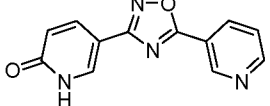
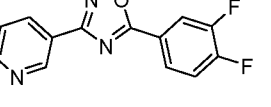
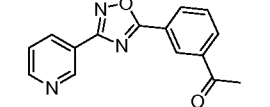
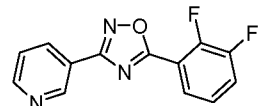
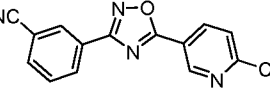
The positive allosteric modulator effects on $\alpha 4\beta 2$ nAChRs exemplified by 3-(3-pyridin-3-yl-1,2,4-oxadiazol-5-yl)benzotrile (Compound 1) and 3,5-di(pyridin-3-yl)-1,2,4-oxadiazole (Compound 2) can be identified by measuring their potentiating effect to fluorescence changes in intracellular calcium using a fluorimetric plate reader. The potentiating effect of an $\alpha 4\beta 2$ modulator on $\alpha 4\beta 2$ receptor can also be illustrated by concentration responses to $\alpha 4\beta 2$ agonists, for example 5-[(2R)-azetidin-2-ylmethoxy]-2-chloropyridine (Compound A) and (3R)-1-pyridin-3-ylpyrrolidin-3-amine (Compound B), in presence of a fixed concentration of PAM. As shown in Figure 1A and 2A, in the presence of an $\alpha 4\beta 2$ PAM (for example, 3-(3-(pyridin-3-yl)-1,2,4-oxadiazol-5-yl)benzotrile (Compound 1) at 10 μM), the concentration-responses to $\alpha 4\beta 2$ agonists, for example 5-[(2R)-azetidin-2-ylmethoxy]-2-chloropyridine (Compound A) and (3R)-1-pyridin-3-ylpyrrolidin-3-amine (Compound B), are shifted typically by 1 - 2 log units (10-100-fold) to the left

resulting in more potent EC₅₀ values to agonists. In addition to compound A and B, other known nicotinic agonists can be left-shifted in presence of $\alpha 4\beta 2$ PAM such as 3-(3-(pyridin-3-yl)-1,2,4-oxadiazol-5-yl)benzotrile (Compound 1, Figure 2C). When these experiments are done with cells expressing other nAChR subunits such as $\alpha 3\beta 4$ (see Figure 1B and 2B), the PAM is unable to affect the concentration responses to the agonists. This shows that PAMs can selective enhance potency of the compound selectively at $\alpha 4\beta 2$, but not other (e.g. $\alpha 3\beta 4$) subtypes. This could lead to preferential effects of the agonist at the desired subtype, viz., $\alpha 4\beta 2$, without effects at other nicotinic receptor subtypes and thus enhancing in vivo selectivity of the agonist.

Table 1 lists the results for the compounds of the present invention. The activity (allosteric effects – potentiation of fluorescence responses) ranges are defined as follows; “a” denotes as activity range from 200 – 400%, “b” denotes an activity range from 150-200%, “c” denotes an activity range from 120-150% and “d” denotes an activity range 90-120%.

Table 1. Examples of Selected $\alpha 4\beta 2$ positive allosteric modulators

Example No.	Structure	Activity	Example No.	Structure	Activity
1		a	19		b
2		a	35		a
3		a	40		a
4		b	41		c
5		c	42		c
7		b	52		d

9		d	55		c
10		a	68		b
11		a	76		b

Example 2: $\alpha 4\beta 2$ Positive allosteric modulator enhances the effects of nicotinic ligands with very low intrinsic agonist efficacy.

Calcium Flux Assays: HEK-293 cells stably expressing human $\alpha 4\beta 2$ or $\alpha 3\beta 4$ are to confluency in 162 cm² tissue culture flasks in DMEM media supplemented with 10% FBS and 25 μ g/ml zeocin and 200 μ g/ml hygromycin B. IMR-32 neuroblastoma cells (ATCC) are grown to confluency in 162 cm² tissue culture flasks in minimum essential media supplemented with 10% FBS and 1 mM sodium pyruvate, 1 % non-essential amino acids and 1% antibiotic-antimycotic. The cells are then dissociated using cell dissociation buffer and 100-150 μ l per well of 3.5×10^5 cells/ml cell suspension (~50,000 –100,000 cells/well) was plated into 96-well black plates (poly-D-lysine precoated) with clear bottom and maintained for 24-48 hrs in a tissue culture incubator at 37°C under an atmosphere of 5% CO₂; 95% air. Other clonal cell lines or dissociated primary cortical neurons that express endogenous $\alpha 4^*$ nicotinic receptors may also be used in this assay. Calcium flux was measured using calcium-3 assay kit (Molecular Devices, Sunnyvale, CA) or fluo-4 (Invitrogen). A stock solution of the dye was prepared by dissolving each vial supplied by the vendor in Hank's balanced salt solution buffer (HBSS) or 150 mM NMDG, 20 mM CaCl₂ containing 10 mM HEPES. The stock solution was diluted 1:20 using the same buffer before use. The growth media was removed from the cells. The cells were loaded with 100 μ l of the dye per well and incubated at room temperature for up to one hour for HEK 293 clonal stable cell lines or 30

min – 45 min at 37 °C for IMR-32 cells. Fluorescence measurements were read simultaneously from all the wells by a Fluorometric Imaging Plate Reader (FLIPR) at an excitation wavelength of 480 nm and an emission wavelength of 520 nm. Baseline fluorescence was measured for the first 6 seconds at which
5 3X concentrations of modulator/test compounds were added to the cell plate at 50 μ l and incubated for five minutes. The fluorescence intensity was captured every second for the first 1 minute followed by every 5 seconds for an additional 4 minutes. This procedure was followed by 50 μ l of 4X concentration of agonist and readings were taken for a period of 3-5 minutes
10 as described above. Data was normalized to maximal responses and plotted as a function of concentration. The concentration dependence of changes fluorescence responses was fitted by nonlinear regression analysis (GraphPad Prism, San Diego, CA) to obtain EC₅₀ values.

α 4 β 2 PAMs can also enhance the efficacy of partial agonists
15 (compounds that bind, but activate α 4 β 2 nAChRs with low intrinsic efficacy leading to otherwise barely detectable effects on calcium responses). For example, responses to 2-methyl-3-(2-(S)-pyrrolidinylmethoxy)pyridine (Compound C) in the presence and absence of PAM is shown in Figure 3. The results show in the presence of an α 4 β 2 PAM (for example, 3-(3-(pyridin-
20 3-yl)-1,2,4-oxadiazol-5-yl)benzotrile (Compound 1)), the maximum fluorescence calcium signal was substantially enhanced to application of 2-methyl-3-(2-(S)-pyrrolidinylmethoxy)pyridine at the α 4 β 2 receptor (Figure 3A), but again, not at the α 3 β 4 receptor (Figure 3B). Another example is provided by Compound D, (1S,5S)-3-(3,6-diaza-bicyclo[3.2.0]hept-3-yl)-quinoline;
25 compound with toluene-4-sulfonic acid which also binds to α 4 β 2 nAChR ([³H]cyt Ki = 6 nM), but does not show substantial calcium responses alone; however, when co-incubated with α 4 β 2 PAM, responses are substantially enhanced at α 4 β 2 nAChR (Figure 4A), but not at α 3 β 4 nAChRs (Figure 4B). These observations provides mechanistic support for compounds like 2-
30 methyl-3-(2-(S)-pyrrolidinylmethoxy)pyridine and (1S,5S)-3-(3,6-Diaza-bicyclo[3.2.0]hept-3-yl)-quinoline being more effective when co-applied with the PAM. The potentiation of α 4 β 2 effects by PAM may potential for

optimizing and enhancing efficacy in indications such as ADHD, cognitive deficits, Alzheimer's disease, and pain.

Figure 5 shows a comparison of EC₅₀ values from calcium fluorescence (FLIPR) assays using $\alpha 4\beta 2$ nAChRs of several nicotinic agonists including varenicline and ispronicline in the presence and absence of positive allosteric modulator. The potency (EC₅₀ values) of the nicotinic agonists increase in the presence of the positive allosteric modulator.

Example 3: $\alpha 4\beta 2$ PAM enhances the efficacy of Compound A in an *in vivo* model of neuropathic pain.

To assess whether $\alpha 4\beta 2$ PAM can increase antinociceptive responses of agonists *in vivo*, the following study was conducted. The materials and methods used to accomplish the study follow.

Animals: Male Sprague-Dawley rats (Charles River, Wilmington, MA) weighing 120-150 grams at time of surgery were utilized. These animals were group housed in AAALAC approved facilities at Abbott Laboratories in a temperature-regulated environment with lights on between 0700 and 2000 hours. Food and water was available *ad libitum* except during testing. All animal handling and experimental protocols were approved by an institutional animal care and use committee (IACUC). All experiments were performed during the light cycle.

Chemicals: 5-[(2R)-Azetidin-2-ylmethoxy]-2-chloropyridine (Compound A, 1-100 nmol/kg) and 3-(3-pyridin-3-yl)-1,2,4-oxadiazol-5-yl)benzotrile ($\alpha 4\beta 2$ PAM Compound 1, 1-35 μ mol/kg, i.p.) was used. Compound A and D was prepared in saline and injected in solution in a volume of 2 ml/kg body weight 30 minutes before behavioral evaluation. Compound 1, 3-(3-(pyridin-3-yl)-1,2,4-oxadiazol-5-yl)benzotrile, was prepared in 30% hydroxybetacyclodextrin and injected in solution in a volume of 4 ml/kg body weight immediately before Compound A. For studies with Compound D, the doses tested ranged from 0.3 - 30 μ mol/kg i.p.

Experimental Procedure: To produce neuropathic pain, tight ligation of the L5-L6 spinal nerves was performed. As previously described in detail by Kim and Chung (Kim SH and Chung JM (1992), Pain 50: 355), following

sterilization procedures, a 1.5 cm incision was made dorsal to the lumbosacral plexus. The paraspinal muscles (left side) were separated from the spinous processes, the L5 and L6 spinal nerves isolated, and tightly ligated with 3-0 silk thread. Following hemostasis, the wound was sutured and coated with antibiotic ointment. The rats were allowed to recover and then placed in a cage with soft bedding for 7-14 days before behavioral testing for mechanical allodynia.

Tactile allodynia was measured using calibrated (force; g) von Frey filaments (Stoelting, Wood Dale, IL). Briefly, rats were placed into individual plexiglass containers and allowed to acclimate for 15-20 minutes before testing. Withdrawal threshold was determined by increasing and decreasing stimulus intensity and estimated using a Dixon non-parametric test (Chaplan et al., 1994; Chaplan SR, Bach FW, Pogrel JW, Chung JM and Yaksh TL (1994) J Neurosci Methods 53:55-63). Only rats with threshold scores ≤ 4.5 g were considered allodynic and utilized in further testing. A percent of maximal possible effect (% M.P.E.) of the tested compounds was calculated according to the formula: $([\text{post-drug threshold}] - [\text{baseline threshold}] / ([\text{maximum threshold}] - [\text{baseline threshold}])) \times 100\%$, where maximum threshold was equal to 15 g.

Statistical analysis: Analysis of the *in vivo* data was carried out using analysis of variance. Where appropriate, Bonferroni's Multiple Comparison Test was used for post-hoc analysis. The level of significance was set at $p < 0.05$. Data are presented as mean \pm S.E.M.

Results: As shown in Figure 6A, tight ligation of L5-L6 spinal nerves induced pronounced mechanical allodynia with a decrease in mechanical paw withdrawal threshold (PWT) in the vehicle group to 2.6 ± 0.4 g. Compound 1, 3-(3-(pyridin-3-yl)-1,2,4-oxadiazol-5-yl)benzotrile (PAM, 10 mg/kg, i. p.) did not produce significant reversal of nerve injury induced mechanical allodynia (PWT: 3.3 ± 0.4 g, $P > 0.05$ vs. vehicle group). Compound A (0.03 μ mol/kg, i.p.) produced weak but significant reversal of mechanical allodynia (PWT: 5.6 ± 0.3 g, $P < 0.001$ vs. vehicle group). When co-administered, Compound A + 3-(3-(pyridin-3-yl)-1,2,4-oxadiazol-5-yl)benzotrile (Compound 1, PAM) produced a pronounced reversal of nerve injury-induced mechanical allodynia

(PWT: 12.1 ± 0.5 g) that was significantly different from vehicle ($P < 0.001$), but also from Compound A alone ($P < 0.001$) and 3-(3-(pyridin-3-yl)-1,2,4-oxadiazol-5-yl)benzotrile, Compound 1, alone ($P < 0.001$). This study demonstrates that the co-administration of a $\alpha 4\beta 2$ positive allosteric
5 modulator to a $\alpha 4\beta 2$ agonist potentiate the antiallodynic effects of the agonist. Since the efficacy of the $\alpha 4\beta 2$ ligand in neuropathic pain is robustly improved in presence of a PAM, an overall improvement in therapeutic window for the treatment of pain may be envisaged utilizing a combination approach (agonist in combination with the $\alpha 4\beta 2$ PAM).

10 Figure 6B shows that the effects of PAM (3-(3-(pyridin-3-yl)-1,2,4-oxadiazol-5-yl)benzotrile, Compound 1) are dose-dependent. An ineffective dose of Compound A (1 nmol/kg), when combined with varying doses of PAM (3-(3-(pyridin-3-yl)-1,2,4-oxadiazol-5-yl)benzotrile, Compound 1) results in dose-dependent increase in efficacy, approaching at least that of gabapentin,
15 a drug clinically used for the treatment of neuropathic pain.

Figure 7A shows dose dependent effects in neuropathic pain of 5-[(2R)-azetid-2-ylmethoxy]-2-chloropyridine (Compound A) alone, $\alpha 4\beta 2$ PAM (3-(3-(pyridin-3-yl)-1,2,4-oxadiazol-5-yl)benzotrile, Compound 1) alone and a combination of Compound 1 (3.5 μ mol/kg) with various doses of Compound
20 A. $\alpha 4\beta 2$ PAM (Compound 1) alone is ineffective, but is capable of left-shifting the dose response curve of Compound A in the Chung model of neuropathic pain.

Example 4: Analysis of compound effects on emesis in ferrets.

25 Fasted male ferrets (Marshall BioResources, North Rose, NY) weighing between 1.0 and 1.7 kg are used to determine the emetic effects. $\alpha 4\beta 2$ PAM (Compound 1) was administered first and thirty minutes later, Compound A was administered at various doses. After dosing, the animals were observed for emesis and behaviors characteristic of nausea for a period
30 of 90 minutes. The percentage of animals that experienced emesis at a given dose was recorded.

Figure 7B shows effects on emesis. Shown are effects of 5-[(2R)-azetid-2-ylmethoxy]-2-chloropyridine (Compound A) alone, $\alpha 4\beta 2$ PAM

(Compound 1) alone and a combination of Compound 1 (3.5 $\mu\text{mol/kg}$) with various doses of compound A. $\alpha 4\beta 2$ PAM (Compound 1) alone does not cause emesis, and does not shift the dose response curve of Compound A in the ferret model of emesis.

5 Figures 8A and 8B show plasma level analysis in models of neuropathic pain and emesis. Note the left ward shift in efficacy of Compound A in Figure 8A, but no shift in effects on emesis in Figure 8B. In other words, maximal efficacy of Compound A can be realized in neuropathic pain without incidence of emesis, in presence of $\alpha 4\beta 2$ PAM (Compound 1), thus widening
10 the therapeutic window of $\alpha 4\beta 2$ nAChR agonists

Example 5: $\alpha 4\beta 2$ Partial agonists can be effective in reversing neuropathic pain in the presence of $\alpha 4\beta 2$ positive allosteric modulators

To further examine effects in neuropathic pain, the effects of
15 Compound D, another $\alpha 4\beta 2$ ligand with low intrinsic efficacy (partial agonist) was examined in the Chung model. Alone, Compound D is ineffective in reversing neuropathic pain, but when combined with the PAM (Compound 1), significant efficacy can be realized. Figure 9 shows the efficacy of partial
agonist, Compound D in the presence and absence of $\alpha 4\beta 2$ PAM (Compound
20 1). Compound D when administered alone is ineffective in relieving pain. When co-dosed with $\alpha 4\beta 2$ PAM (Compound 1), Compound D is now effective, and shows significant relief of neuropathic pain in rats. As shown previously, PAM (Compound 1) alone is ineffective (P+V).

25 Characterization of Nicotinic Acetylcholine Receptor Ligands

In addition to the assays previously described for assessing nicotinic acetylcholine receptor positive allosteric modulators (fluorescence-based measurements, electrophysiology measurements using *Xenopus* oocytes or cell lines), the receptor interactions of positive allosteric modulators at $\alpha 4\beta 2$
30 nAChRs also can be evaluated according to the [^3H]-POB binding assay, which was performed as described below.

[^3H]-3-(5-(Pyridin-3-yl)-1,2,4-oxadiazol-3-yl)benzotrile ([^3H]-POB) Binding

[³H]-POB (³H]-3-(5-(pyridin-3-yl)-1,2,4-oxadiazol-3-yl)benzotrile)
binding to a $\alpha 4\beta 2$ nAChR modulator site was determined using membrane
enriched fractions from human cortex (ABS Inc., Wilmington, DE). Pellets
were thawed at 4 °C, washed and resuspended with a Polytron at a setting of
5 7 in 30 volumes of BSS-Tris buffer (120 mM NaCl, 5 mM KCl, 2 mM CaCl₂, 2
mM MgCl₂, and 50 mM Tris-Cl, pH 7.4, 4 °C). For saturation binding
isotherms, eight concentrations of [³H]-POB (10-250 nM) in quadruplicate and
homogenate containing 100-200 μ g of protein were incubated in a final
volume of 500 μ L for 75 minutes at 4 °C. Non-specific binding was
10 determined in the presence of 30 μ M unlabeled 3-(5-(pyridin-3-yl)-1,2,4-
oxadiazol-3-yl)benzotrile. Under these conditions, saturable binding of [³H]-
POB binding was measured in membrane enriched fractions from human
frontal cortex (Figure 10). The K_d and B_{max} values were 60 ± 16 nM and 2900
 ± 500 fmol/mg protein, respectively. Membrane preparations from other
15 species (rat, mouse, ferret) and from clonal or transfected cell lines that
express $\alpha 4\beta 2$ nAChRs cloned from various species may also be used in this
binding assay.

For use in concentration-inhibition assays, seven log-dilution
concentrations of test compounds containing 100-200 μ g of protein, and 50
20 nM [³H]-POB (16.4 Ci/mmol) were incubated in a final volume of 500 μ L for 75
minutes at 4 °C in duplicate. Non-specific binding was determined in the
presence of 30 μ M 3-(5-(pyridin-3-yl)-1,2,4-oxadiazol-3-yl)benzotrile. Bound
radioactivity was collected on Millipore MultiScreen® harvest plates FB
presoaked with 0.3% polyethyleneimine using a PerkinElmer cell harvester,
25 washed with 2.5 mL of ice-cold buffer, and radioactivity was determined using
a PerkinElmer TopCount Microplate beta counter. Dissociation constant (K_d)
and maximum binding (B_{max}) values from saturation binding experiments were
determined using GraphPad Prism (Graphpad Software, San Diego, CA).
 IC_{50} values were determined by nonlinear regression in Microsoft® Excel or
30 Assay Explorer. K_i values were calculated from the IC_{50} s using the Cheng-
Prusoff equation, where $K_i = IC_{50}/(1+[Ligand]/K_D)$.

[³H]-POB was obtained according to the preparation procedures
generally described in Example 79 shown below.

Example 79[³H]-3-(5-(pyridin-3-yl)-1,2,4-oxadiazol-3-yl)benzotrile

5

Example 79A3-(5-(5-bromopyridin-3-yl)-1,2,4-oxadiazol-3-yl)benzotrile

The title compound was prepared according to the procedure of Example 4B using 3-cyano-N'-hydroxybenzimidamide and 5-bromonicotinoyl chloride (Alfa). ¹H NMR (300 MHz, DMSO-d₆) δ 7.67 (m, 1 H), 7.74 (m, 1 H), 8.41 (m, 1 H), 8.49 (m, 1 H), 8.64 (s, 1 H), 8.93 (s, 1 H), 9.4 (s, 1 H) ppm; MS (DCI/NH₃) m/z 327 (M+H)⁺.

15

Example 79B[³H]-3-(5-(pyridin-3-yl)-1,2,4-oxadiazol-3-yl)benzotrile ([³H]-POB)

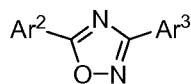
The compound of Example 79A was dissolved in a mixture of dichloromethane, triethylamine, and 5% palladium on carbon. The reaction solution was then saturated with tritium gas (1.2 Ci). The reaction mixture was stirred at room temperature for 3.5 hours, the catalyst was removed by filtration, and the filtrate was concentrated to yield crude tritiated product. Further purification of the crude material by reverse-phase HPLC using a 30 minute 40% isocratic acetonitrile run (column LunaC18, 254 nm) to provide a total of 200 mCi (1 mL, MeOH).

The radiochemical purity of [³H]-POB was found to be 99% and the specific activity was determined to be 16.4 Ci/mmol.

Nicotinic acetylcholine receptor ligands suitable for the invention exhibit K_i values ranging about 1 nanomolar to about 10 micromolar when tested by the [³H]-POB assay, many having a K_i of less than 5 micromolar. Compounds that modulate the function of α4β2 nAChRs by altering the activity of the receptor or signaling are suitable for the composition. More specifically, the compounds that function as allosteric modulators enhancing the efficacy and/or potency of acetylcholine or a nicotinic agonist are desired. Multiple

binding sites at $\alpha 4\beta 2$ nAChRs may exist for such compounds, of which only one site may be defined by [^3H]POB binding.

Also contemplated is compound of formula:



5

(II*)

or pharmaceutically acceptable salts thereof, wherein

Ar^2 is monocyclic aryl or monocyclic heteroaryl, wherein the aryl or heteroaryl is substituted or unsubstituted, and, when substituted, the aryl or heteroaryl is substituted with 1, 2, 3, or 4 substituents selected from halo, C₁-C₆ haloalkyl, C₆-C₁₀ aryl, C₄-C₇ cycloalkyl, C₂-C₆ alkenyl, C₂-C₆ alkynyl, C₅-C₁₀ heteroaryl, C₄-C₁₀ heterocycle, C₁-C₆ alkyl, -(C₁-C₆ alkyl)NHC(O)O-(C₁-C₆ alkyl), C₁-C₆ hydroxyalkyl, C₁-C₆ alkylcarbonyl, amino, hydroxyl, haloalkyl-C(O)-, haloalkyl-SO₂-, alkyl-SO₂-, -SO₂NH₂, -SO₂NH(C₁-C₆ alkyl), -SO₂N(C₁-C₆ alkyl)₂, cyano, nitro, C₁-C₆ acylamino, C₁-C₆ alkoxy, -C(O)NH₂, -C(O)O-(C₁-C₆ alkyl), and carboxy; and

Ar^3 is monocyclic aryl or monocyclic heteroaryl, wherein the aryl or heteroaryl is substituted or unsubstituted, and, when substituted, the aryl or heteroaryl is substituted with a substituent selected from halo, C₁-C₆ haloalkyl, C₆-C₁₀ aryl, C₄-C₇ cycloalkyl, C₂-C₆ alkenyl, C₂-C₆ alkynyl, C₅-C₁₀ heteroaryl, C₁-C₆ alkyl, C₁-C₆ hydroxyalkyl, amino, hydroxyl, haloalkyl-SO₂-, cyano, nitro, C₁-C₆ acylamino, C₁-C₆ alkoxy, -N(C₁-C₆ alkyl)₂, and carboxy;

wherein at least one of the available atoms within a compound of formula (II*) is replaced with a radioisotope. A particular radiolabelled compound of formula (II*) is [^3H]-3-(5-(pyridin-3-yl)-1,2,4-oxadiazol-3-yl)benzotrile. Such compounds are suitable for use in determining the binding affinity of nicotinic acetylcholine receptor subtype $\alpha 4\beta 2$ positive allosteric modulators.

It is understood that the foregoing detailed description and accompanying examples are merely illustrative and are not to be taken as limitations upon the scope of the invention, which is defined solely by the appended claims and their equivalents. The compositions, methods, and articles of manufacture have been described with reference to various specific

embodiments and techniques. However, various changes and modifications, including without limitation those relating to the compounds, substituents, syntheses, and/or methods of use of the invention, may be made without departing from the spirit and scope thereof. The examples described herein
5 are intended only to illustrate and do not limit the scope of the invention as defined in the appended claims and equivalents thereof.

WHAT IS CLAIMED IS:

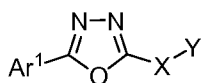
1. A composition, comprising:
 - 5 (i) a nicotinic acetylcholine receptor ligand and
 - (ii) a nicotinic acetylcholine receptor subtype $\alpha 4\beta 2$ positive allosteric modulator in admixture with at least one pharmaceutically acceptable excipient.
- 10 2. The composition of claim 1, wherein the nicotinic acetylcholine receptor ligand is a nicotinic acetylcholine receptor subtype $\alpha 4\beta 2$ ligand demonstrating a K_i value that as measured by [^3H]-cytisine binding assay (K_i Cyt) of about 0.001 nanomolar to about 100 micromolar.
- 15 3. The composition of claim 1, wherein the nicotinic acetylcholine receptor ligand is a nicotinic acetylcholine receptor subtype $\alpha 4\beta 2$ agonist or partial agonist.
4. The composition of claim 1, wherein the nicotinic acetylcholine receptor
20 ligand is a heterocyclic ether derivative, a N-substituted diazabicyclic derivative, or a heterocyclic substituted amino azacycle compound.
5. The composition of claim 1, wherein the nicotinic acetylcholine receptor
ligand is a compound selected from:
 - 25 5-[(2R)-azetidin-2-ylmethoxy]-2-chloropyridine,
 - (3R)-1-pyridin-3-ylpyrrolidin-3-amine, and
 - 2-methyl-3-(2-(S)-pyrrolidinylmethoxy)pyridine;
 - 3-(5,6-dichloro-pyridin-3-yl)-1(S),5(S)-3,6-diazabicyclo[3.2.0]heptane;
 - and
 - 30 (R,R)-1-(pyridin-3-yl)octahydro-pyrrolo[3,4-b]pyrrole;
 - or is a pharmaceutically acceptable salt thereof.

6. The composition of claim 1, wherein the nicotinic acetylcholine receptor ligand is selected from aryl-fused azapolycyclic compounds, aryl-substituted olefinic amine compounds, pyridopyranoazepine derivatives, benzylidene- and cinnamylidene- anabaseines, and 3-pyridoxylalkyl heterocyclic ether compounds.

7. The compound of claim 6, wherein the nicotinic acetylcholine receptor ligand is selected from the group consisting of:

- 5-[(2R)-azetidin-2-ylmethoxy]-2-chloropyridine;
 (3R)-1-pyridin-3-ylpyrrolidin-3-amine;
 2-methyl-3-(2-(S)-pyrrolidinylmethoxy)pyridine;
 3-(5,6-dichloro-pyridin-3-yl)-1S,5S-3,6-diazabicyclo[3.2.0]heptane;
 (R,R)-1-(pyridin-3-yl)octahydro-pyrrolo[3,4-b]pyrrole;
 6,10-methano-6H-pyrazino[2,3-h][3]benzazepine;
 7,8,9,10-tetrahydro-(2S,4E)-N-methyl-5-(5-isopropoxy-3-pyridyl)-4-penten-2-amine;
 (2S,4E)-N-methyl-5-(5-methoxy-3-pyridyl)-4-penten-2-amine;
 (2S,4E)-N-methyl-5-(5-ethoxy-3-pyridyl)-4-penten-2-amine;
 (2S,4E)-N-methyl-3-pyrimidine-4-penten-2-amine;
 (5aS,8S,10aR)-5a,6,9,10-tetrahydro-7H,11H-8,10a-methanopyrido[2',3':5,6]pyrano[2,3-d]azepine;
 3-[1-(2,4-dimethoxy-phenyl)-meth-(E)-ylidene]-3,4,5,6-tetrahydro-[2,3']bipyridinyl; and
 3-[1-(2-methoxy-4-hydroxyphenyl)-meth-(E)-ylidene]-3,4,5,6-tetrahydro-[2,3']bipyridinyl;
 or is a pharmaceutically acceptable salt thereof.

8. The composition of claim 1, wherein the nicotinic acetylcholine receptor subtype $\alpha 4\beta 2$ positive allosteric modulator has a formula:



(I)

30

or is a pharmaceutically acceptable salt or prodrug thereof, wherein

X is a bond, O, NR¹, S, or C₁-C₃ alkylene;

Y represents a monocyclic aryl, cycloalkyl, heterocycle, or heteroaryl group;

5 Ar¹ represents a monocyclic aryl or heteroaryl group; and

R¹ is hydrogen, alkyl, haloalkyl or arylalkyl.

9. The composition of claim 1, wherein the nicotinic subtype $\alpha 4\beta 2$ positive allosteric modulator has the formula:

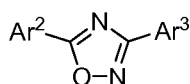


or is a pharmaceutically acceptable salt thereof, wherein

Ar² is monocyclic aryl or monocyclic heteroaryl, wherein the aryl or heteroaryl is substituted or unsubstituted, and, when substituted, the aryl or heteroaryl is substituted with 1, 2, 3, or 4 substituents selected from halo, C₁-C₆ haloalkyl, C₆-C₁₀ aryl, C₄-C₇ cycloalkyl, C₂-C₆ alkenyl, C₂-C₆ alkynyl, C₅-C₁₀ heteroaryl, C₄-C₁₀ heterocycle, C₁-C₆ alkyl, -(C₁-C₆ alkyl)NHC(O)O-(C₁-C₆ alkyl), C₁-C₆ hydroxyalkyl, C₁-C₆ alkylcarbonyl, amino, hydroxyl, haloalkyl-C(O)-, haloalkyl-SO₂-, alkyl-SO₂-, -SO₂NH₂, -SO₂NH(C₁-C₆ alkyl), -SO₂N(C₁-C₆ alkyl)₂, cyano, nitro, C₁-C₆ acylamino, C₁-C₆ alkoxy, -C(O)NH₂, -C(O)O-(C₁-C₆ alkyl), and carboxy; and

Ar³ is monocyclic aryl or monocyclic heteroaryl, wherein the aryl or heteroaryl is substituted or unsubstituted, and, when substituted, the aryl or heteroaryl is substituted with a substituent selected from halo, C₁-C₆ haloalkyl, C₆-C₁₀ aryl, C₄-C₇ cycloalkyl, C₂-C₆ alkenyl, C₂-C₆ alkynyl, C₅-C₁₀ heteroaryl, C₁-C₆ alkyl, C₁-C₆ hydroxyalkyl, amino, hydroxyl, haloalkyl-SO₂-, cyano, nitro, C₁-C₆ acylamino, C₁-C₆ alkoxy, -N(C₁-C₆ alkyl)₂, and carboxy.

10. The composition of claim 1, wherein the nicotinic subtype $\alpha 4\beta 2$ positive allosteric modulator is a compound of formula:



(II)

or a pharmaceutically acceptable salt thereof, wherein Ar² is substituted, pyridinyl, unsubstituted pyridinyl, or substituted phenyl; and Ar³ is substituted pyridinyl, unsubstituted pyridinyl or substituted phenyl; wherein the pyridinyl
 5 group, when substituted, is substituted with fluoro and the phenyl group is substituted with cyano, sulfonamide or fluoro.

11. The composition of claim 10, wherein Ar² is cyanophenyl and Ar³ is pyridin-3-yl.

10

12. The composition of claim 1, wherein the nicotinic subtype $\alpha 4\beta 2$ positive allosteric modulator is selected from:

- 3,5-diphenylisoxazole;
- 3-(3-(pyridin-3-yl)-1,2,4-oxadiazol-5-yl)benzotrile;
- 15 3,5-di(pyridin-3-yl)-1,2,4-oxadiazole;
- 3-(5-(pyridin-3-yl)-1,2,4-oxadiazol-3-yl)benzotrile;
- 3-(5-(6-fluoropyridin-3-yl)-1,2,4-oxadiazol-3-yl)benzotrile;
- 5-(5-bromopyridin-3-yl)-3-(pyridin-3-yl)-1,2,4-oxadiazole;
- 3-(pyridin-3-yl)-5-(3-(trifluoromethylsulfonyl)phenyl)-1,2,4-oxadiazole;
- 20 3-(3-(6-methylpyridin-3-yl)-1,2,4-oxadiazol-5-yl)benzotrile;
- 5-(5-(pyrrol-1-yl)pyridin-3-yl)-3-(pyridin-3-yl)-1,2,4-oxadiazole;
- 5-(3-(pyridin-3-yl)-1,2,4-oxadiazol-5-yl)pyridin-3-ol;
- 5-(3,4-difluorophenyl)-3-(pyridin-3-yl)-1,2,4-oxadiazole;
- 5-(2,3-difluorophenyl)-3-(pyridin-3-yl)-1,2,4-oxadiazole;
- 25 5-(pyrazin-2-yl)-3-(pyridin-3-yl)-1,2,4-oxadiazole;
- 5-(3,5-difluorophenyl)-3-(pyridin-3-yl)-1,2,4-oxadiazole;
- 5-(2,3,5-trifluorophenyl)-3-(pyridin-3-yl)-1,2,4-oxadiazole;
- 5-(2,4,5-trifluorophenyl)-3-(pyridin-3-yl)-1,2,4-oxadiazole;
- 5-(2,5-difluorophenyl)-3-(pyridin-3-yl)-1,2,4-oxadiazole;
- 30 5-(4-chloro-2,5-difluorophenyl)-3-(pyridin-3-yl)-1,2,4-oxadiazole;
- 5-(5-methylpyrazin-2-yl)-3-(pyridin-3-yl)-1,2,4-oxadiazole;
- 4-(3-(pyridin-3-yl)-1,2,4-oxadiazol-5-yl)benzotrile;
- 2,3,6-trifluoro-5-(3-(pyridin-3-yl)-1,2,4-oxadiazol-5-yl)phenol;

- 2-fluoro-5-(3-(pyridin-3-yl)-1,2,4-oxadiazol-5-yl)phenol;
 2-fluoro-4-(3-(pyridin-3-yl)-1,2,4-oxadiazol-5-yl)phenol;
 5-(3-chloro-4-fluorophenyl)-3-(pyridin-3-yl)-1,2,4-oxadiazole;
 5-(3,4-dichlorophenyl)-3-(pyridin-3-yl)-1,2,4-oxadiazole;
 5
 2-nitro-5-(3-(pyridin-3-yl)-1,2,4-oxadiazol-5-yl)phenol;
 5-(2,3,6-trifluorophenyl)-3-(pyridin-3-yl)-1,2,4-oxadiazole;
 2,2,2-trifluoro-1-(4-(3-(pyridin-3-yl)-1,2,4-oxadiazol-5-yl)phenyl)ethanone;
 5-(3-fluorophenyl)-3-(pyridin-3-yl)-1,2,4-oxadiazole;
 10
 5-(4-fluorophenyl)-3-(pyridin-3-yl)-1,2,4-oxadiazole;
 5-(2-fluorophenyl)-3-(pyridin-3-yl)-1,2,4-oxadiazole;
 3-fluoro-5-(3-(pyridin-3-yl)-1,2,4-oxadiazol-5-yl)benzotrile;
 3-(2,3-difluorophenyl)-5-(pyridin-3-yl)-1,2,4-oxadiazole;
 3-(3,4-difluorophenyl)-5-(pyridin-3-yl)-1,2,4-oxadiazole;
 15
 5-(2,6-difluorophenyl)-3-(pyridin-3-yl)-1,2,4-oxadiazole;
 3-(3-(pyridin-3-yl)-1,2,4-oxadiazol-5-yl)benzenesulfonamide;
 5-(2,4-difluorophenyl)-3-(pyridin-3-yl)-1,2,4-oxadiazole;
 5-(2,3,4-trifluorophenyl)-3-(pyridin-3-yl)-1,2,4-oxadiazole;
 5-(3,4,5-trifluorophenyl)-3-(pyridin-3-yl)-1,2,4-oxadiazole;
 20
 5-(4-chloro-3-fluorophenyl)-3-(pyridin-3-yl)-1,2,4-oxadiazole;
 5-(3-nitrophenyl)-3-(pyridin-3-yl)-1,2,4-oxadiazole;
 5-(3-(methylsulfonyl)phenyl)-3-(pyridin-3-yl)-1,2,4-oxadiazole;
 3-(2-chloropyridin-4-yl)-5-(pyridin-3-yl)-1,2,4-oxadiazole;
 3-(3-(pyridin-3-yl)-1,2,4-oxadiazol-5-yl)benzamide;
 25
 4-(5-(pyridin-3-yl)-1,2,4-oxadiazol-3-yl)pyridin-2(1H)-one;
tert-butyl 3-(3-(pyridin-3-yl)-1,2,4-oxadiazol-5-yl)benzoate;
 2-amino-5-(3-(pyridin-3-yl)-1,2,4-oxadiazol-5-yl)phenol;
N,N-dimethyl-4-(5-(pyridin-3-yl)-1,2,4-oxadiazol-3-yl)pyridin-2-amine;
 3-(3-(pyridin-3-yl)-1,2,4-oxadiazol-5-yl)benzoic acid;
 30
 5-(3-(1H-tetrazol-5-yl)phenyl)-3-(pyridin-3-yl)-1,2,4-oxadiazole;
N,N-diethyl-3-(3-(pyridin-3-yl)-1,2,4-oxadiazol-5-yl)benzenesulfonamide;
 2-fluoro-5-(3-(pyridin-3-yl)-1,2,4-oxadiazol-5-yl)benzotrile;
 3-(3-(1H-tetrazol-5-yl)phenyl)-5-(pyridin-3-yl)-1,2,4-oxadiazole;

- 3-(6-chloropyridin-3-yl)-5-(pyridin-3-yl)-1,2,4-oxadiazole;
5-(6-chloropyridin-3-yl)-3-(pyridin-3-yl)-1,2,4-oxadiazole;
5-(5-(pyridin-3-yl)-1,2,4-oxadiazol-3-yl)pyridin-2(1H)-one;
5-(3-(pyridin-3-yl)-1,2,4-oxadiazol-5-yl)pyridin-2(1H)-one;
5 N-methyl-3-(3-(pyridin-3-yl)-1,2,4-oxadiazol-5-yl)benzenesulfonamide;
3-(3-(pyridin-3-yl)-1,2,4-oxadiazol-5-yl)aniline;
(3-(3-(pyridin-3-yl)-1,2,4-oxadiazol-5-yl)phenyl)methanamine;
5-(2-chloropyridin-4-yl)-3-(pyridin-3-yl)-1,2,4-oxadiazole;
4-(3-(pyridin-3-yl)-1,2,4-oxadiazol-5-yl)pyridin-2(1H)-one;
10 tert-butyl 3-(3-(pyridin-3-yl)-1,2,4-oxadiazol-5-yl)benzylcarbamate;
5-(3-bromophenyl)-3-(pyridin-3-yl)-1,2,4-oxadiazole;
1-(3-(3-(pyridin-3-yl)-1,2,4-oxadiazol-5-yl)phenyl)pyrrolidin-2-one;
tert-butyl 3-(3-(pyridin-3-yl)-1,2,4-oxadiazol-5-yl)phenylcarbamate;
N,N-dimethyl-1-(3-(3-(pyridin-3-yl)-1,2,4-oxadiazol-5-
15 yl)phenyl)methanamine;
5-(3-(piperazin-1-yl)phenyl)-3-(pyridin-3-yl)-1,2,4-oxadiazole;
1-(3-(3-(pyridin-3-yl)-1,2,4-oxadiazol-5-yl)phenyl)ethanone;
3-(6-chloropyridin-3-yl)-5-(2,3-difluorophenyl)-1,2,4-oxadiazole;
3-(6-chloropyridin-3-yl)-5-(3,4-difluorophenyl)-1,2,4-oxadiazole;
20 (R)-3-(pyridin-3-yl)-5-(3-(pyrrolidin-2-yl)phenyl)-1,2,4-oxadiazole;
5-(3-(1H-pyrazol-3-yl)phenyl)-3-(pyridin-3-yl)-1,2,4-oxadiazole;
1-(3-(3-(pyridin-3-yl)-1,2,4-oxadiazol-5-yl)phenyl)ethanol;
3-(3-(6-chloropyridin-3-yl)-1,2,4-oxadiazol-5-yl)benzotrile;
3-(4-fluorophenyl)-5-(pyridin-3-yl)-1,2,4-oxadiazole;
25 3-(5-(6-chloropyridin-3-yl)-1,2,4-oxadiazol-3-yl)benzotrile;
3-(5-(2-fluoropyridin-3-yl)-1,2,4-oxadiazol-3-yl)benzotrile;
3-fluoro-5-(5-(pyridin-3-yl)-1,2,4-oxadiazol-3-yl)benzotrile;
2,5-di(pyridin-3-yl)-1,3,4-oxadiazole;
2-(5-bromopyridin-3-yl)-5-(pyridin-3-yl)-1,3,4-oxadiazole;
30 2-(pyridin-3-yl)-5-(4-(trifluoromethyl)phenyl)-1,3,4-oxadiazole;
2-(pyridin-3-yl)-5-o-tolyl-1,3,4-oxadiazole;
2-(pyridin-3-yl)-5-m-tolyl-1,3,4-oxadiazole;
2-(pyridin-3-yl)-5-p-tolyl-1,3,4-oxadiazole;
2-(5-(pyridin-3-yl)-1,3,4-oxadiazol-2-yl)phenol;

- 3-(5-(pyridin-3-yl)-1,3,4-oxadiazol-2-yl)phenol;
4-(5-(pyridin-3-yl)-1,3,4-oxadiazol-2-yl)phenol;
2-(3-methoxyphenyl)-5-(pyridin-3-yl)-1,3,4-oxadiazole;
2-(4-methoxyphenyl)-5-(pyridin-3-yl)-1,3,4-oxadiazole;
5 2-(2-fluorophenyl)-5-(pyridin-3-yl)-1,3,4-oxadiazole;
2-(3-fluorophenyl)-5-(pyridin-3-yl)-1,3,4-oxadiazole;
2-(4-fluorophenyl)-5-(pyridin-3-yl)-1,3,4-oxadiazole;
2-(2-chlorophenyl)-5-(pyridin-3-yl)-1,3,4-oxadiazole;
2-(3-chlorophenyl)-5-(pyridin-3-yl)-1,3,4-oxadiazole;
10 2-(4-chlorophenyl)-5-(pyridin-3-yl)-1,3,4-oxadiazole;
2-(2-bromophenyl)-5-(pyridin-3-yl)-1,3,4-oxadiazole;
2-(3-bromophenyl)-5-(pyridin-3-yl)-1,3,4-oxadiazole;
2-(4-bromophenyl)-5-(pyridin-3-yl)-1,3,4-oxadiazole;
3-(5-(pyridin-3-yl)-1,3,4-oxadiazol-2-yl)benzotrile;
15 4-(5-(pyridin-3-yl)-1,3,4-oxadiazol-2-yl)benzotrile;
N,N-dimethyl-3-(5-(pyridin-3-yl)-1,3,4-oxadiazol-2-yl)aniline;
N,N-dimethyl-4-(5-(pyridin-3-yl)-1,3,4-oxadiazol-2-yl)aniline;
2-(pyridin-3-yl)-5-(3-(trifluoromethyl)phenyl)-1,3,4-oxadiazole;
2-(pyridin-3-yl)-5-(3-(trifluoromethoxy)phenyl)-1,3,4-oxadiazole;
20 2-(4-phenoxyphenyl)-5-(pyridin-3-yl)-1,3,4-oxadiazole;
2-(4-(benzyloxy)phenyl)-5-(pyridin-3-yl)-1,3,4-oxadiazole;
2-(3,4-dimethylphenyl)-5-(pyridin-3-yl)-1,3,4-oxadiazole;
2-(3,5-dimethylphenyl)-5-(pyridin-3-yl)-1,3,4-oxadiazole;
2-(2,5-dimethylphenyl)-5-(pyridin-3-yl)-1,3,4-oxadiazole;
25 2-(2,4-dimethylphenyl)-5-(pyridin-3-yl)-1,3,4-oxadiazole;
2-(3,4-dimethylphenyl)-5-(pyridin-3-yl)-1,3,4-oxadiazole;
2-(2,3-dimethoxyphenyl)-5-(pyridin-3-yl)-1,3,4-oxadiazole;
2-(2,4-dimethoxyphenyl)-5-(pyridin-3-yl)-1,3,4-oxadiazole;
2-(2,5-dimethoxyphenyl)-5-(pyridin-3-yl)-1,3,4-oxadiazole;
30 2-(2,4-dimethoxyphenyl)-5-(pyridin-3-yl)-1,3,4-oxadiazole;
2-(3,5-dimethoxyphenyl)-5-(pyridin-3-yl)-1,3,4-oxadiazole;
2-(benzo[d][1,3]dioxol-5-yl)-5-(pyridin-3-yl)-1,3,4-oxadiazole;
2-(pyridin-3-yl)-5-(3,4,5-trimethoxyphenyl)-1,3,4-oxadiazole;
2-(3,4-dichlorophenyl)-5-(pyridin-3-yl)-1,3,4-oxadiazole;

- 2-(2,4-dichlorophenyl)-5-(pyridin-3-yl)-1,3,4-oxadiazole;
2-(2,5-dichlorophenyl)-5-(pyridin-3-yl)-1,3,4-oxadiazole;
2-(3,4-dichlorophenyl)-5-(pyridin-3-yl)-1,3,4-oxadiazole;
5-methyl-2-(5-(pyridin-3-yl)-1,3,4-oxadiazol-2-yl)phenol;
5 2-methyl-5-(5-(pyridin-3-yl)-1,3,4-oxadiazol-2-yl)phenol;
2-(3-fluoro-2-methylphenyl)-5-(pyridin-3-yl)-1,3,4-oxadiazole;
2-(5-fluoro-2-methylphenyl)-5-(pyridin-3-yl)-1,3,4-oxadiazole;
2-(3-fluoro-4-methylphenyl)-5-(pyridin-3-yl)-1,3,4-oxadiazole;
2-(2,3-difluorophenyl)-5-(pyridin-3-yl)-1,3,4-oxadiazole;
10 2-(2,4-difluorophenyl)-5-(pyridin-3-yl)-1,3,4-oxadiazole;
2-(2,5-difluorophenyl)-5-(pyridin-3-yl)-1,3,4-oxadiazole;
2-(3,5-difluorophenyl)-5-(pyridin-3-yl)-1,3,4-oxadiazole;
1-(4-(5-(pyridin-3-yl)-1,3,4-oxadiazol-2-yl)phenyl)ethanone;
2-(4-isopropylphenyl)-5-(pyridin-3-yl)-1,3,4-oxadiazole;
15 2-(3-methoxy-4-methylphenyl)-5-(pyridin-3-yl)-1,3,4-oxadiazole;
2-(4-ethoxyphenyl)-5-(pyridin-3-yl)-1,3,4-oxadiazole;
2-(4-(methylthio)phenyl)-5-(pyridin-3-yl)-1,3,4-oxadiazole;
2-(3-fluoro-4-methoxyphenyl)-5-(pyridin-3-yl)-1,3,4-oxadiazole;
2-(naphthalen-1-yl)-5-(pyridin-3-yl)-1,3,4-oxadiazole;
20 2-(naphthalen-2-yl)-5-(pyridin-3-yl)-1,3,4-oxadiazole;
4-chloro-2-(5-(pyridin-3-yl)-1,3,4-oxadiazol-2-yl)phenol;
2-(4-tert-butylphenyl)-5-(pyridin-3-yl)-1,3,4-oxadiazole;
N-(4-(5-(pyridin-3-yl)-1,3,4-oxadiazol-2-yl)phenyl)acetamide;
2-(4-propoxyphenyl)-5-(pyridin-3-yl)-1,3,4-oxadiazole;
25 2-(4-isopropoxyphenyl)-5-(pyridin-3-yl)-1,3,4-oxadiazole;
2-(5-chloro-2-methoxyphenyl)-5-(pyridin-3-yl)-1,3,4-oxadiazole;
2-(4-fluoronaphthalen-1-yl)-5-(pyridin-3-yl)-1,3,4-oxadiazole;
N,N-diethyl-4-(5-(pyridin-3-yl)-1,3,4-oxadiazol-2-yl)aniline;
2-(4-butoxyphenyl)-5-(pyridin-3-yl)-1,3,4-oxadiazole;
30 2-(2-methoxy-4-(methylthio)phenyl)-5-(pyridin-3-yl)-1,3,4-oxadiazole;
2-(4-(methylsulfonyl)phenyl)-5-(pyridin-3-yl)-1,3,4-oxadiazole;
2-(2-chloro-5-(methylthio)phenyl)-5-(pyridin-3-yl)-1,3,4-oxadiazole;
2-(2-fluoro-5-(trifluoromethyl)phenyl)-5-(pyridin-3-yl)-1,3,4-oxadiazole;
2-(2-chloro-5-(trifluoromethyl)phenyl)-5-(pyridin-3-yl)-1,3,4-oxadiazole;

- 2-(2-phenethylphenyl)-5-(pyridin-3-yl)-1,3,4-oxadiazole;
 2-(2-bromo-5-methoxyphenyl)-5-(pyridin-3-yl)-1,3,4-oxadiazole;
 2-(5-bromo-2-chlorophenyl)-5-(pyridin-3-yl)-1,3,4-oxadiazole;
 2-(2-iodophenyl)-5-(pyridin-3-yl)-1,3,4-oxadiazole;
 5 2-(3-iodophenyl)-5-(pyridin-3-yl)-1,3,4-oxadiazole;
 2-(4-iodophenyl)-5-(pyridin-3-yl)-1,3,4-oxadiazole;
 2-(pyridin-3-yl)-5-(pyrimidin-5-yl)-1,3,4-oxadiazole;
 2-(5-methylpyrazin-2-yl)-5-(pyridin-3-yl)-1,3,4-oxadiazole;
 2-(2-chloro-6-methylpyridin-3-yl)-5-(pyridin-3-yl)-1,3,4-oxadiazole;
 10 2-(2-methyl-6-(trifluoromethyl)pyridin-3-yl)-5-(pyridin-3-yl)-1,3,4-oxadiazole;
 2-(2-(ethylthio)pyridin-3-yl)-5-(pyridin-3-yl)-1,3,4-oxadiazole;
 2-(2,6-dimethoxypyridin-3-yl)-5-(pyridin-3-yl)-1,3,4-oxadiazole;
 2-(2-(methylthio)pyridin-3-yl)-5-(pyridin-3-yl)-1,3,4-oxadiazole;
 15 5-chloro-3-(5-(pyridin-3-yl)-1,3,4-oxadiazol-2-yl)pyridin-2-ol;
 2-(2,6-dichloro-5-fluoropyridin-3-yl)-5-(pyridin-3-yl)-1,3,4-oxadiazole;
 2-(2,5-dichloropyridin-3-yl)-5-(pyridin-3-yl)-1,3,4-oxadiazole;
 2-(6-chloropyridin-3-yl)-5-(pyridin-3-yl)-1,3,4-oxadiazole;
 2-(2,6-dichloropyridin-3-yl)-5-(pyridin-3-yl)-1,3,4-oxadiazole;
 20 2-(2-chloropyridin-3-yl)-5-(pyridin-3-yl)-1,3,4-oxadiazole; and
 2-(pyridin-3-yl)-5-(quinolin-3-yl)-1,3,4-oxadiazole;
 or is a pharmaceutically acceptable salt thereof.

13. The composition of claim 1, wherein the nicotinic subtype $\alpha 4\beta 2$ positive
 25 allosteric modulator is a 2,5-disubstituted-1,3,4-oxadiazole derivative; a 3,5-
 disubstituted-1,2,4-oxadiazole derivative, or 3,5-diphenylisoxazole.

14. A method for use in treating or preventing pain in a patient, comprising:
 (i) administering an amount of nicotinic subtype $\alpha 4\beta 2$ positive allosteric
 30 modulator to the patient; and
 (ii) administering a pain medication comprising a compound selected
 from an opioid, gabapentin, pregabalin, duloxetine, a cannabinoid ligand, a
 vanilloid receptor antagonist, calcium channel blocker and a sodium channel

blocker wherein a descending modulatory pathway that is shared or commonly activated via the $\alpha 4\beta 2$ nicotinic receptor mechanism is activated.

15. A method for use in treating or preventing pain, including neuropathic
5 pain and cognitive disorders in a patient, comprising:

(i) administering an amount of nicotinic acetylcholine receptor ligand to the patient; and

(ii) administering an amount of nicotinic acetylcholine receptor subtype $\alpha 4\beta 2$ positive allosteric modulator to the patient; wherein the amounts of (i)
10 and (ii) together are more effective in treating pain or cognitive disorders.

16. A method for use in treating or preventing a condition or disorder selected from attention deficit disorder, attention deficit hyperactivity disorder (ADHD), Alzheimer's disease (AD), substance abuse including alcohol abuse,
15 bipolar disorder, mild cognitive impairment, age-associated memory impairment (AAMI), senile dementia, AIDS dementia, Pick's Disease, dementia associated with Lewy bodies, dementia associated with Down's syndrome, schizophrenia, schizoaffective disorder, smoking cessation, amyotrophic lateral sclerosis, Huntington's disease, diminished CNS function
20 associated with traumatic brain injury, infertility, lack of circulation, need for new blood vessel growth associated with wound healing, ischemia, sepsis, inflammation and inflammatory disorders comprising:

(i) administering an amount of nicotinic acetylcholine receptor ligand to the patient; and

(ii) administering an amount of nicotinic acetylcholine receptor subtype $\alpha 4\beta 2$ positive allosteric modulator to the patient; wherein the amounts of (i) and (ii) together are more effective in
25 treating disorders.

30 17. A method for use of treating or preventing a condition or disorder characterized by attention or cognitive dysfunction comprising administering a therapeutically effective amount of a nicotinic acetylcholine receptor subtype $\alpha 4\beta 2$ positive allosteric modulator to a subject in need thereof in combination

with a nicotinic acetylcholine receptor ligand or an acetylcholinesterase inhibitor.

18. A method of treating or preventing a condition or disorder characterized by neuropsychological dysfunction comprising administering a therapeutically effective amount of a nicotinic acetylcholine receptor subtype $\alpha 4\beta 2$ positive allosteric modulator to a subject in need thereof in combination with an antipsychotic agent.

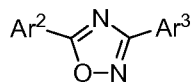
19. An article of manufacture, comprising:

(i) a first pharmaceutical dosage form comprising at least one nicotinic acetylcholine receptor ligand; and

(ii) a second pharmaceutical dosage form comprising at least nicotinic acetylcholine receptor subtype $\alpha 4\beta 2$ positive allosteric modulator; wherein the

article contains first and second pharmaceutical dosage forms.

20. A compound of formula:



(II)

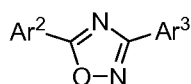
or a salt thereof, wherein Ar^2 is substituted pyridinyl, unsubstituted pyridinyl, or substituted phenyl; and Ar^3 is substituted pyridinyl, unsubstituted pyridinyl, or substituted phenyl; wherein the pyridinyl group, when substituted, is substituted with fluoro and the phenyl group is substituted with cyano, sulfonamide or fluoro.

25

21. The compound of claim 17, wherein Ar^2 is cyanophenyl and Ar^3 is pyridin-3-yl.

22. A compound of formula:

30



(II*)

or a salt thereof, wherein

Ar² is monocyclic aryl or monocyclic heteroaryl, wherein the aryl or heteroaryl is substituted or unsubstituted, and, when substituted, the aryl or heteroaryl is substituted with 1, 2, 3, or 4 substituents selected from halo, C₁-C₆ haloalkyl, C₆-C₁₀ aryl, C₄-C₇ cycloalkyl, C₂-C₆ alkenyl, C₂-C₆ alkynyl, C₅-C₁₀ heteroaryl, C₄-C₁₀ heterocycle, C₁-C₆ alkyl, -(C₁-C₆ alkyl)NHC(O)O-(C₁-C₆ alkyl), C₁-C₆ hydroxyalkyl, C₁-C₆ alkylcarbonyl, amino, hydroxyl, haloalkyl-C(O)-, haloalkyl-SO₂-, alkyl-SO₂-, -SO₂NH₂, -SO₂NH(C₁-C₆ alkyl), -SO₂N(C₁-C₆ alkyl)₂, cyano, nitro, C₁-C₆ acylamino, C₁-C₆ alkoxy, -C(O)NH₂, -C(O)O-(C₁-C₆ alkyl), and carboxy; and

Ar³ is monocyclic aryl or monocyclic heteroaryl, wherein the aryl or heteroaryl is substituted or unsubstituted, and, when substituted, the aryl or heteroaryl is substituted with a substituent selected from halo, C₁-C₆ haloalkyl, C₆-C₁₀ aryl, C₄-C₇ cycloalkyl, C₂-C₆ alkenyl, C₂-C₆ alkynyl, C₅-C₁₀ heteroaryl, C₁-C₆ alkyl, C₁-C₆ hydroxyalkyl, amino, hydroxyl, haloalkyl-SO₂-, cyano, nitro, C₁-C₆ acylamino, C₁-C₆ alkoxy, -N(C₁-C₆ alkyl)₂, and carboxy;

wherein at least one of the available atoms within a compound of formula (II*) is replaced with a radioisotope.

20

23. A compound that is [³H]-3-(5-(pyridin-3-yl)-1,2,4-oxadiazol-3-yl)benzotrile.

24. Use of a radiolabelled form of a compound of formula (II*) for determining the binding affinity of nicotinic acetylcholine receptor subtype α4β2 positive allosteric modulators.

25

Figure 1A

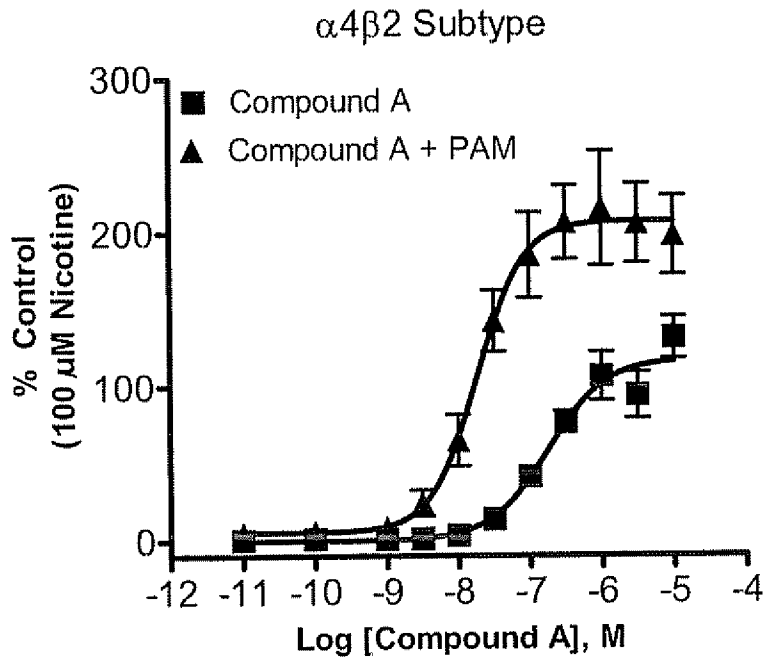


Figure 1B

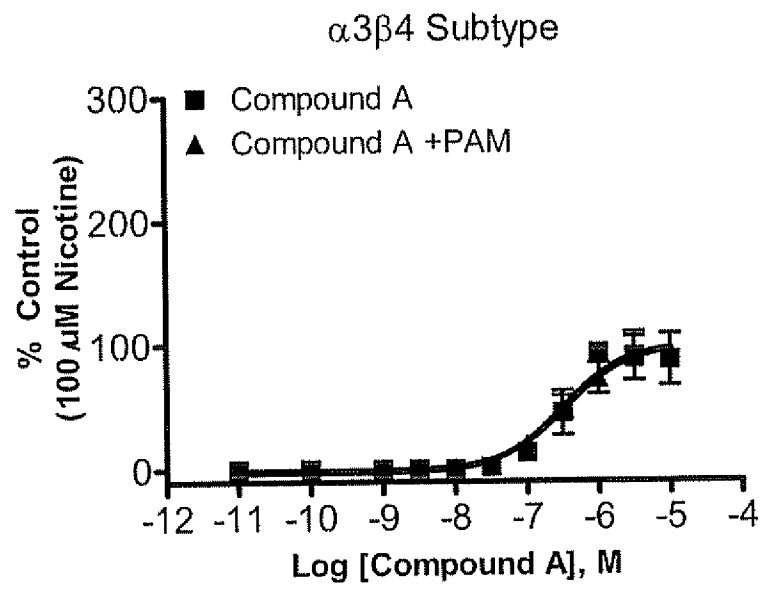


Figure 2A

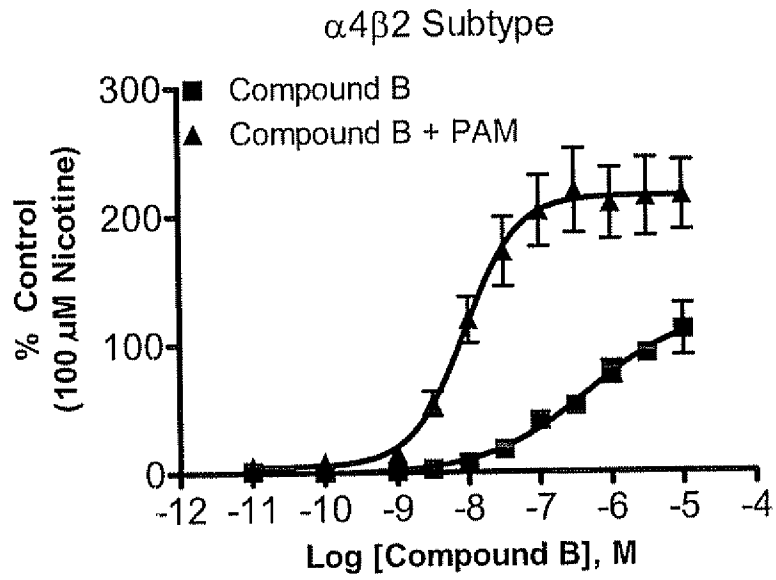


Figure 2B

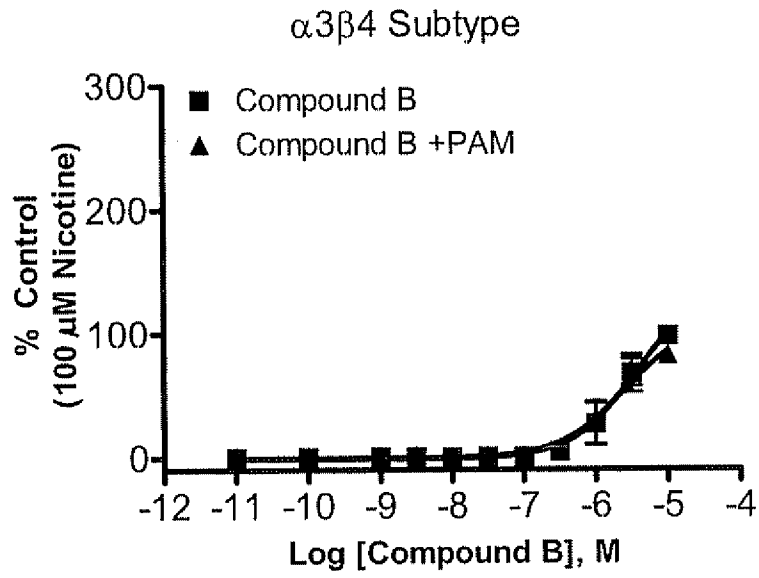


Figure 3A

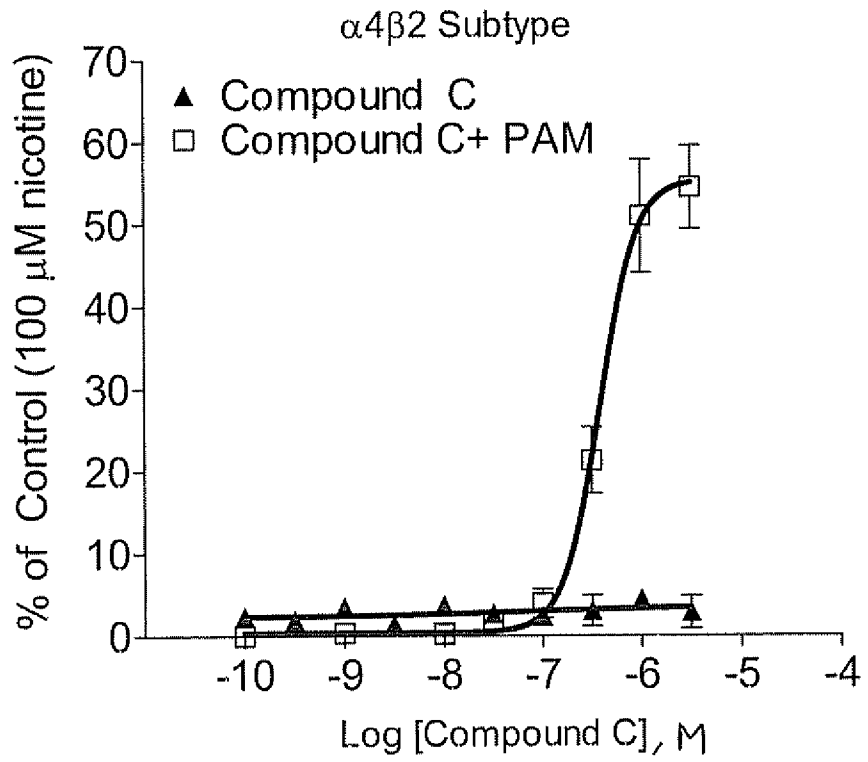


Figure 3B

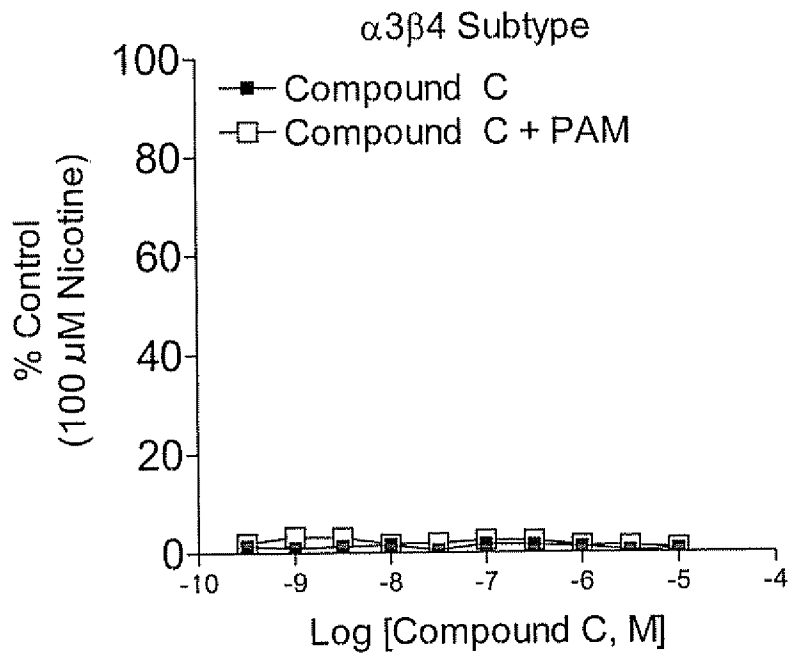


Figure 4A

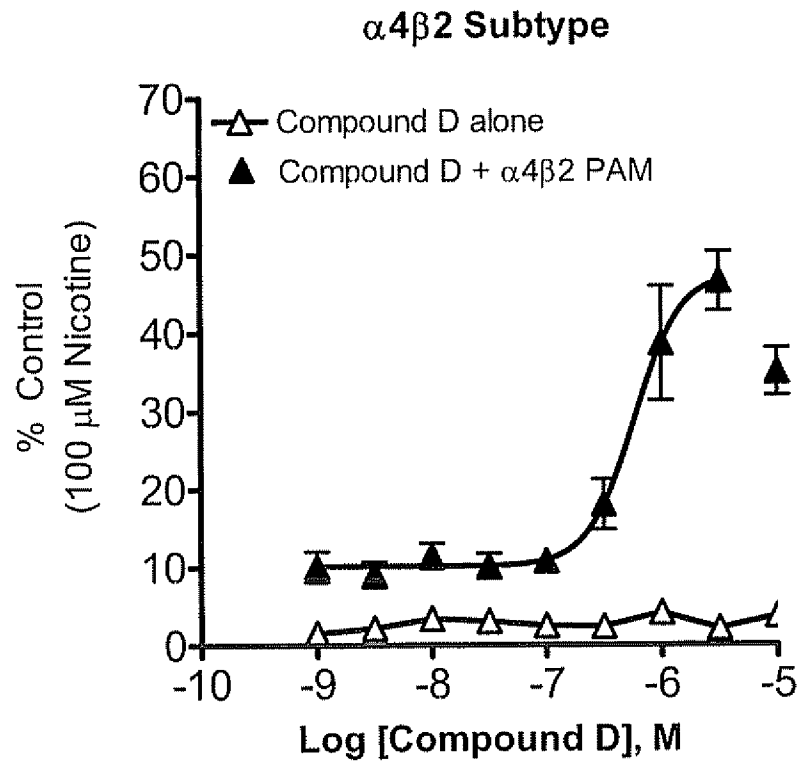


Figure 4B

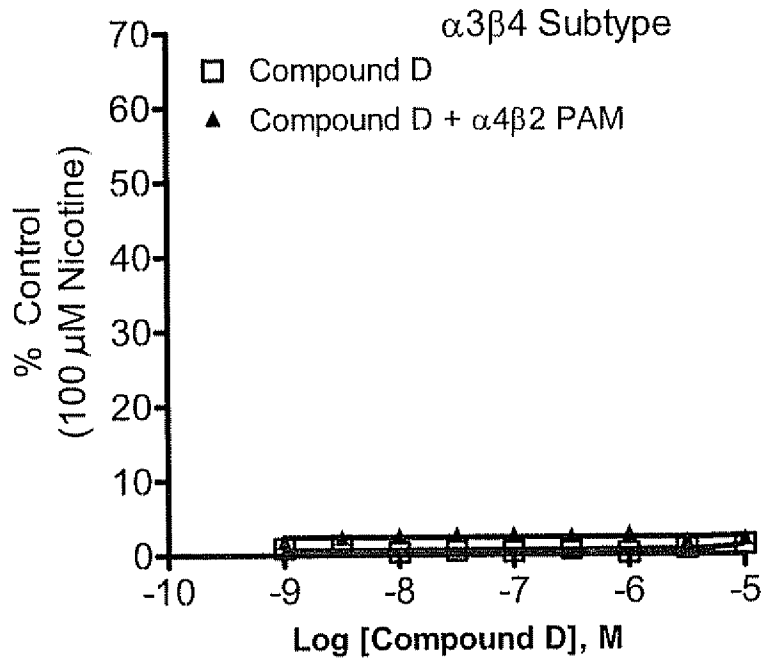


Figure 5

Comparison of EC₅₀ values of Nicotinic Ligands at α 4 β 2 nAChRs in the absence and presence of Positive Allosteric Modulator

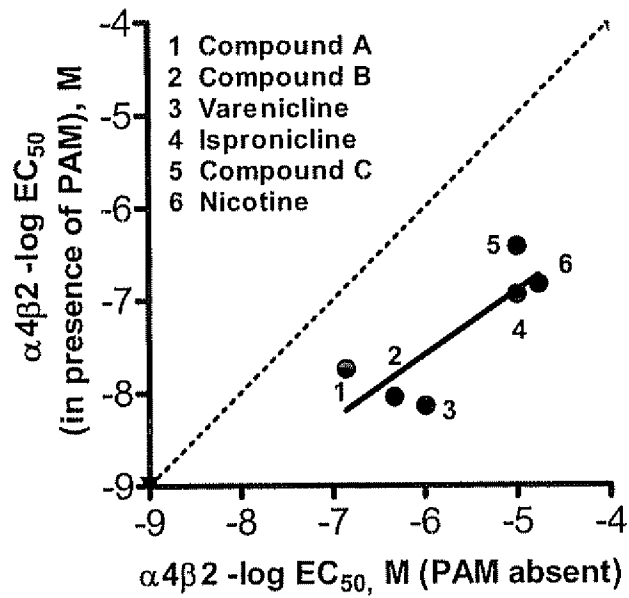


Figure 6A

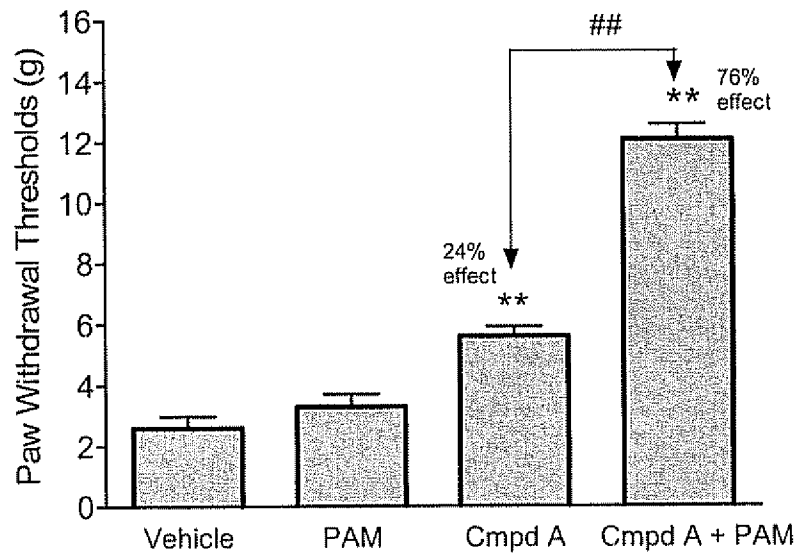


Figure 6B

Effects of $\alpha 4\beta 2$ PAM are Dose Dependent: An ineffective dose of Compound A (1 nmol/kg) is as Efficacious as Gabapentin in presence of $\alpha 4\beta 2$ PAM

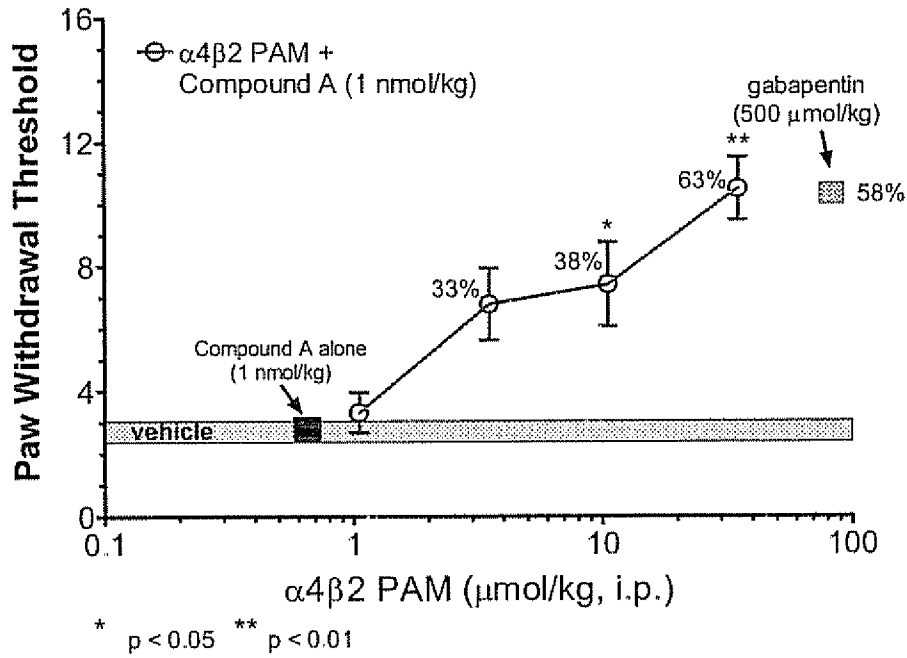


Figure 7A

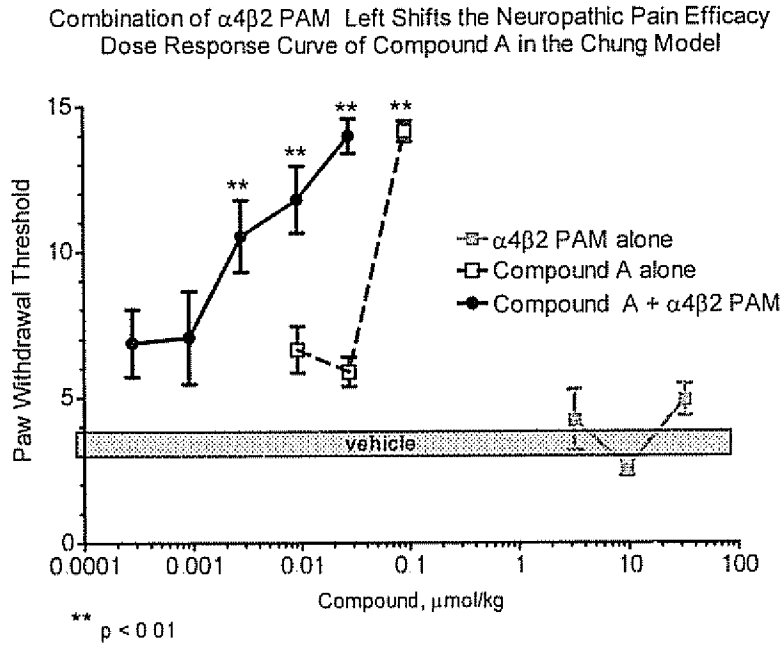


Figure 7B

Combination of $\alpha 4\beta 2$ PAM with Compound A Does Not Shift Emesis Dose Response Curve in Ferrets

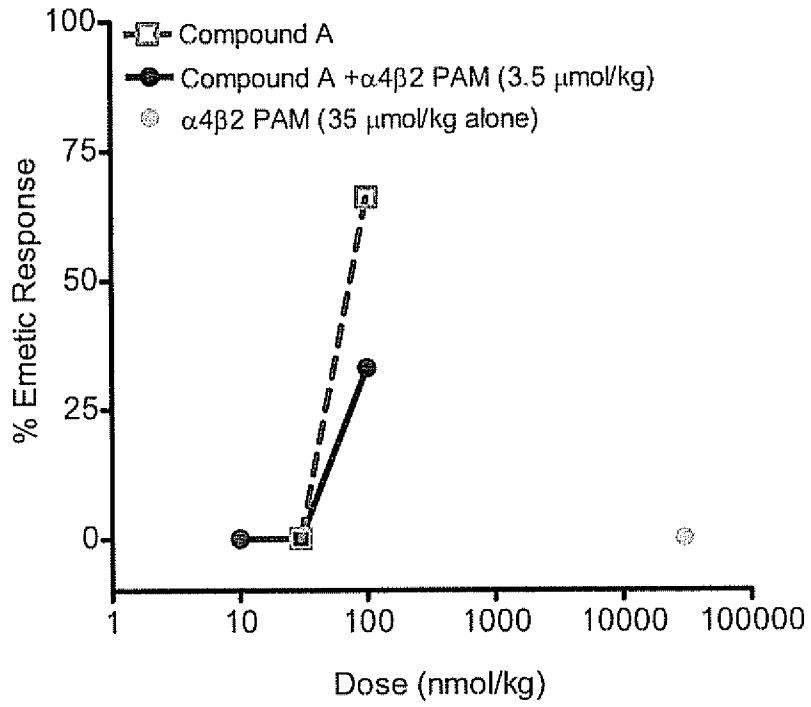


Figure 8A

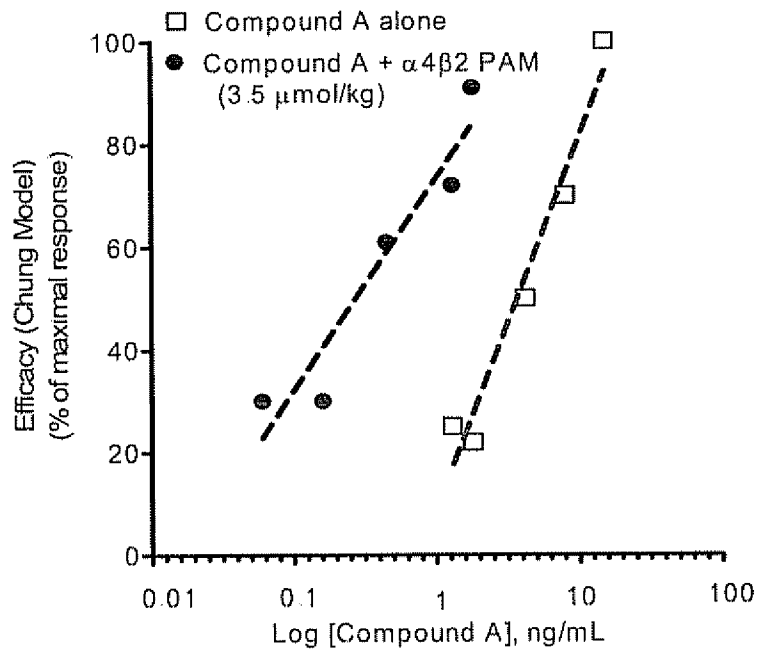


Figure 8B

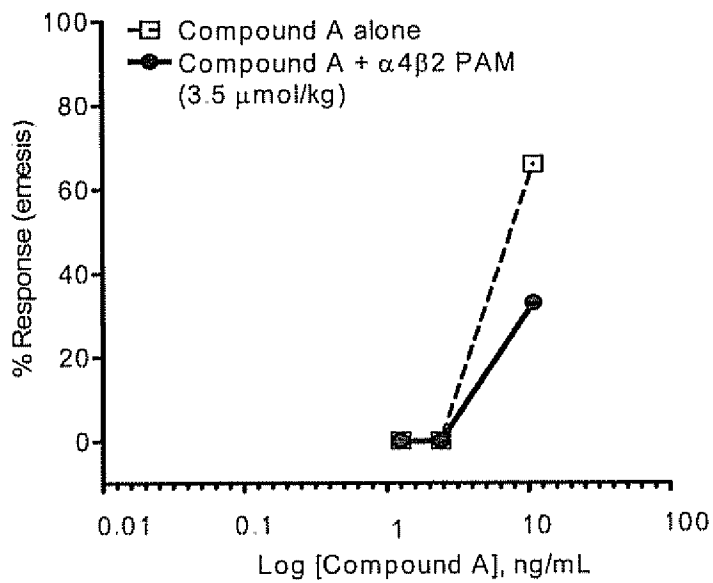


Figure 9

Compound D (nAChR partial agonist) is ineffective alone in neuropathic pain, but when combined with $\alpha 4\beta 2$ PAM, is effective

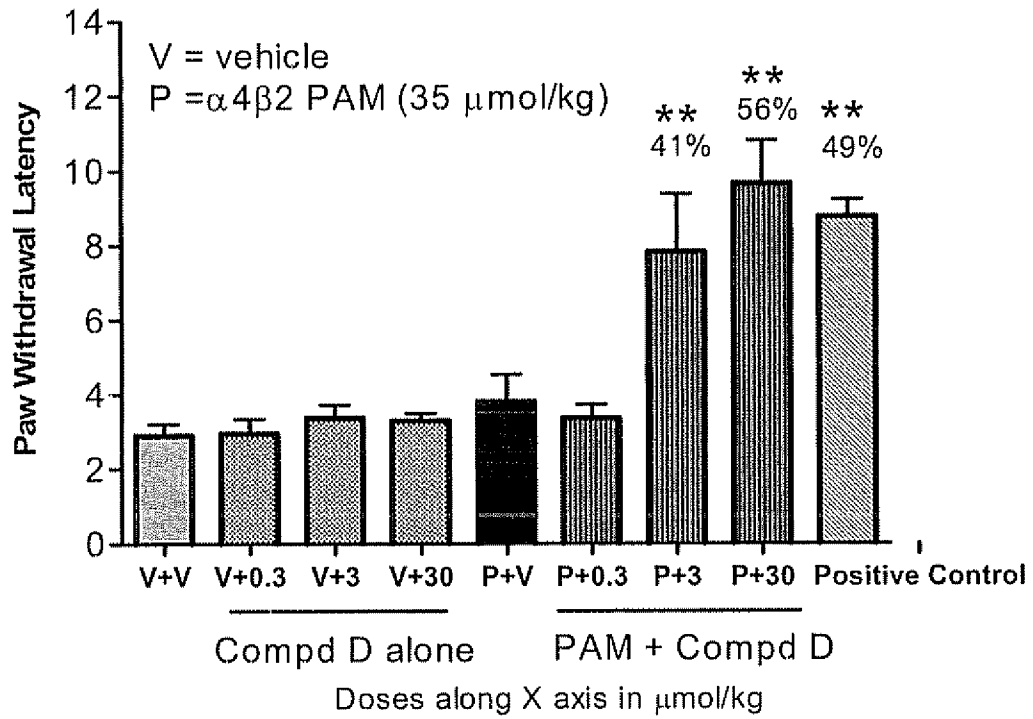


Figure 10

