



US00D860174S

(12) **United States Design Patent**
Chong

(10) **Patent No.:** **US D860,174 S**

(45) **Date of Patent:** **** Sep. 17, 2019**

(54) **HEADPHONE STAND**

(71) Applicant: **RAZER (ASIA-PACIFIC) PTE. LTD.**,
Singapore (SG)

(72) Inventor: **Boon Sim Chong**, Singapore (SG)

(73) Assignee: **RAZER (ASIA-PACIFIC) PTE. LTD.**,
Singapore (SG)

(**) Term: **15 Years**

(21) Appl. No.: **29/613,531**

(22) Filed: **Aug. 10, 2017**

Related U.S. Application Data

(63) Continuation of application No. 29/613,207, filed on
Aug. 8, 2017.

(51) **LOC (12) Cl.** **14-01**

(52) **U.S. Cl.**
USPC **D14/224**

(58) **Field of Classification Search**
USPC D14/224-229; D16/244; D17/99;
D6/672, 681, 682, 526; 248/125.1, 166,
(Continued)

(56) **References Cited**

U.S. PATENT DOCUMENTS

D576,436 S * 9/2008 Provost D6/526
D628,001 S * 11/2010 McGarry D6/534
(Continued)

Primary Examiner — Katie Jane Stofko

(74) *Attorney, Agent, or Firm* — Polsinelli PC

(57) **CLAIM**

I claim the ornamental design for a headphone stand, as
shown and described.

DESCRIPTION

The patent or application file contains at least one drawing
executed in color. Copies of this patent or patent application
publication with color drawings(s) will be provided by the
Office upon request and payment of the necessary fee.

FIG. 1 is an illuminated, color, top, perspective view of a
first embodiment of a headphone stand, showing my new
design;

FIG. 2 is an illuminated, color, front elevational view
thereof;

FIG. 3 is an illuminated, color, rear elevational view thereof;
FIG. 4 is an illuminated, color, right side elevational view
thereof;

FIG. 5 is an illuminated, color, left side elevational view
thereof;

FIG. 6 is an illuminated, color, top plan view thereof;

FIG. 7 is an illuminated, color, bottom plan view thereof;

FIG. 8 is an illuminated, grayscale, top perspective view of a
second embodiment of a headphone stand;

FIG. 9 is an illuminated, grayscale, front elevational view
thereof;

FIG. 10 is an illuminated, grayscale, rear elevational view
thereof;

FIG. 11 is an illuminated, grayscale, right side elevational
view thereof;


FIG. 12 is an illuminated, grayscale, left side elevational
view thereof;

FIG. 13 is an illuminated, grayscale, top plan view thereof;
and,

FIG. 14 is an illuminated, grayscale, bottom plan view
thereof.

The broken lines in FIGS. 1, 3, 4-8, and 10-14 illustrate
portions of the headphone stand which form no part of the
claimed design.

1 Claim, 14 Drawing Sheets
(7 of 14 Drawing Sheet(s) Filed in Color)



(58) **Field of Classification Search**

USPC 248/185.1; 381/355, 359, 361-363, 365,
381/366, 369, 375; 379/428.01, 428.04,
379/431, 433.03

CPC . H04R 25/00; H04R 1/02; H04R 5/02; H04R
9/08; F16M 11/38; F16M 13/00; F16M
11/00

See application file for complete search history.

(56) **References Cited**

U.S. PATENT DOCUMENTS

D632,110	S	*	2/2011	Cooper	D6/526
D635,384	S	*	4/2011	Yoon	D6/526
D677,503	S	*	3/2013	Floyd	D6/526
D690,137	S	*	9/2013	Kikkert	D6/672
D690,969	S	*	10/2013	Wilson	D6/682.5
D720,154	S	*	12/2014	Provost	D6/526
D730,914	S	*	6/2015	Park	D14/447
D737,606	S	*	9/2015	King	D6/682
D765,623	S		9/2016	Yang et al.		
D772,601	S	*	11/2016	Christie	D6/526
D788,080	S		5/2017	Turksu et al.		
D789,348	S	*	6/2017	Kim	D14/250
D802,328	S	*	11/2017	Wortell	D6/526

* cited by examiner




FIG. 1



FIG. 2



FIG. 3




FIG. 4



FIG. 5




FIG. 6




FIG. 7



FIG. 8




FIG. 9




FIG. 10




FIG. 11




FIG. 12




FIG. 13




FIG. 14