



US00D817692S

(12) **United States Design Patent**
Kim et al.

(10) **Patent No.:** **US D817,692 S**

(45) **Date of Patent:** **** May 15, 2018**

(54) **GAS RANGE**

F24C 7/067; F24C 7/062; F24C 7/082;
F24C 7/081; A47J 37/0709

See application file for complete search history.

(71) Applicant: **LG ELECTRONICS INC.**, Seoul
(KR)

(56) **References Cited**

(72) Inventors: **Sooyeon Kim**, Seoul (KR); **Hanjin Jung**, Seoul (KR); **Miyoung Kim**, Seoul (KR); **Songyi Han**, Seoul (KR); **Inhwan Ryu**, Seoul (KR)

U.S. PATENT DOCUMENTS

D477,177	S	*	7/2003	Jeong	D7/340
D530,972	S	*	10/2006	Park	D7/340
D557,069	S	*	12/2007	Shin	D7/408
D560,955	S	*	2/2008	Shin	D7/340
D610,863	S	*	3/2010	Kim	D7/340
D628,431	S	*	12/2010	Funnell	D7/346
D629,638	S	*	12/2010	Funnell	D7/346
D634,579	S	*	3/2011	Funnell, II	D7/346
D634,580	S	*	3/2011	Funnell, II	D7/346
D642,417	S	*	8/2011	Kim	D7/340
D653,900	S	*	2/2012	Kim	D7/340
D655,128	S	*	3/2012	Kim	D7/340
D680,809	S	*	4/2013	Kim	D7/402
D684,424	S	*	6/2013	Funnell	D7/408
D697,358	S	*	1/2014	Kim	D7/340
D703,484	S	*	4/2014	Boo	D7/408
D704,508	S	*	5/2014	Nordwall	D7/346
D731,845	S	*	6/2015	Kim	D7/340
D736,553	S	*	8/2015	Funnell, II	D7/339
D764,220	S	*	8/2016	Kim	D7/339
D781,096	S	*	3/2017	Kim	D7/339
D782,872	S	*	4/2017	Cho	D7/406
D785,398	S	*	5/2017	Kim	D7/340
D786,005	S	*	5/2017	Kim	D7/340

(Continued)

(73) Assignee: **LG Electronics Inc.**, Seoul (KR)

(**) Term: **15 Years**

(21) Appl. No.: **35/501,993**

(22) Filed: **May 30, 2016**

(80) **Hague Agreement Data**

Int. Filing Date: **May 30, 2016**

Int. Reg. No.: **DM/091081**

Int. Reg. Date: **May 30, 2016**

Int. Reg. Pub. Date: **Dec. 2, 2016**

(30) **Foreign Application Priority Data**

Nov. 30, 2015 (KR) 30-2015-0060408

(51) **LOC (11) Cl.** **07-02**

(52) **U.S. Cl.**
USPC **D7/346**
CPC **F24C 15/12 (2013.01)**

(58) **Field of Classification Search**

USPC D7/407-409, 402, 339-347, 362;
D23/397, 402

CPC F24C 15/107; F24C 15/12; F24C 15/36;
F24C 3/08; F24C 3/082; F24C 3/085;

Primary Examiner — Richard E Chilcot

(74) *Attorney, Agent, or Firm* — Birch, Stewart, Kolasch & Birch, LLP

(57) **CLAIM**

The ornamental design for a gas range, as shown and described.

DESCRIPTION

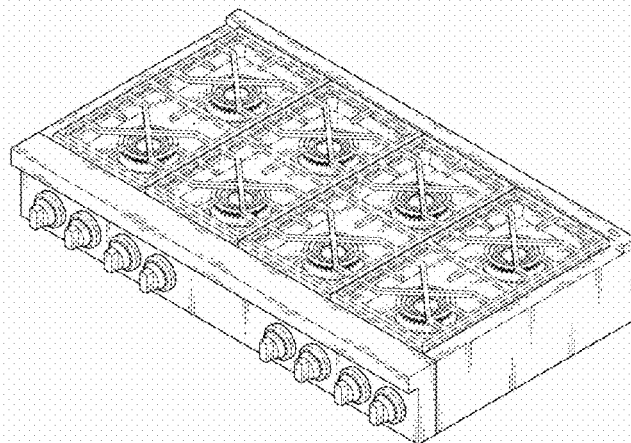
1. Gas range

1.1 is a perspective view of a gas range showing our new design;

1.2 is a front elevation view thereof;

1.3 is a rear elevation view thereof;

(Continued)



1.4 is a left-side elevation view thereof;
1.5 is a right-side elevation view thereof;
1.6 is a top plan view thereof; and
1.7 is a bottom plan view thereof.

1 Claim, 7 Drawing Sheets

(56)

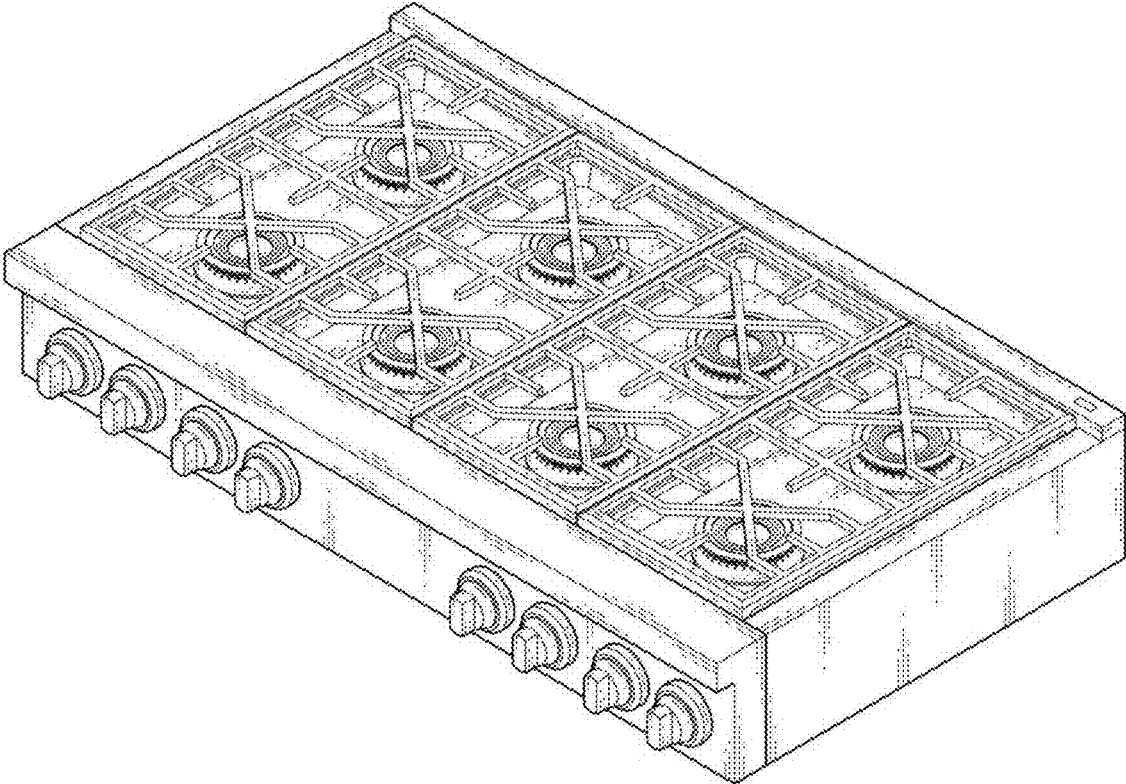
References Cited

U.S. PATENT DOCUMENTS


D786,006	S *	5/2017	Chung	D7/340
D786,608	S *	5/2017	Cho	D7/339
D786,609	S *	5/2017	Cho	D7/339
D787,255	S *	5/2017	Cho	D7/339
D787,256	S *	5/2017	Cho	D7/339
D789,729	S *	6/2017	Lee	D7/340
9,696,040	B2 *	7/2017	Yoon	F24C 3/124
D793,160	S *	8/2017	Cho	D7/408

* cited by examiner

1.1




1.2



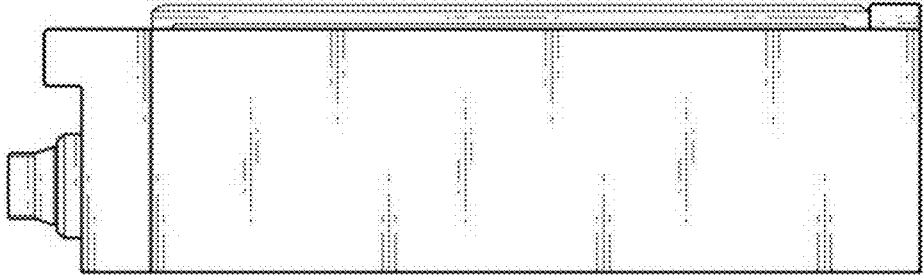
1.3




1.4



1.5



1.6



1.7

