

(12) **United States Design Patent** (10) **Patent No.:** **US D810,556 S**
Holm et al. (45) **Date of Patent:** **** Feb. 20, 2018**

(54) **DISPENSER PACKAGE**

(71) Applicant: **MCCORMICK & COMPANY, INCORPORATED**, Sparks, MD (US)

(72) Inventors: **Erik Holm**, Mars, PA (US); **Thomas Koll Porter Gieske**, Lutherville, MD (US); **Troy A. Hill**, Reading, PA (US); **Tracie L. C. Wilson**, Westminster, MD (US)

(73) Assignee: **MCCORMICK & COMPANY, INCORPORATED**, Sparks, MD (US)

(**) Term: **15 Years**

(21) Appl. No.: **29/585,254**

(22) Filed: **Nov. 22, 2016**

(51) **LOC (11) Cl.** **09-03**

(52) **U.S. Cl.**

USPC **D9/415; D9/416; D9/420**

(58) **Field of Classification Search**
 USPC **D9/414, 415, 416, 420-423, 730**
 (Continued)

(56) **References Cited**

U.S. PATENT DOCUMENTS

- 3,382,970 A * 5/1968 Sellors A47F 5/112
206/45.24
- 3,391,783 A * 7/1968 Gantz B65D 73/0021
206/464

(Continued)

Primary Examiner — Lauren Calve

(74) *Attorney, Agent, or Firm* — Greenblum & Bernstein, P.L.C.

(57) **CLAIM**

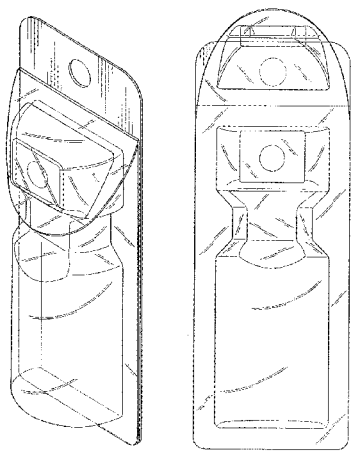
We claim the ornamental design for a dispenser package, as shown and described.

DESCRIPTION

FIG. 1 shows a front top right side perspective view of a dispenser package;

FIG. 2 shows a front view of FIG. 1;
 FIG. 3 shows a back view of FIG. 1;
 FIG. 4 shows a right side view of FIG. 1;
 FIG. 5 shows a left side view of FIG. 1;
 FIG. 6 shows a top view of FIG. 1;
 FIG. 7 shows a bottom view of FIG. 1;
 FIG. 8 shows a front side view of FIG. 1 with the flip-up cover shown in the fully open position;
 FIG. 9 shows a right side view of FIG. 8;
 FIG. 10 shows a front top right side perspective view of a second embodiment of a dispenser package;
 FIG. 11 shows a front view of FIG. 10;
 FIG. 12 shows a back view of FIG. 10;
 FIG. 13 shows a right side view of FIG. 10;
 FIG. 14 shows a left side view of FIG. 10;
 FIG. 15 shows a top view of FIG. 10;
 FIG. 16 shows a bottom view of FIG. 10;
 FIG. 17 shows a front side view of FIG. 10 with the flip-up cover shown in the fully open position;
 FIG. 18 shows a right side view of FIG. 17;
 FIG. 19 shows a front top right side perspective view of a third embodiment of a dispenser package;
 FIG. 20 shows a front view of FIG. 19;
 FIG. 21 shows a back view of FIG. 19;
 FIG. 22 shows a right side view of FIG. 19;
 FIG. 23 shows a left side view of FIG. 19;
 FIG. 24 shows a top view of FIG. 19;
 FIG. 25 shows a bottom view of FIG. 19;
 FIG. 26 shows a front side view of FIG. 19 with the flip-up cover shown in the fully open position;
 FIG. 27 shows a right side view of FIG. 26;
 FIG. 28 shows a front top right side perspective view of a fourth embodiment of a dispenser package;
 FIG. 29 shows a front view of FIG. 28;
 FIG. 30 shows a back view of FIG. 28;
 FIG. 31 shows a right side view of FIG. 28;
 FIG. 32 shows a left side view of FIG. 28;
 FIG. 33 shows a top view of FIG. 28;
 FIG. 34 shows a bottom view of FIG. 28;
 FIG. 35 shows a front side view of FIG. 28 with the flip-up cover shown in the fully open position; and,
 FIG. 36 shows a right side view of FIG. 35.

(Continued)



US D810,556 S

Page 2

The broken lines shown represent unclaimed subject matter and form no part of the claimed design.

1 Claim, 28 Drawing Sheets

(58) Field of Classification Search

CPC B65D 2575/586; B65D 73/0092; B65D 75/5811; B65D 73/005; B65D 75/366; B65D 73/0085; B65D 75/20; B65D 75/30; B65D 75/5877; B65D 43/162; B65D 73/0014; B65D 17/166; B65D 1/0238; B65D 2571/0066; B65D 75/322; B65D 75/326

See application file for complete search history.

(56) References Cited

U.S. PATENT DOCUMENTS

3,463,307 A * 8/1969 Caplan B65D 75/366
206/460
3,554,367 A * 1/1971 Hoover B65D 73/0092
206/463

3,698,551 A * 10/1972 Tomlinson B65D 73/005
206/459.5
3,900,121 A * 8/1975 Kruck B65D 83/384
215/12.1
4,209,096 A * 6/1980 Carkhuff B65D 75/366
206/469
4,261,462 A * 4/1981 Wysocki B65D 73/0057
206/216
D273,277 S * 4/1984 Strauss D9/415
5,002,187 A * 3/1991 Rysner B65D 75/36
206/459.5
D337,052 S * 7/1993 Anderson D3/203.2
5,826,737 A * 10/1998 Zakensberg B65D 75/5811
206/469
D437,777 S * 2/2001 Wootton D9/415
D439,836 S * 4/2001 Humphrey D9/415
D494,858 S * 8/2004 Rosier D9/415
D628,090 S 11/2010 Stuiber
D634,615 S * 3/2011 Patel D9/416
D642,482 S 8/2011 Stuiber
D642,483 S 8/2011 Stuiber
D642,903 S * 8/2011 Pourian D9/422
2003/0168501 A1 * 9/2003 Hengami B65D 75/5894
229/117.3

* cited by examiner

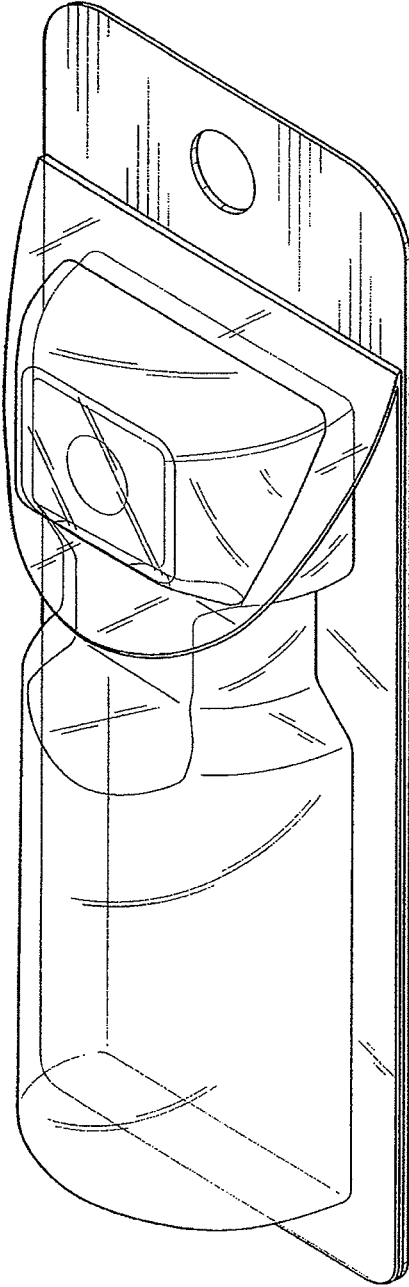


FIG. 1

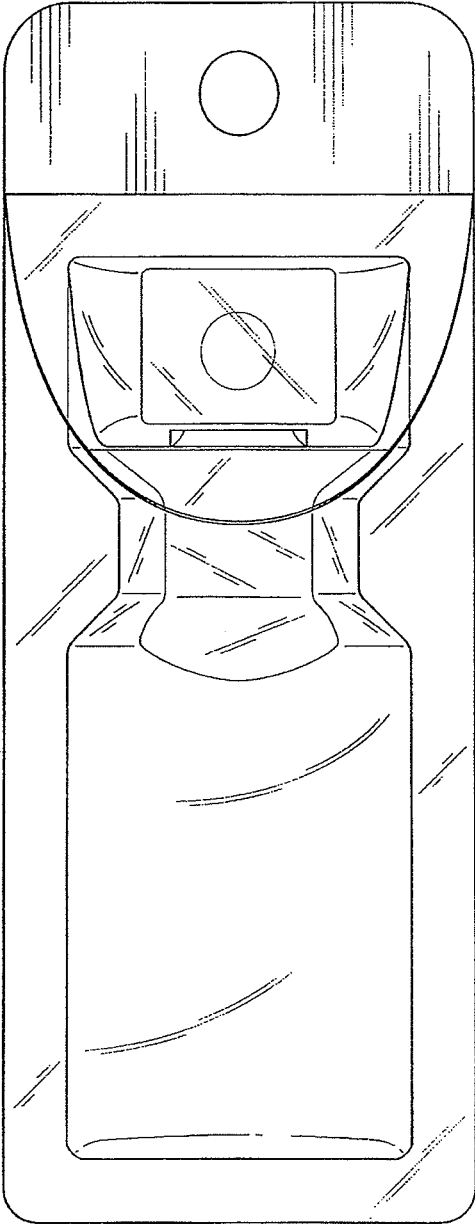


FIG. 2




FIG. 3

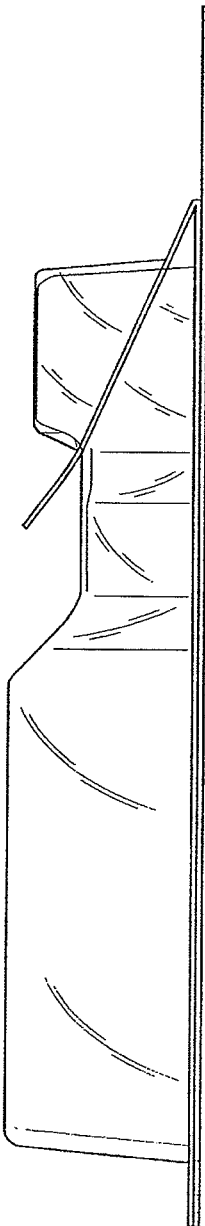


FIG. 4

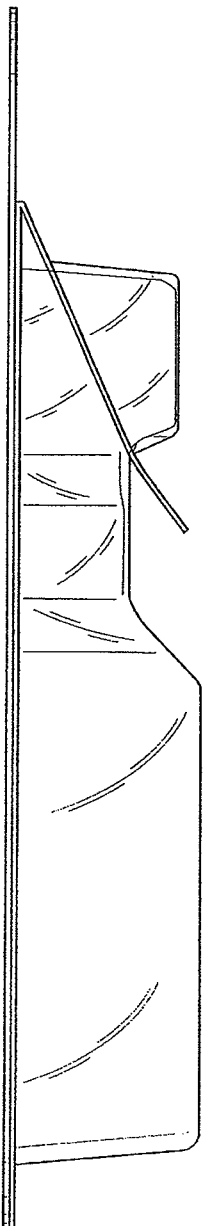


FIG. 5

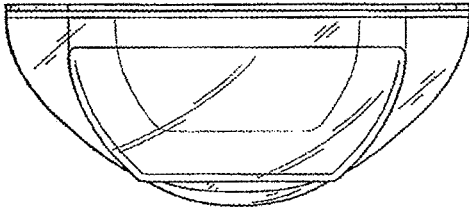


FIG. 6

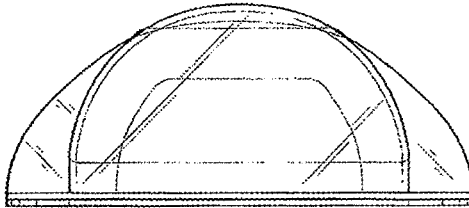


FIG. 7

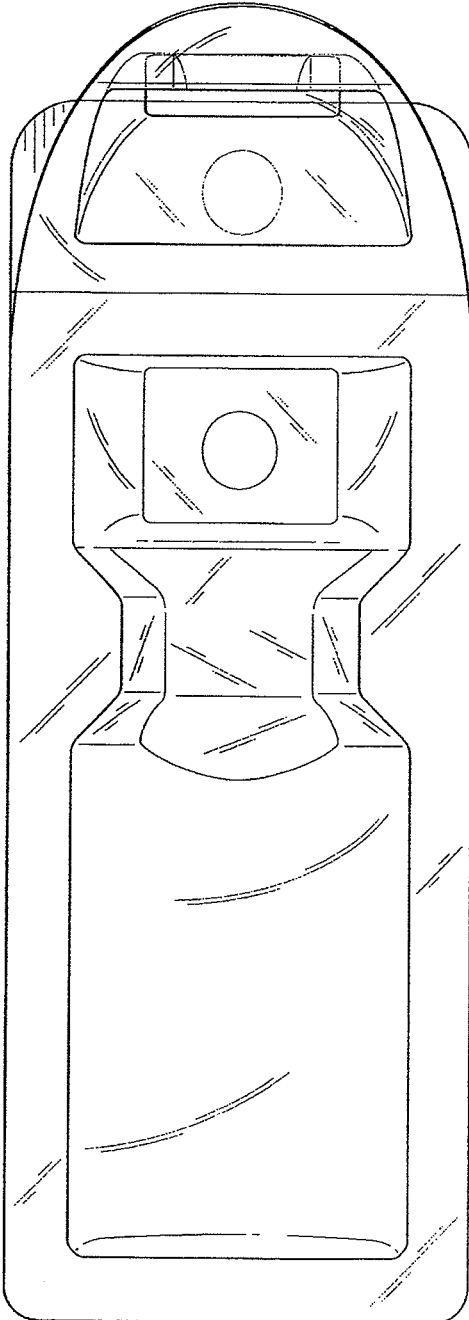


FIG. 8

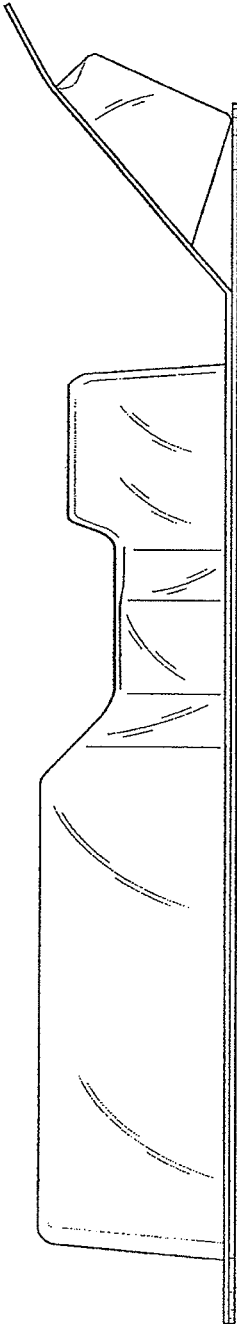


FIG. 9

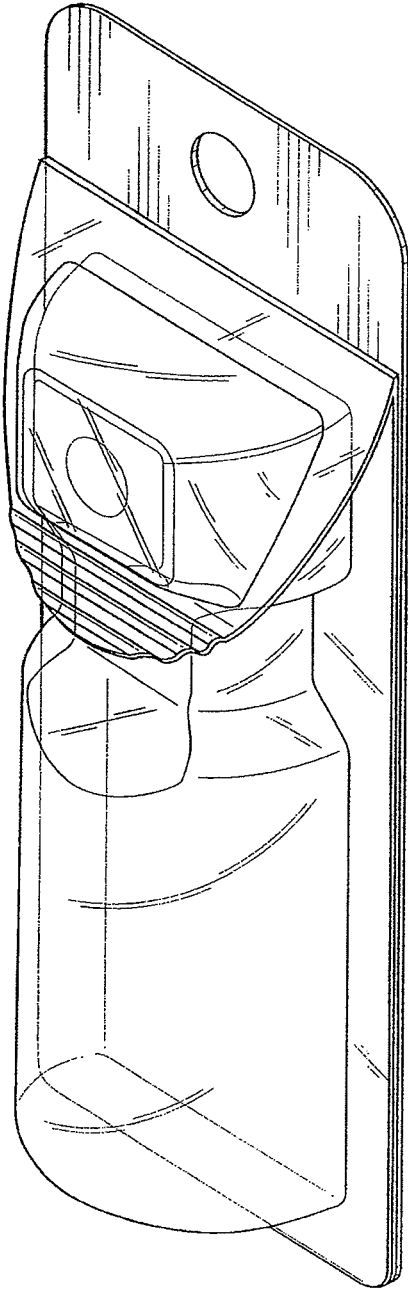


FIG. 10

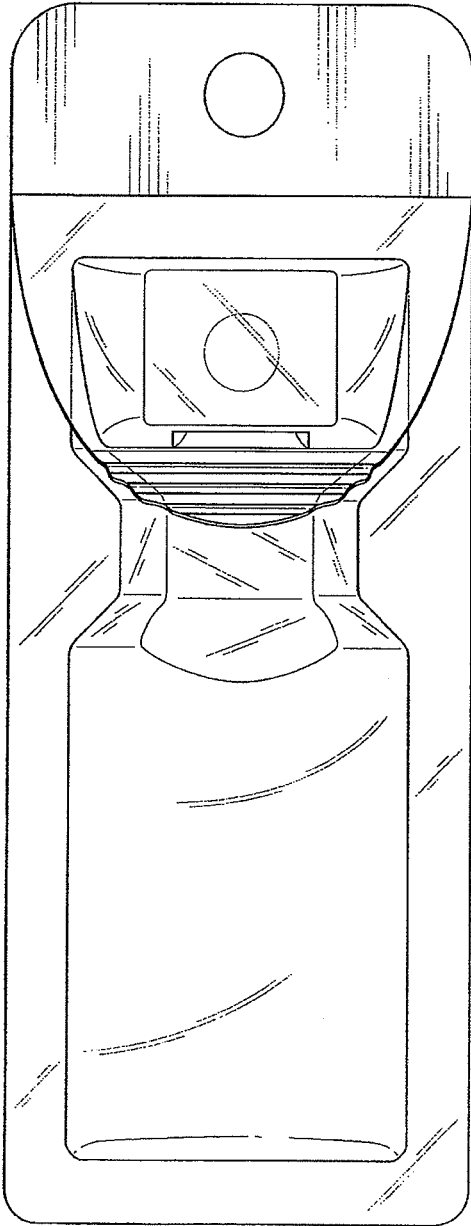


FIG. 11




FIG. 12

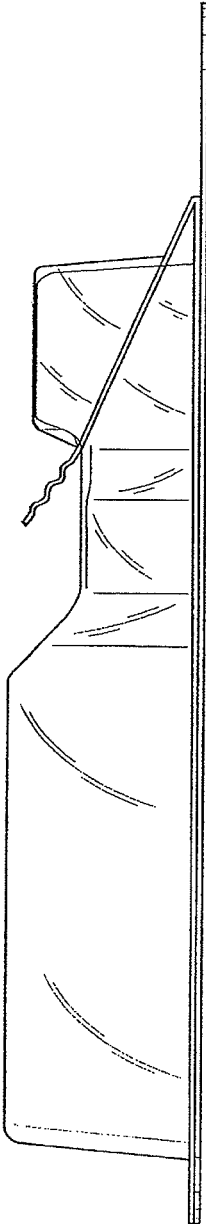


FIG. 13

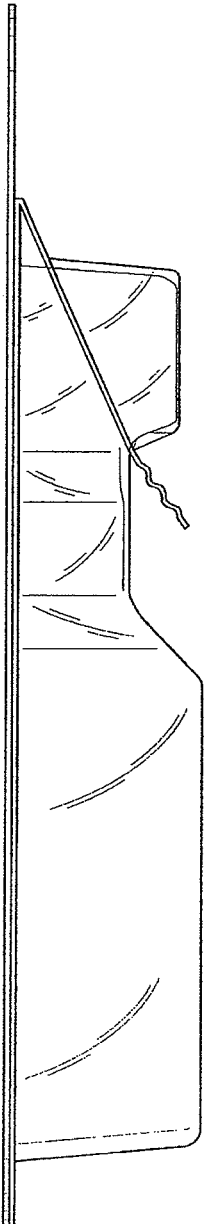


FIG. 14

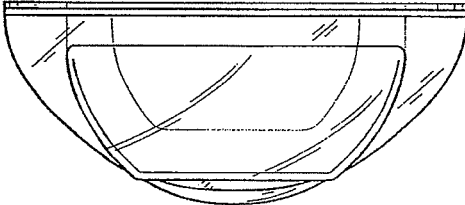


FIG. 15

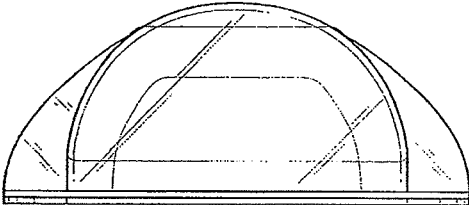


FIG. 16

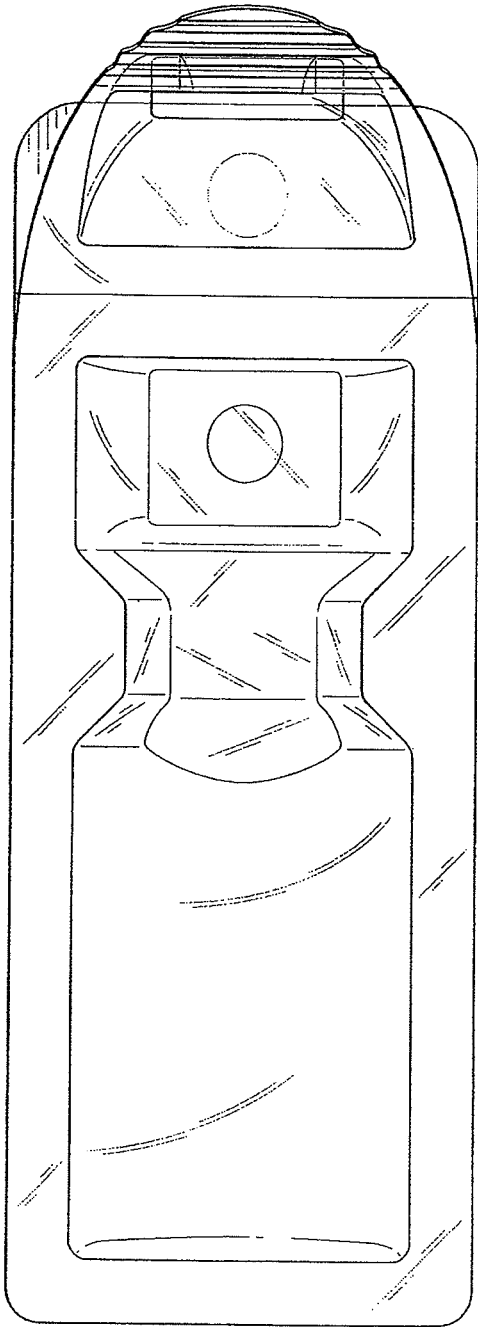


FIG. 17

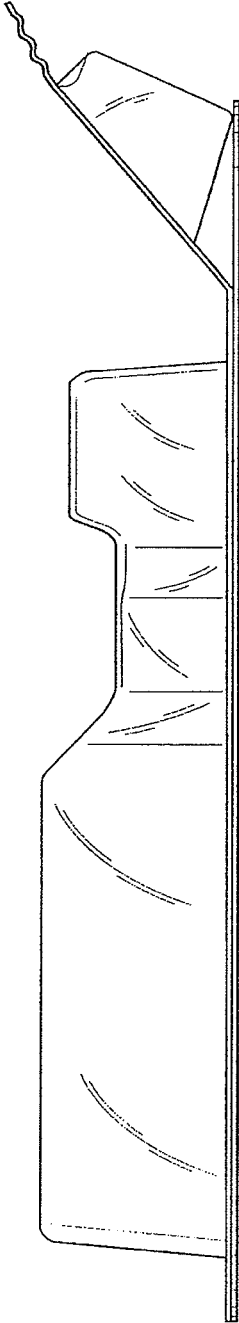


FIG. 18

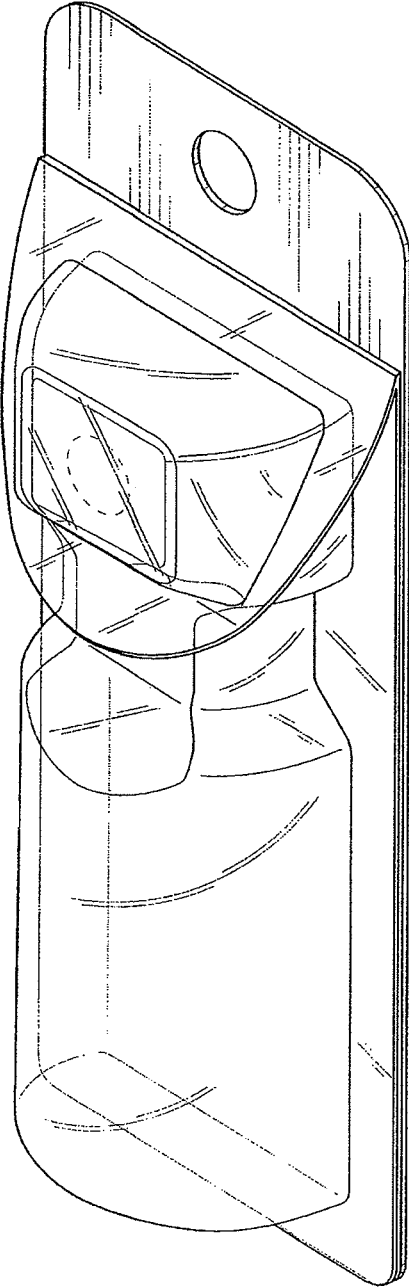


FIG. 19

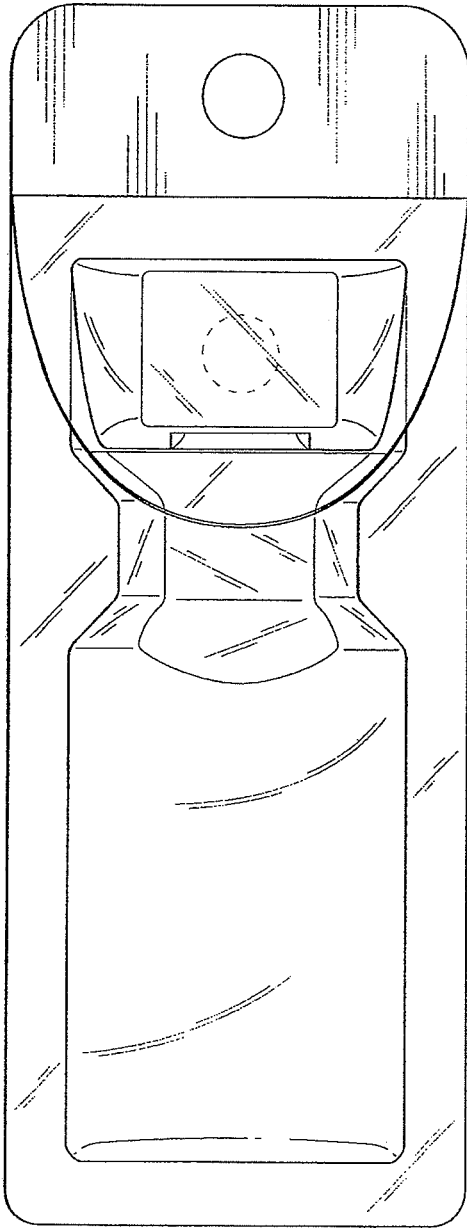


FIG. 20




FIG. 21

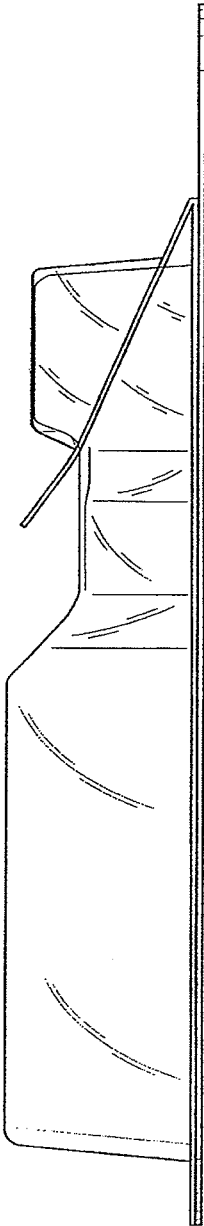


FIG. 22

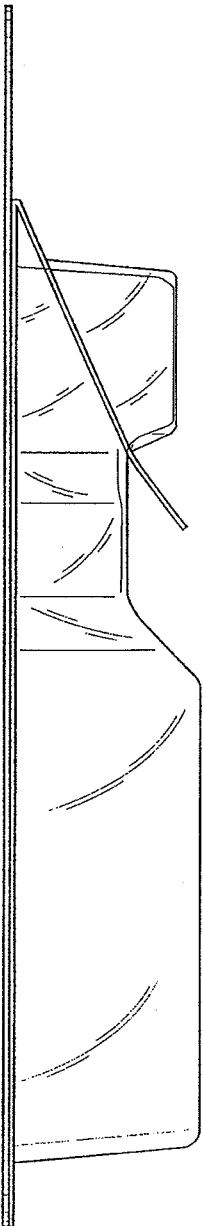


FIG. 23

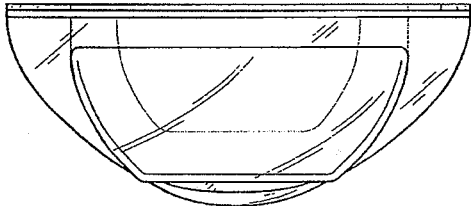


FIG. 24

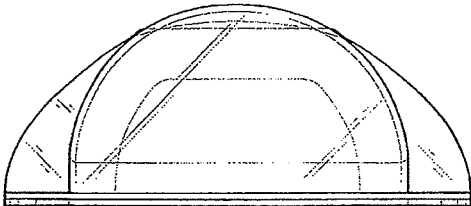


FIG. 25

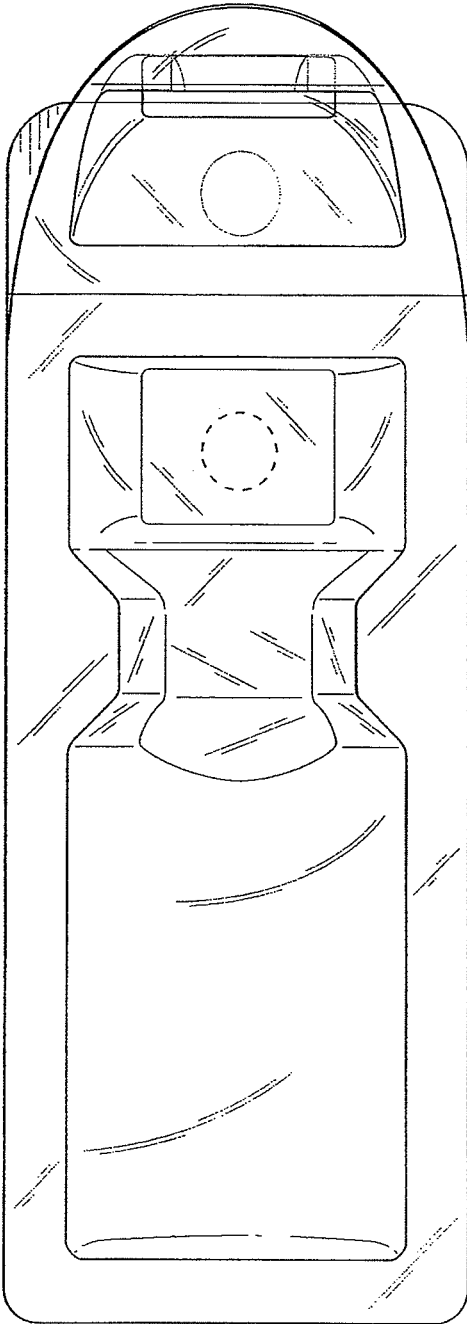


FIG. 26

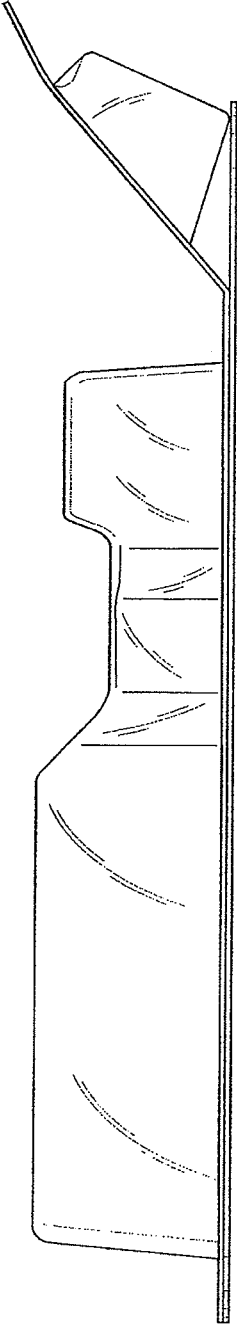


FIG. 27

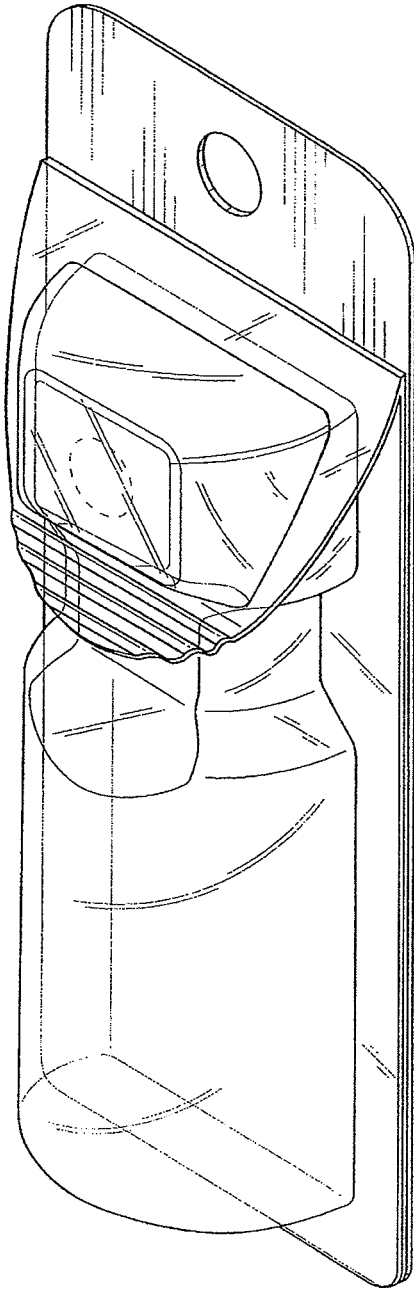


FIG. 28

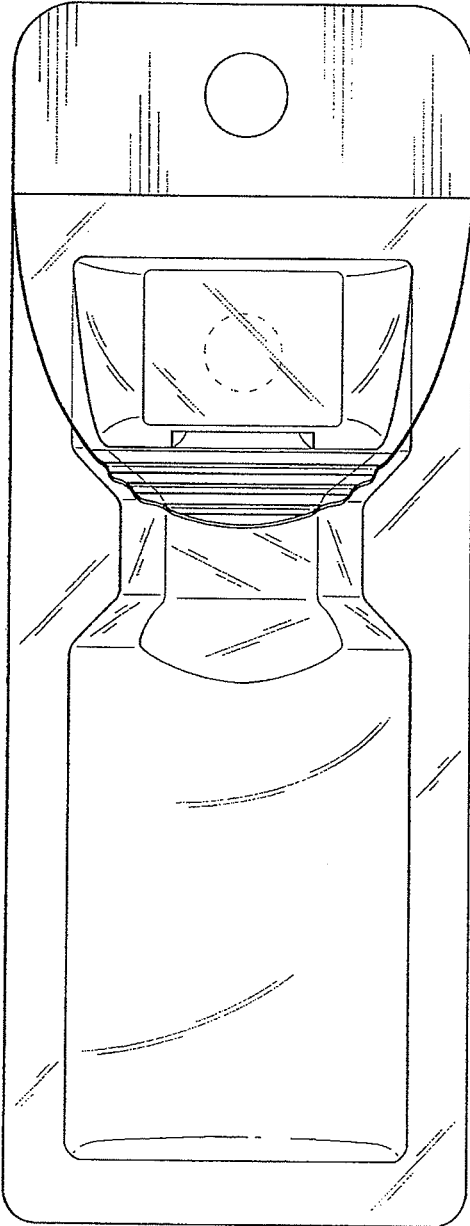


FIG. 29




FIG. 30

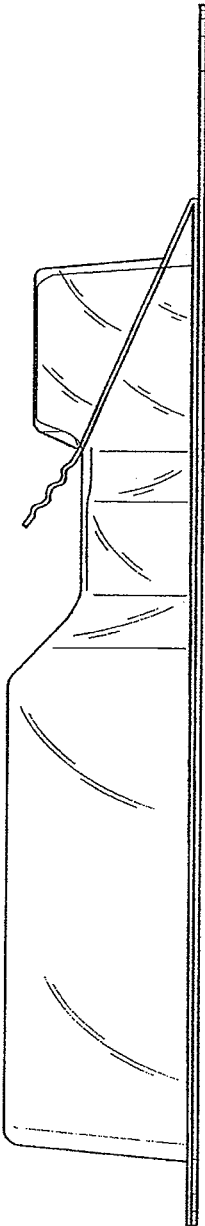


FIG. 31

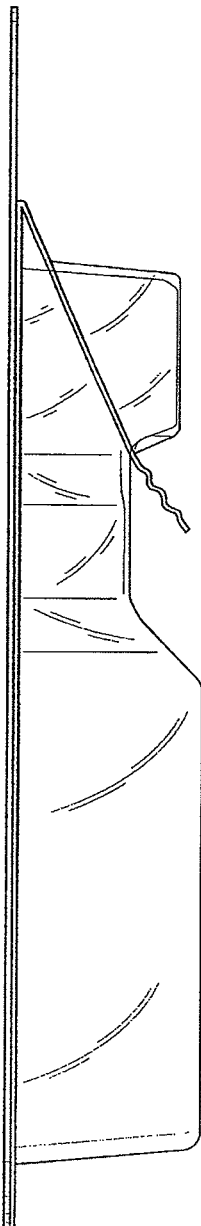


FIG. 32

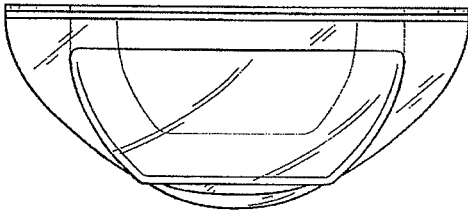


FIG. 33

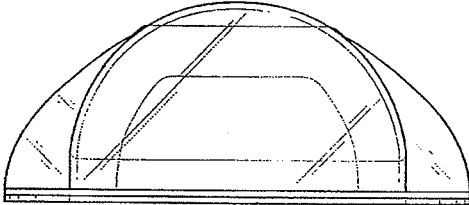


FIG. 34

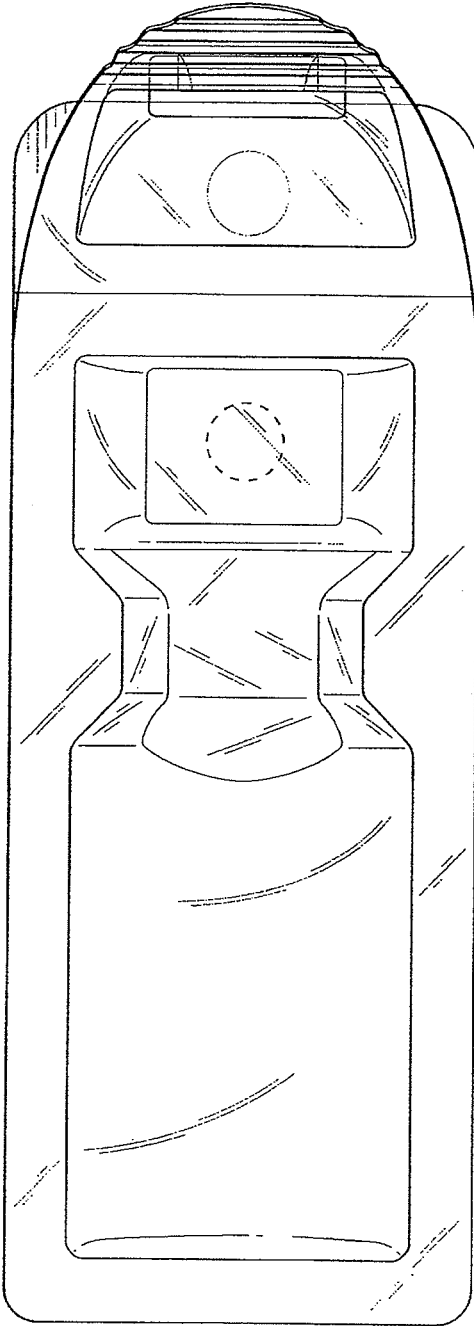


FIG. 35

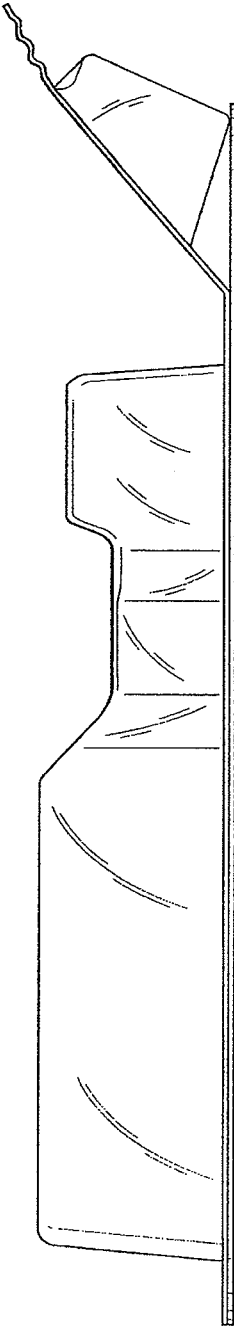


FIG. 36