



US0D1048288S

(12) **United States Design Patent**
Weiss

(10) **Patent No.:** **US D1,048,288 S**

(45) **Date of Patent:** **** Oct. 22, 2024**

(54) **BUTT FOR A FIREARM**

(71) Applicant: **STEYR ARMS GmbH**, Kleinraming (AT)

(72) Inventor: **Jochen Weiss**, Feistritz im Rosental (AT)

(73) Assignee: **STEYR ARMS GMBH**, Kleinraming (AT)

(**) Term: **15 Years**

(21) Appl. No.: **29/888,089**

(22) Filed: **Mar. 28, 2023**

(30) **Foreign Application Priority Data**

Oct. 5, 2022 (EM) 009198138-0001

(51) **LOC (14) Cl.** **22-01**

(52) **U.S. Cl.**
USPC **D22/108**

(58) **Field of Classification Search**
USPC D22/103, 108; D21/570, 573
CPC F41C 23/04; F41C 23/14; F41C 23/20;
F41C 23/22; F41C 23/18; F41C 23/00;
F41C 23/08
See application file for complete search history.

(56) **References Cited**

U.S. PATENT DOCUMENTS

4,949,493 A * 8/1990 Zedrosser F41A 9/45
42/15
D693,420 S * 11/2013 Abbott D22/103
D847,137 S * 4/2019 Monti D21/333
D847,913 S * 5/2019 Patel D21/574
D897,477 S * 9/2020 Jonsson D22/108

D950,669 S * 5/2022 Uur D22/108
D1,025,271 S * 4/2024 Shen D22/108
D1,026,158 S * 5/2024 Young D22/103
2014/0075803 A1* 3/2014 Muller F41A 11/02
42/16
2015/0107143 A1* 4/2015 Coetzee F41G 11/003
42/14
2017/0131051 A1* 5/2017 Albury F41C 23/20
2023/0099273 A1* 3/2023 Craig F41A 15/14
42/25
2024/0247891 A1* 7/2024 Makowski F41A 21/48

* cited by examiner

Primary Examiner — Michael A. Pratt

(74) *Attorney, Agent, or Firm* — Hoffmann & Baron, LLP

(57) **CLAIM**

The ornamental design for a butt for a firearm as shown and described.

DESCRIPTION

FIG. 1 is a perspective view of a butt for a firearm constructed in accordance with the invention;

FIG. 2 is a right side view of the butt for a firearm shown in FIG. 1;

FIG. 3 is a front view of the butt for a firearm shown in FIG. 1;

FIG. 4 is a rear view of the butt for a firearm as shown in FIG. 1;

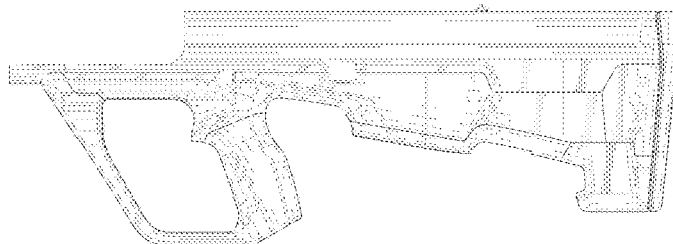
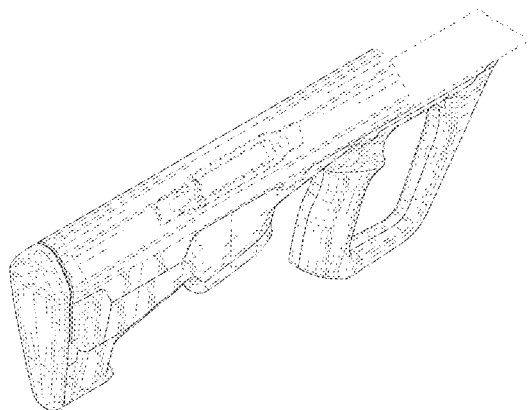
FIG. 5 is a left side view of the butt for a firearm shown in FIG. 1;

FIG. 6 is a top elevational view of the butt for a firearm shown in FIG. 1; and,

FIG. 7 is a bottom elevational view of the butt for a firearm shown in FIG. 1.

The broken lines shown in the drawings depict portions of the butt for a firearm that form no part of the claimed design.

1 Claim, 5 Drawing Sheets



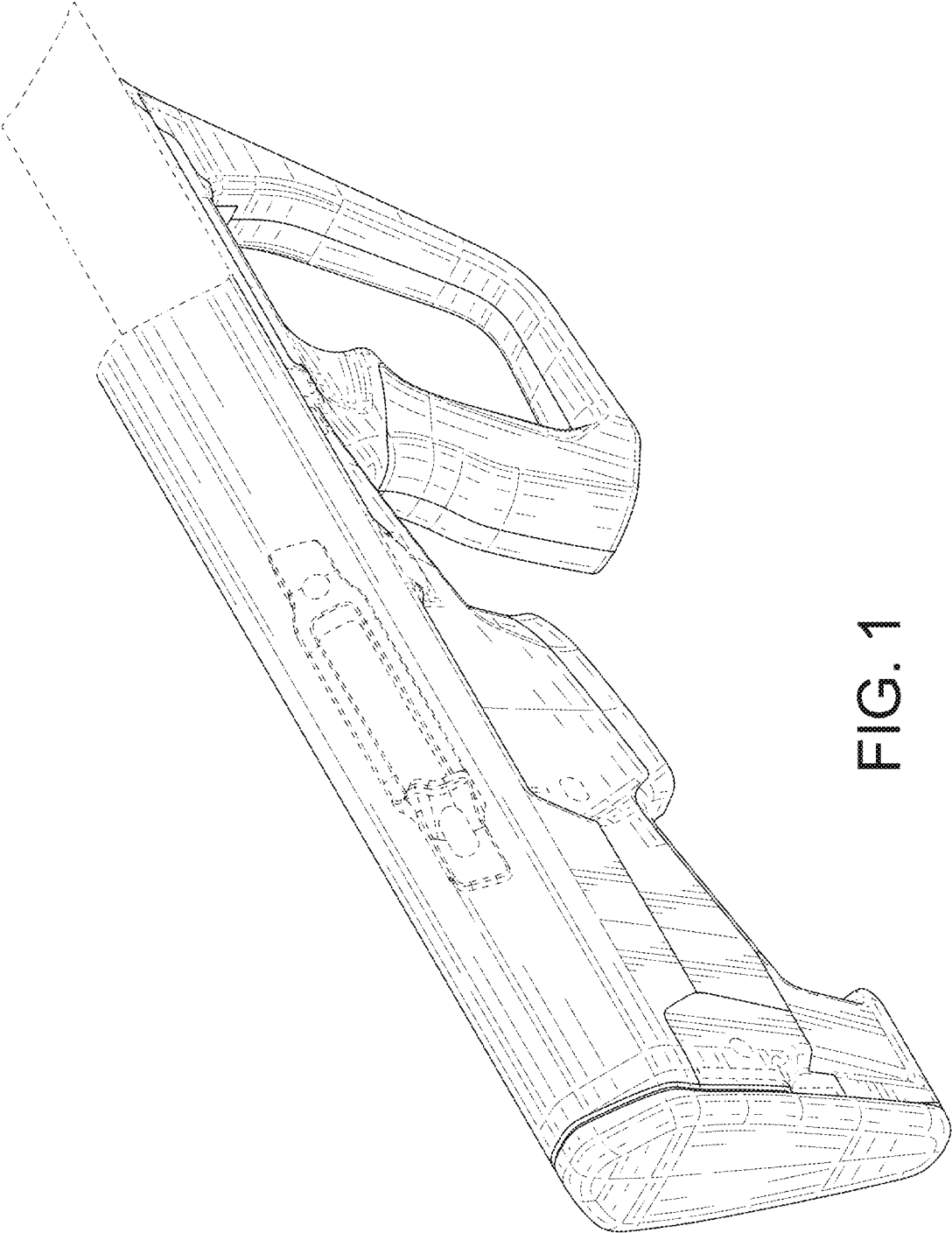


FIG. 1

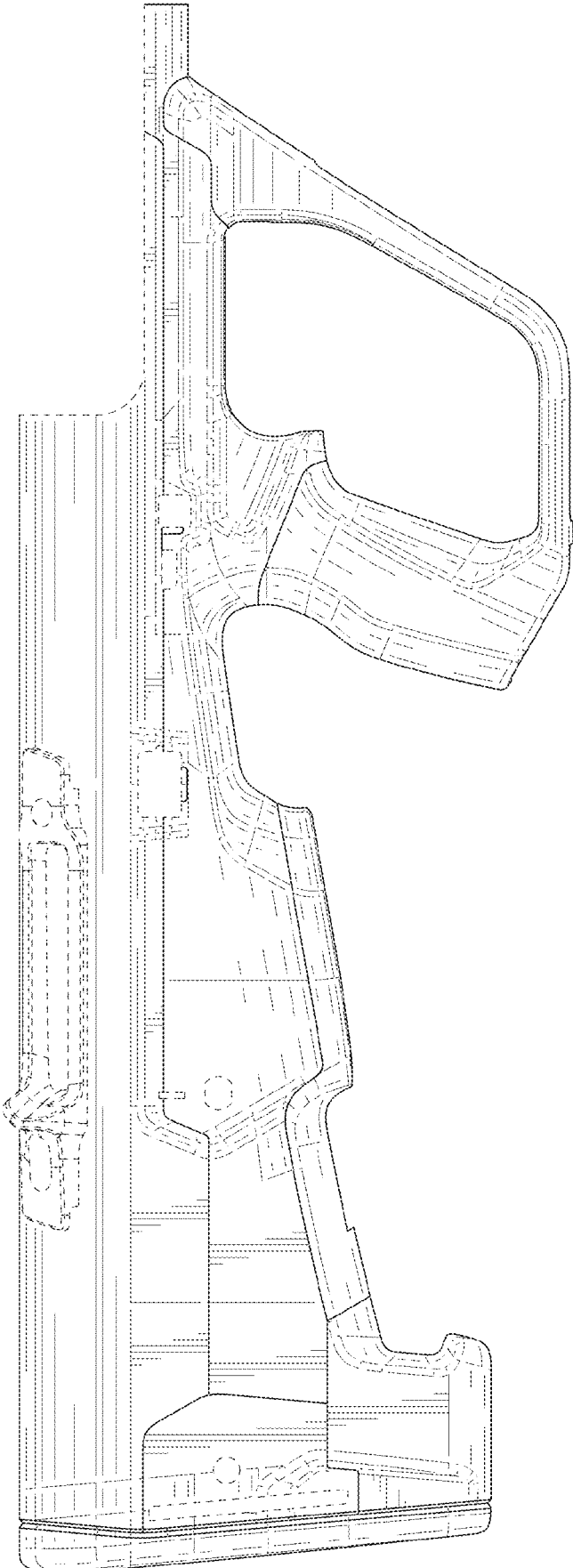


FIG. 2

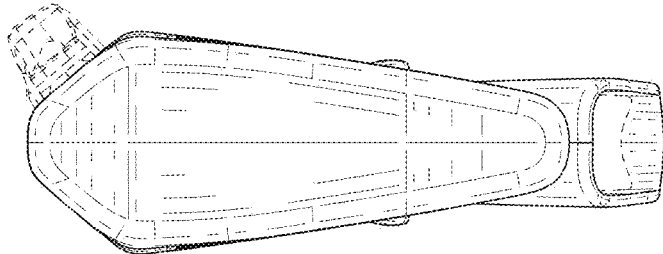


FIG. 4

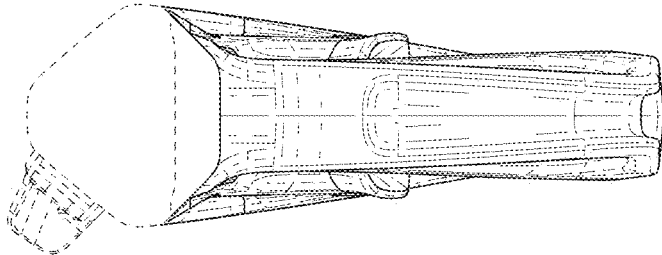


FIG. 3

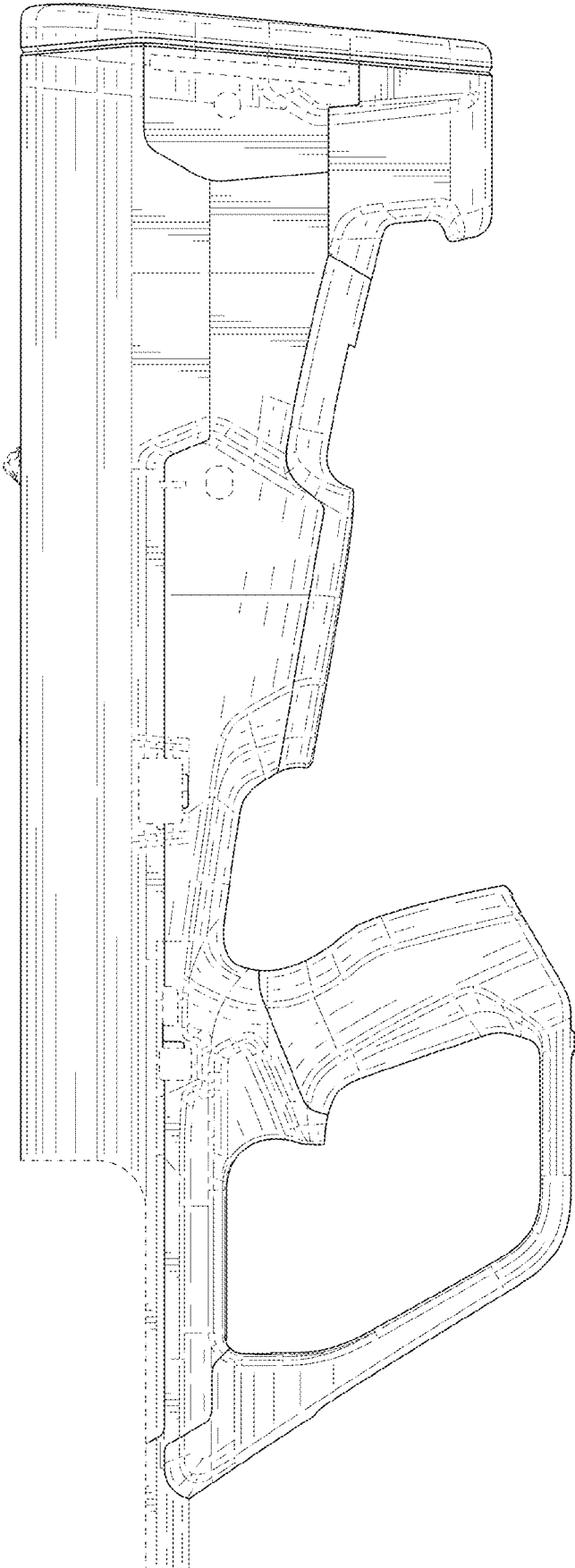


FIG. 5




FIG. 6

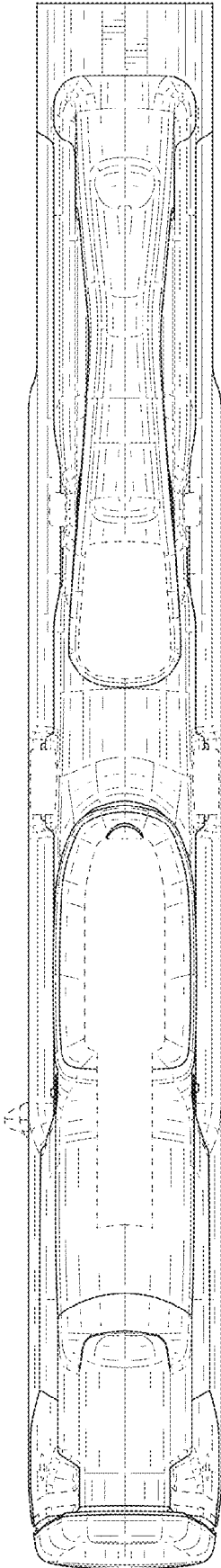


FIG. 7