



US00D767570S

(12) **United States Design Patent** (10) **Patent No.:** **US D767,570 S**
Ishida et al. (45) **Date of Patent:** **** Sep. 27, 2016**

(54) **SCANNER**
(71) Applicant: **PFU LIMITED**, Kahoku-shi, Ishikawa (JP)
(72) Inventors: **Shoya Ishida**, Kahoku (JP); **Satoshi Kuroda**, Kahoku (JP); **Hideaki Shibata**, Kahoku (JP)
(73) Assignee: **PFU LIMITED**, Kahoku-Shi, Ishikawa (JP)
(**) Term: **15 Years**
(21) Appl. No.: **29/539,741**
(22) Filed: **Sep. 17, 2015**

(30) **Foreign Application Priority Data**

Mar. 20, 2015 (JP) 2015-005974

(51) **LOC (10) Cl.** **14-02**

(52) **U.S. Cl.**
USPC **D14/425**

(58) **Field of Classification Search**

USPC D14/421-425, 453, 464; D18/55, 49, D18/46, 40, 36-39, 41, 44, 45, 47, 48, D18/50-54, 56; 235/462, 455, 470, 462.43, 235/482, 483; 358/474, 486, 488, 496, 497, 358/498, 452, 449, 451, 453, 1.13, 494; 318/685, 696; 355/81, 75, 72, 40; 399/405, 367, 379, 380; 382/217; 715/209, 222, 226, 274; 400/613, 400/613.1-613.4, 690.1-690.4, 691-694
CPC H04N 1/00; H04N 1/12; H04N 1/00013; H04N 1/00015; H04N 1/00018; H04N 1/00026; H04N 1/00557; H04N 1/00564; H04N 1/00567; H04N 1/0057; H04N 1/00572; H04N 1/00586; H04N 1/00588; H04N 1/00591; H04N 1/00594; H04N 1/00596; H04N 1/00604; H04N 1/00519; H04N 1/00559; H04N 1/101; H04N 1/10; H04N 1/00551; H04N 1/00278; H04N 2201/0456; H04N 2201/0446; H04N 2201/00; H04N 2201/0094; G03G 15/0142; G03G 15/605; G03G 15/602; B65H 5/26; B65H 5/30; B65H 5/36; B65H 7/00; B65H 2402/515; B65H 2402/31; B65H 2511/20;

B65H 2511/414; B65H 2513/42; B65H 2801/31; B65H 2215/00189; B65H 2215/00194; B65H 2215/00198; B65H 2215/00202; B65H 2215/00206; B65H 2215/20; B65H 2301/00; B65H 2220/04; B65H 3/5261

See application file for complete search history.

(56) **References Cited**

U.S. PATENT DOCUMENTS

D284,475 S * 7/1986 Manabe D14/425
D286,048 S * 10/1986 Sutoh D14/425

(Continued)

FOREIGN PATENT DOCUMENTS

JP D1057784 1/2000
JP D1065414 3/2000

(Continued)

Primary Examiner — Susan Moon Lee
(74) *Attorney, Agent, or Firm* — RatnerPrestia

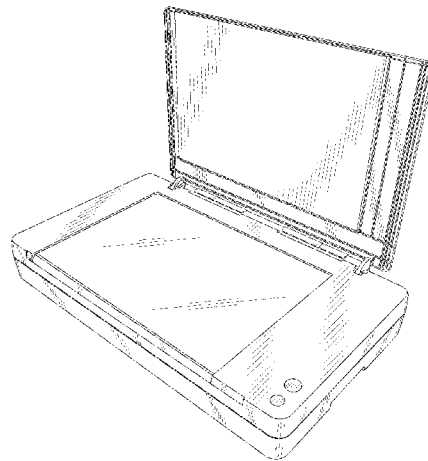

(57) **CLAIM**

The ornamental design for a scanner, as shown and described.

DESCRIPTION

FIG. 1 is a front perspective view of a scanner showing our new design;
FIG. 2 is a front view thereof;
FIG. 3 is a rear view thereof;
FIG. 4 is a left side view thereof, a right side view is a mirror image of the left side view;
FIG. 5 is a top plan view thereof;
FIG. 6 is a bottom plan view thereof; and,
FIG. 7 is a perspective view showing the scanner in open position.
The broken lines in the drawings are for the purpose of illustrating unclaimed portions of the scanner and form no part of the claimed design.

1 Claim, 4 Drawing Sheets



(56)

References Cited

U.S. PATENT DOCUMENTS

D293,576 S * 1/1988 Hara D14/425
 D304,825 S * 11/1989 Hara D14/425
 D307,157 S * 4/1990 Sakaguchi D18/54
 D308,667 S * 6/1990 Makidera D14/425
 D317,014 S * 5/1991 Oyamada D18/54
 D322,278 S * 12/1991 Kawashima D18/54
 D322,981 S * 1/1992 Tokuda D18/54
 D322,982 S * 1/1992 Tashiro D18/54
 D323,344 S * 1/1992 Umino D18/54
 D332,258 S * 1/1993 Urushihara D14/464
 D333,302 S * 2/1993 Ebihara D14/462
 D338,271 S * 8/1993 Yoshikawa D18/50
 D338,487 S * 8/1993 Martin D18/50
 5,233,443 A * 8/1993 Sugiyama H04N 1/00
 358/496
 D339,156 S * 9/1993 Sato D18/50
 D339,157 S * 9/1993 Miyamoto D18/50
 D339,158 S * 9/1993 Sato D18/50
 D340,065 S * 10/1993 Fukuda D18/50
 D344,079 S * 2/1994 Inukai D14/462
 D353,154 S * 12/1994 Suzuki D18/50
 D357,907 S * 5/1995 Kosako D14/425
 D360,621 S * 7/1995 Schoening D14/345
 D364,639 S * 11/1995 Tashiro D18/50
 D368,255 S * 3/1996 Sasaki D14/420
 D374,888 S * 10/1996 Udagawa D18/50
 D375,487 S * 11/1996 Tashiro D14/425
 D377,168 S * 1/1997 Chen D14/425
 D384,945 S * 10/1997 Takada D14/420
 D397,684 S * 9/1998 Kow D14/425
 D409,165 S * 5/1999 Kobayashi D14/424
 D413,584 S * 9/1999 Wu D14/425
 D420,446 S * 2/2000 Kehr D24/186
 D421,745 S * 3/2000 Fujiwara D14/425
 D436,123 S * 1/2001 Ito 14/2

D440,976 S * 4/2001 Lin D14/425
 D441,755 S * 5/2001 Lin D14/425
 6,285,483 B1 * 9/2001 Shia H04N 1/00519
 358/474
 D481,754 S * 11/2003 Hattori D18/50
 D483,802 S * 12/2003 Hattori D18/50
 6,678,077 B1 * 1/2004 Huang G03G 15/605
 358/471
 D490,845 S * 6/2004 Fukushima D18/50
 D514,574 S * 2/2006 Yanagisawa D14/420
 D563,413 S * 3/2008 Kuroda D14/422
 D564,519 S * 3/2008 Genatossio D14/422
 D580,969 S * 11/2008 Sakai D18/50
 D584,346 S * 1/2009 Sumi D18/50
 D643,039 S * 8/2011 Wilday D14/422
 8,036,569 B2 * 10/2011 Kang H04N 1/00535
 399/107
 D705,861 S * 5/2014 Tjin D18/50
 D709,125 S * 7/2014 Lim D18/50
 D723,034 S * 2/2015 Chin D14/422
 D754,787 S * 4/2016 Yoshioka D18/50
 2002/0181030 A1 * 12/2002 Khovaylo H04N 1/00551
 358/494
 2004/0234311 A1 * 11/2004 Adams G03G 15/605
 399/380
 2007/0285741 A1 * 12/2007 Sato H04N 1/00496
 358/497
 2012/0224884 A1 * 9/2012 Choi G03G 21/1628
 399/107
 2013/0039676 A1 * 2/2013 Choi G03G 15/80
 399/125

FOREIGN PATENT DOCUMENTS

JP D1081594 7/2000
 JP D1123143 10/2001
 JP D1373311 11/2009

* cited by examiner

FIG. 1




FIG. 2

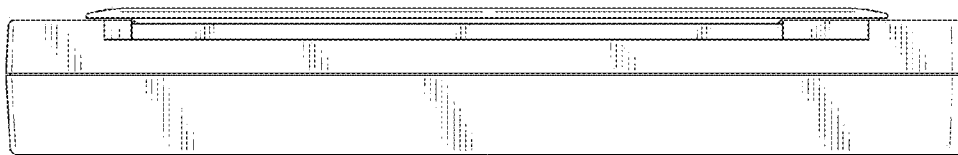


FIG. 3

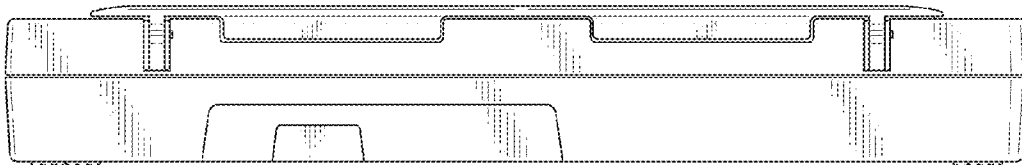


FIG. 4

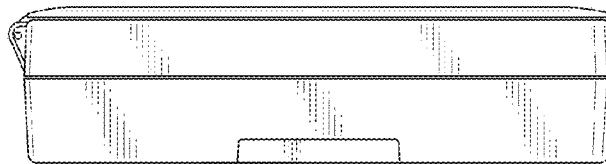


FIG. 5




FIG. 6

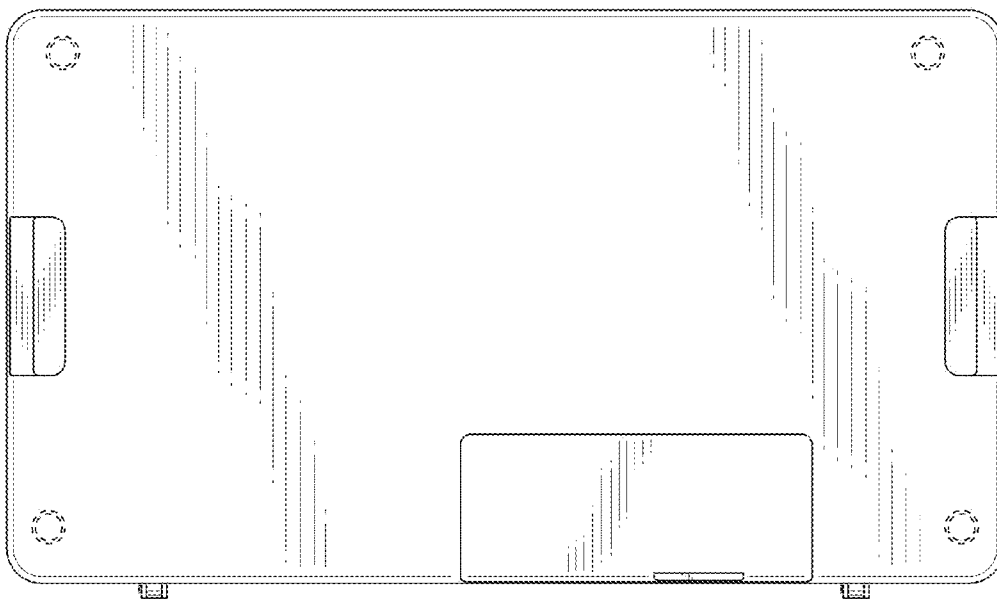


FIG. 7

