



US0D1003793S

(12) **United States Design Patent**
Coldham

(10) **Patent No.:** **US D1,003,793 S**

(45) **Date of Patent:** **** Nov. 7, 2023**

(54) **VEHICLE DOOR**

(71) Applicant: **Mullen Technologies, Inc.**, Brea, CA (US)

(72) Inventor: **Charles Coldham**, Munich (DE)

(73) Assignee: **MULLEN TECHNOLOGIES, INC.**, Brea, CA (US)

(**) Term: **15 Years**

(21) Appl. No.: **29/837,951**

(22) Filed: **May 10, 2022**

(51) **LOC (14) Cl.** **12-16**

(52) **U.S. Cl.**
USPC **D12/195**

(58) **Field of Classification Search**
USPC D6/356, 716.7; D12/82, 86, 90, 92, 190,
D12/195, 196, 414, 416
CPC . B60J 5/04; B62D 13/02; B62D 31/00; B62D
31/003
See application file for complete search history.

(56) **References Cited**

U.S. PATENT DOCUMENTS

D435,003	S	*	12/2000	Tsay	D12/195
D467,211	S	*	12/2002	Pfeiffer	D12/195
D519,429	S	*	4/2006	Miyashita	D12/195
D671,872	S	*	12/2012	Tago	D12/195
D783,481	S	*	4/2017	Yamamoto	D12/195
D801,899	S	*	11/2017	Watkin	D12/195
D816,573	S	*	5/2018	Ma	D12/195
D881,773	S	*	4/2020	Tomasson	D12/195
D882,477	S	*	4/2020	Roo-Clefas	D12/195
D892,693	S	*	8/2020	Jacob	D12/195
D913,179	S	*	3/2021	Manzoni	D12/195
D960,799	S	*	8/2022	Levy	D12/195
2019/0135081	A1	*	5/2019	Kena	B60J 5/0493

OTHER PUBLICATIONS

U.S. News.com, Mullen Automotive Launches Their Five EV Crossover, published Nov. 2, 2022, [retrieved Aug. 1, 2023]. Retrieved from the internet<<https://cars.usnews.com/cars-trucks/features/mullen-five-ev-crossover>> (Year: 2022).*

CarBuzz.com, Mullen is Making Performance EVs to Get Excited about, published Feb. 22, 2022 [retrieved Aug. 1, 2023]. Retrieved from the internet<<https://carbuzz.com/features/mullen-is-making-performance-evs-to-get-excited-about>> (Year: 2023).*

* cited by examiner

Primary Examiner — Joseph Kukella

Assistant Examiner — Lavon M. Amerson

(74) *Attorney, Agent, or Firm* — VAN COURT & ALDRIDGE LLP

(57) **CLAIM**

The ornamental design for a vehicle door, as shown and described.

DESCRIPTION

FIG. 1 is a left side view of a vehicle door according to the new design;

FIG. 2 is a rear view thereof;

FIG. 3 is a front view thereof;

FIG. 4 is a top view thereof;

FIG. 5 is a bottom view thereof;

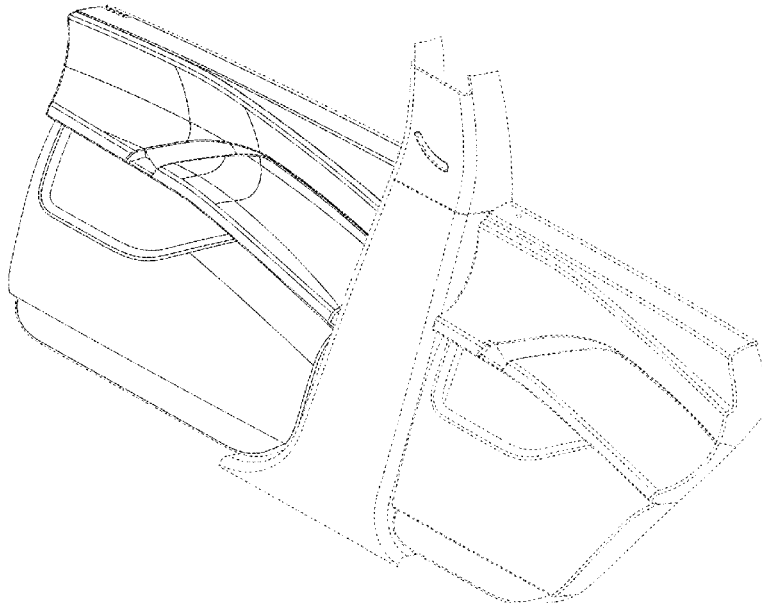
FIG. 6 is a top, rear, left side perspective view thereof;

FIG. 7 is a right side view thereof; and,

FIG. 8 is a top, rear, left side perspective view thereof shown on a vehicle that is shown in broken lines.

The broken lines illustrate portions of the vehicle door that form no part of the claimed design. The vehicle illustrated in FIG. 8, shown in broken lines, depicts environmental subject matter only and form no part of the claimed design.

1 Claim, 8 Drawing Sheets



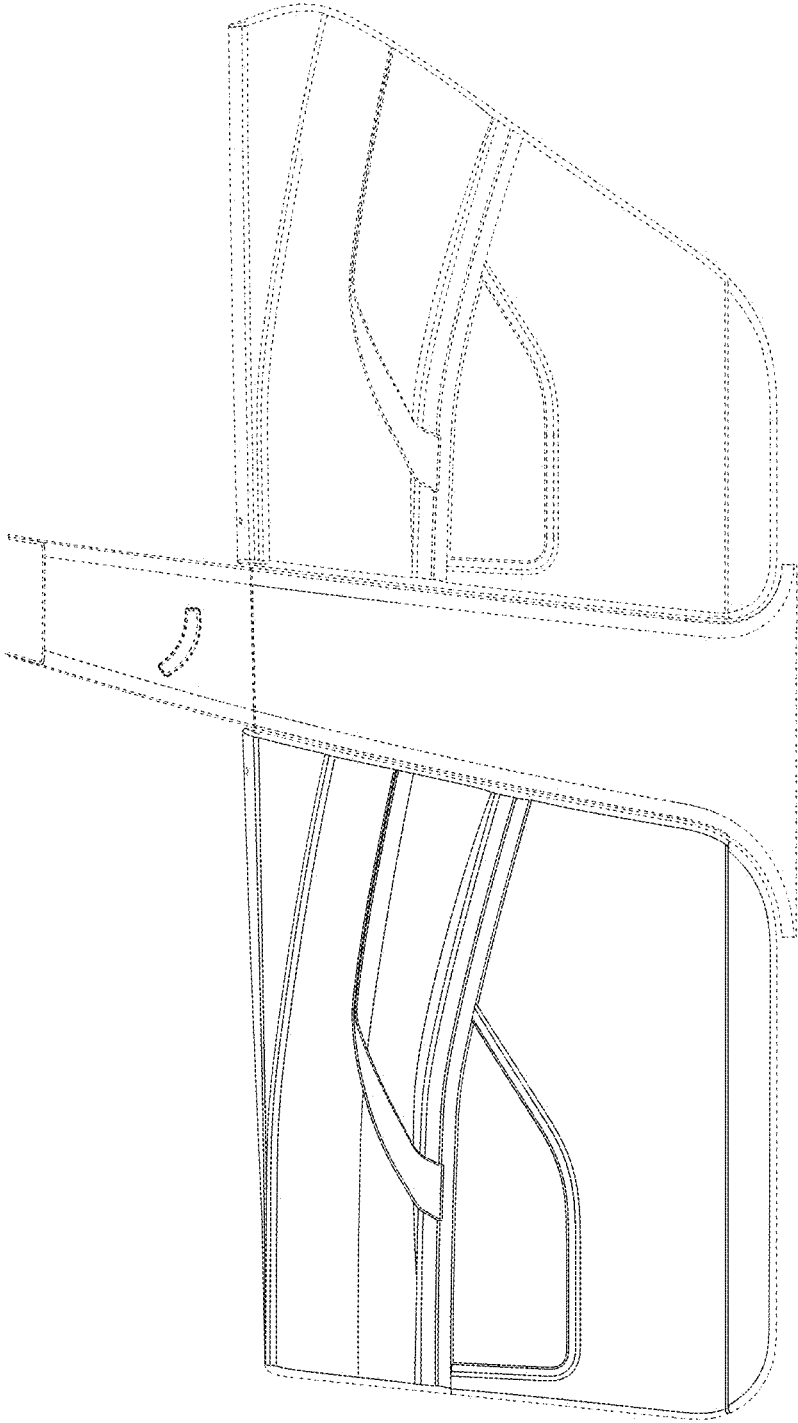


FIG. 1




FIG. 2

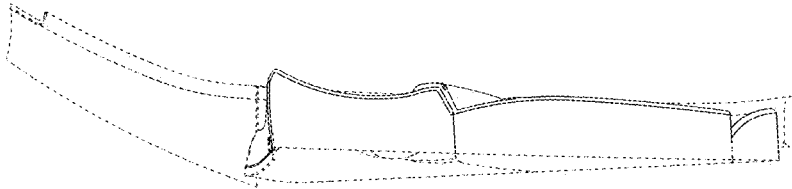


FIG. 3

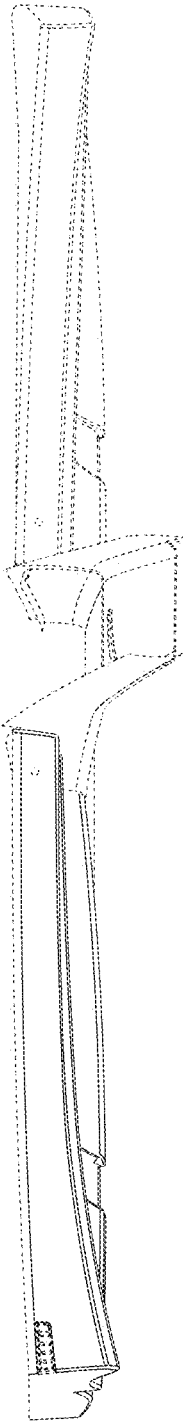


FIG. 4

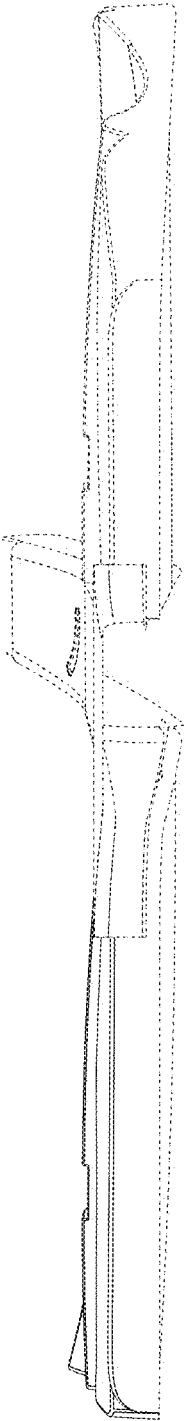


FIG. 5

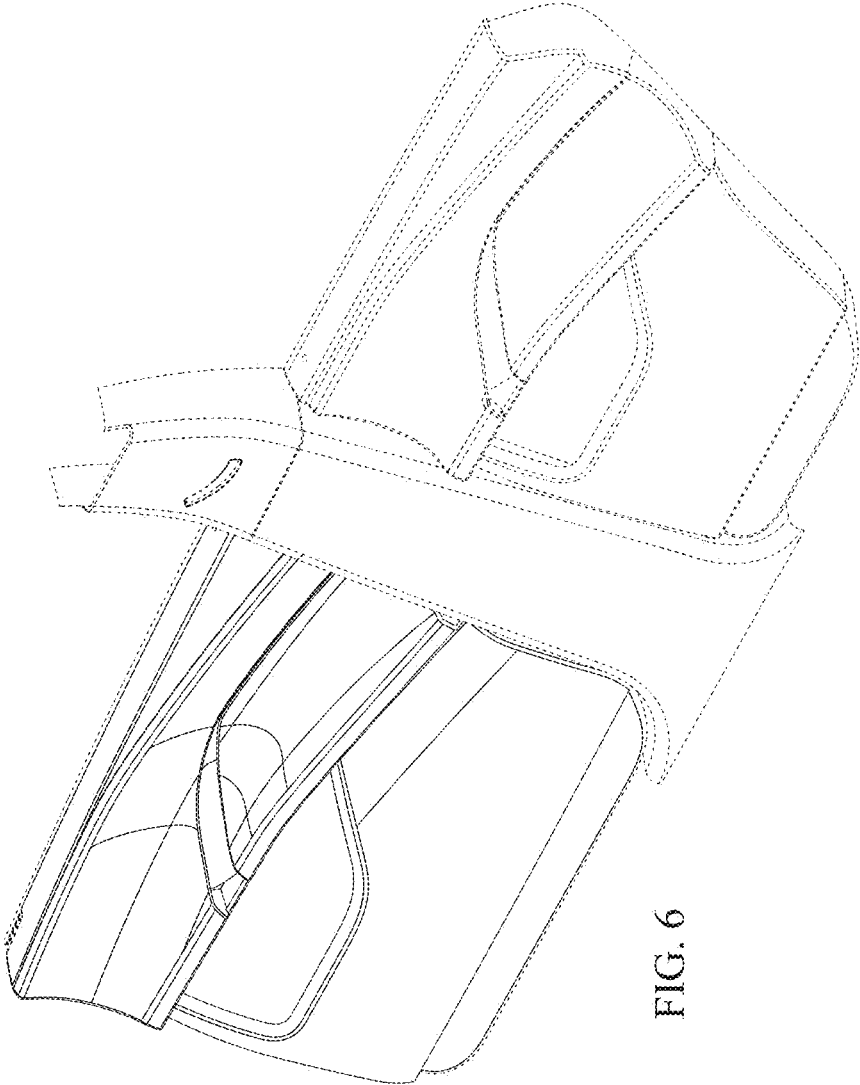


FIG. 6

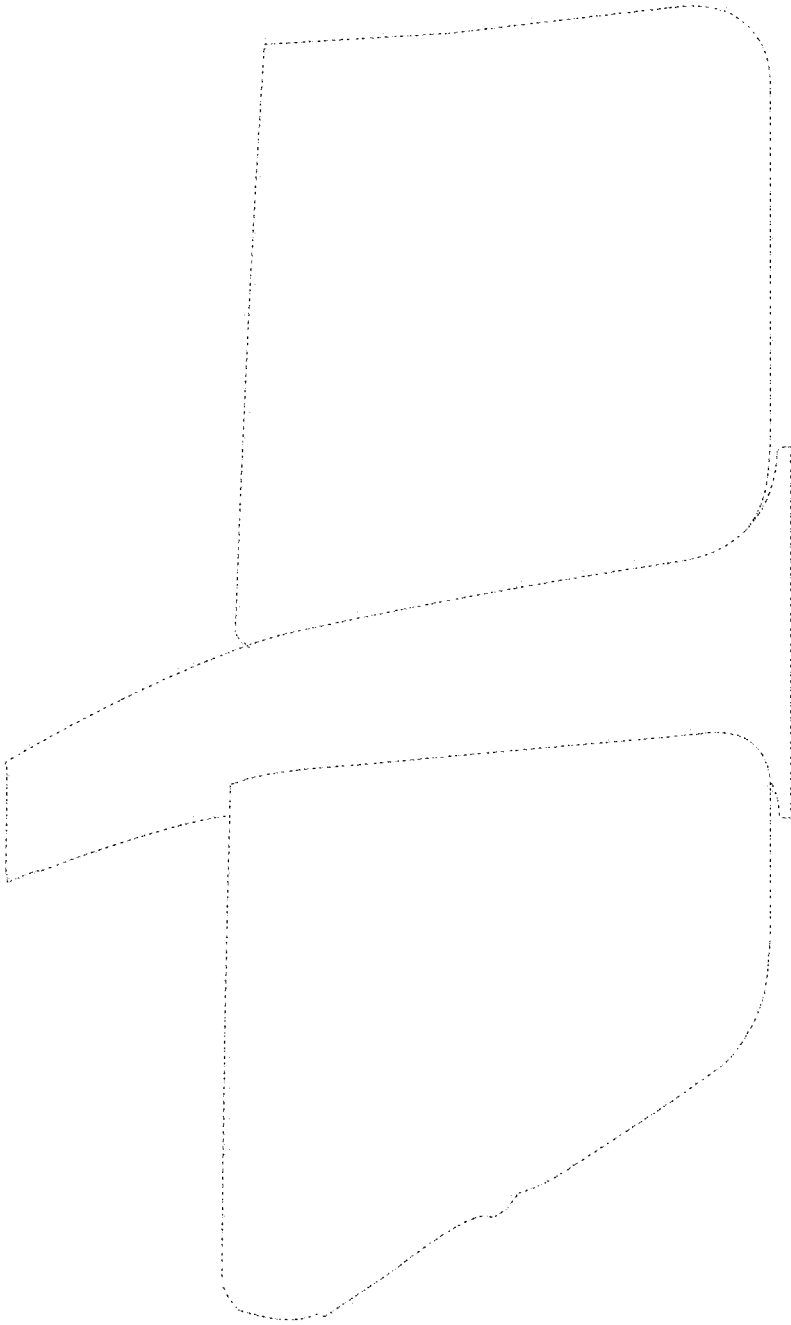


FIG. 7

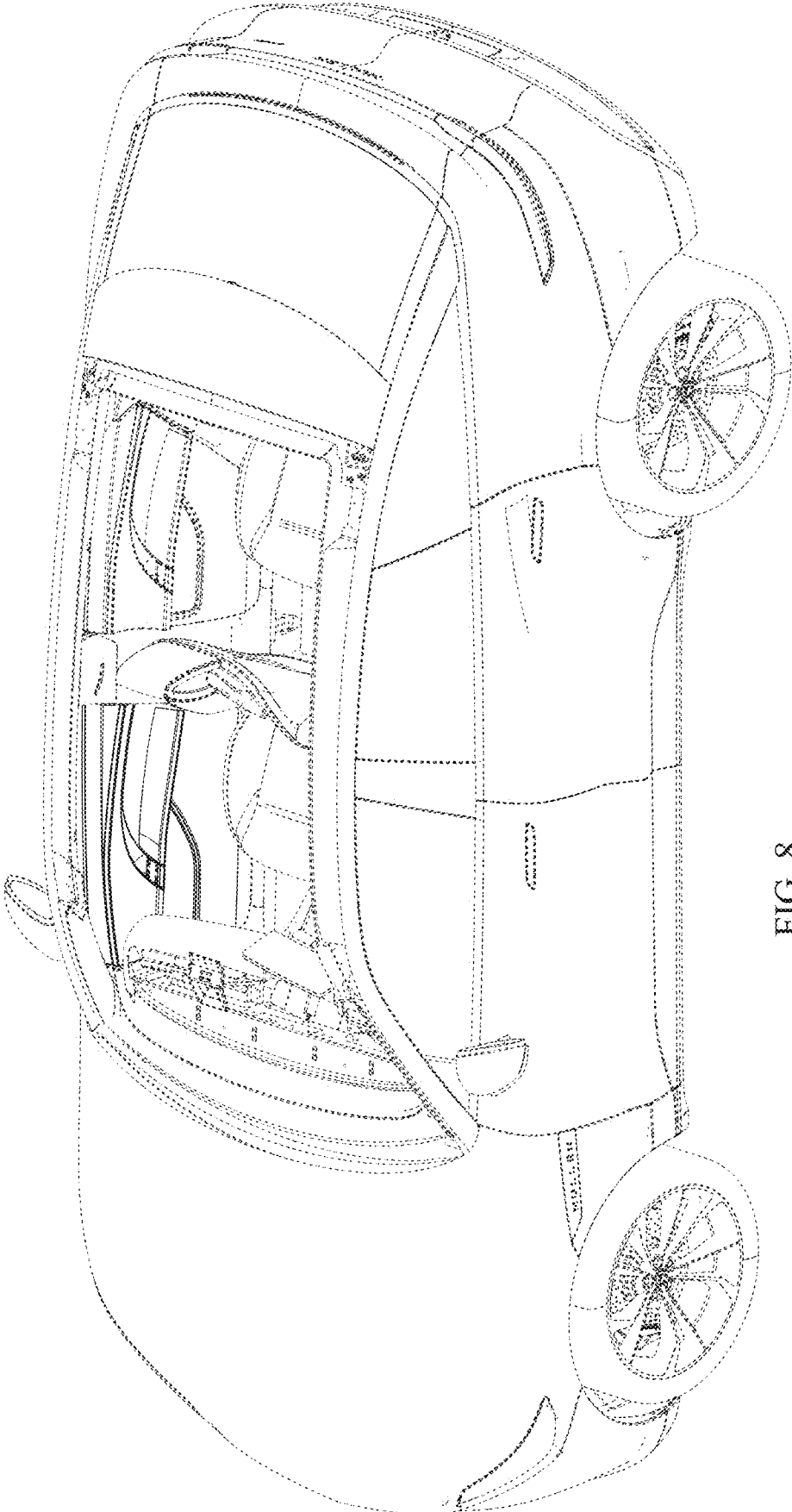


FIG. 8