



US00D420912S

United States Patent [19]
Vaught

[11] **Patent Number: Des. 420,912**
[45] **Date of Patent: ** Feb. 22, 2000**

- [54] **BAG CLIP**
- [75] Inventor: **Alan Vaught**, Garden Grove, Calif.
- [73] Assignee: **Evans Manufacturing, Inc.**, Garden Grove, Calif.
- [**] Term: **14 Years**
- [21] Appl. No.: **29/106,950**
- [22] Filed: **Jun. 22, 1999**
- [51] **LOC (7) Cl.** **09-07**
- [52] **U.S. Cl.** **D9/435**
- [58] **Field of Search** D9/434, 435, 443;
D8/394, 395; D28/40; 24/30.5 P, 30.5 R,
30.5 S, 563; 383/42, 63, 65, 68, 69

- D. 383,970 9/1997 Berman D8/395
- D. 408,097 4/1999 Heydt D8/395 X
- 4,394,791 7/1983 Groth 24/30.5 R
- 5,802,677 9/1998 Dorman et al. 24/30.5 R

Primary Examiner—Cathron B. Matta
Attorney, Agent, or Firm—James G. O’Neill

[57] **CLAIM**

The ornamental design for a bag clip, as shown and described.

DESCRIPTION

FIG. 1 is a top plan view of a bag clip, showing my new design;
FIG. 2 is a front elevational view of a bag clip;
FIG. 3 is a side view of the bag clip of FIG. 2, the other side being a mirror image thereof; and,
FIG. 4 is a bottom plan view of FIG. 2.

- [56] **References Cited**
U.S. PATENT DOCUMENTS

D. 303,216 9/1989 Hoffman et al. D9/434

1 Claim, 1 Drawing Sheet

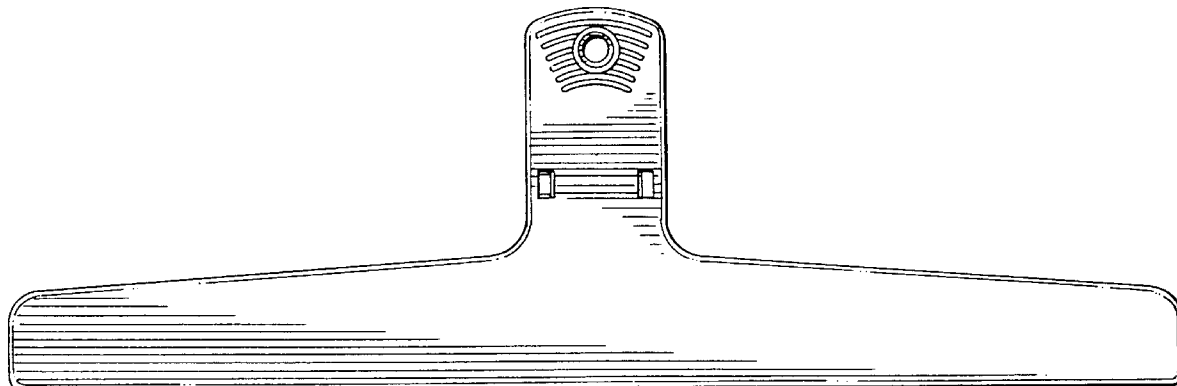


FIG. 1

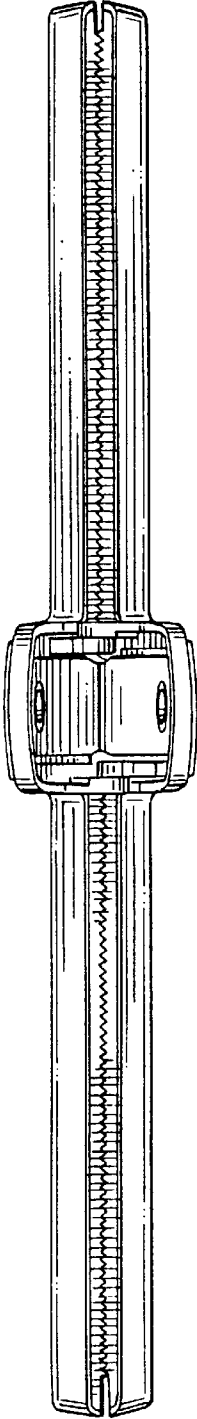


FIG. 3

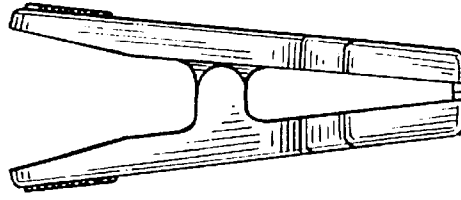


FIG. 2

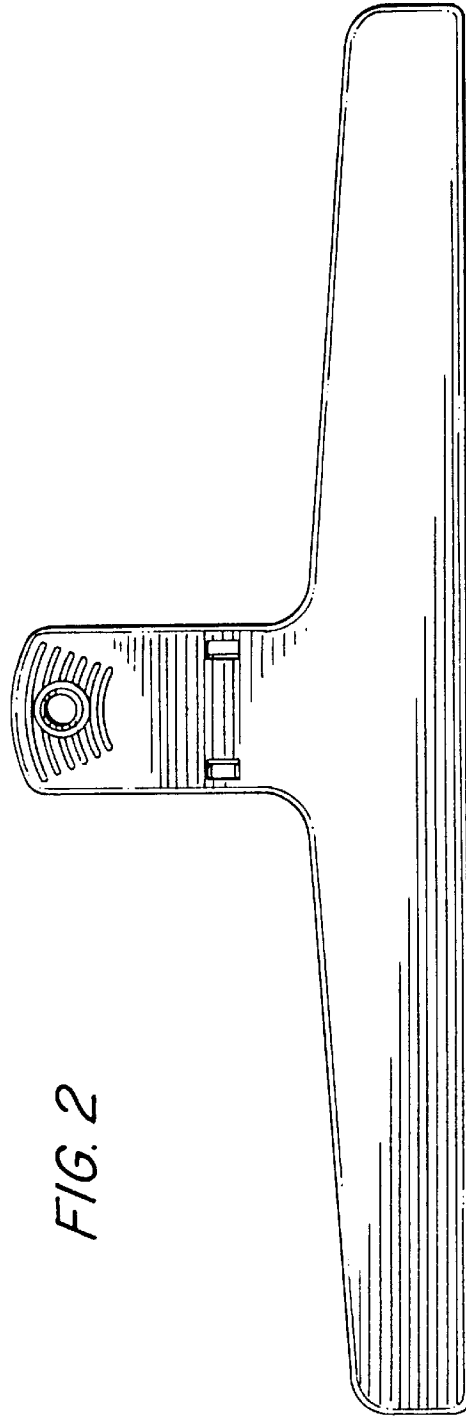


FIG. 4

