



US00D394801S

United States Patent [19]

[11] Patent Number: **Des. 394,801**

Blocher

[45] Date of Patent: ****Jun. 2, 1998**

[54] **CORD CLIP**
[76] Inventor: **Dennis A. Blocher**, P.O. Box 931,
Marion, Ind. 46952

3,747,166 7/1973 Eross 248/229.26 X
3,832,796 9/1974 Cardwell et al. 43/25
5,137,243 8/1992 Stevens et al. 248/316.7
5,153,944 10/1992 Teel 2/243.1

[**] Term: **14 Years**

FOREIGN PATENT DOCUMENTS

874718 8/1961 United Kingdom 24/339

[21] Appl. No.: **55,551**

Primary Examiner—Ted Shooman

[22] Filed: **Jun. 7, 1996**

Assistant Examiner—C. Tuttle

[51] **LOC (6) Cl.** **08-08**

Attorney, Agent, or Firm—Bose McKinney & Evans

[52] **U.S. Cl.** **D8/395; D8/356; D8/396**

[57] CLAIM

[58] **Field of Search** D8/356. 373. 382.
D8/383. 394-396. 364; 24/336. 339. 129 R.
130. 129 D; 248/229.16. 74.2. 229.26.
682. 316.1. 316.2. 316.7; 174/135

The ornamental design for a cord clip, as shown and described.

DESCRIPTION

[56] References Cited

FIG. 1 is a front elevation view of a cord clip showing my new design in use with an electrical cord (shown in phantom);

U.S. PATENT DOCUMENTS

D. 228,738 10/1973 Albrizzi D8/394
D. 275,174 8/1984 Rolli D8/356
800,050 9/1905 Ayres 24/129 A
2,292,140 8/1942 Lofgren 24/130
3,043,902 7/1962 Klein 174/146
3,141,359 7/1964 Bennett et al. 248/52 X
3,275,969 9/1966 Sheeran 439/451
3,370,815 2/1968 Oppertbauer 248/74.2
3,388,227 6/1968 Basso et al. 24/120 D X
3,630,195 12/1971 Santomieri 24/336 X

FIG. 2 is a right side view thereof;

FIG. 3 is an inverted rear elevational view thereof;

FIG. 4 is a left view thereof;

FIG. 5 is a top view thereof; and,

FIG. 6 is a bottom view thereof.

The broken line showing of the cord is for illustrative purposes only and forms no part of the claimed design.

1 Claim, 1 Drawing Sheet

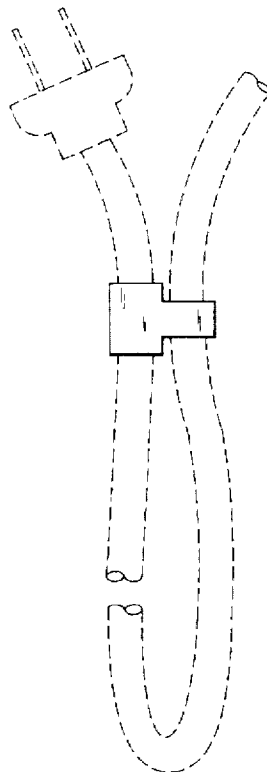




FIG. 5

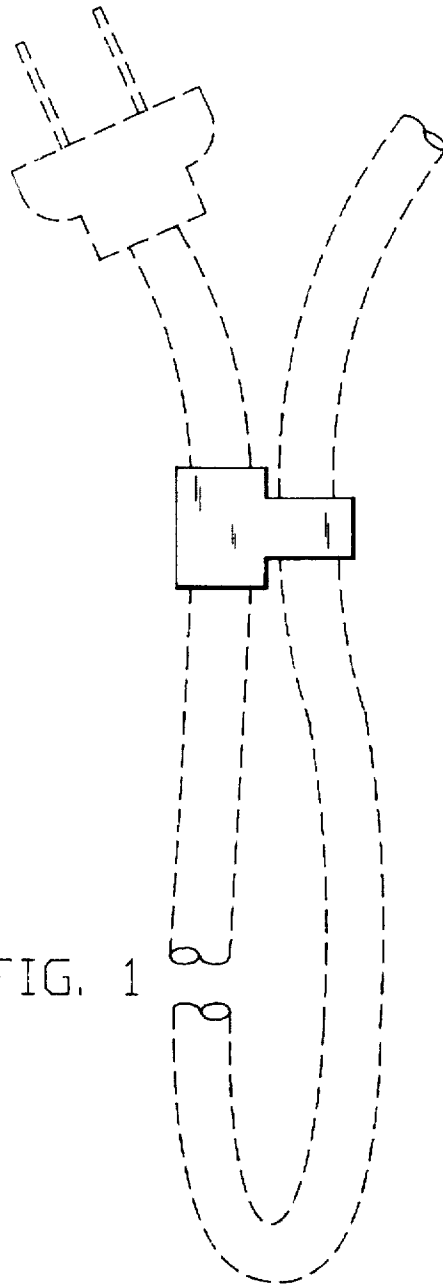


FIG. 1



FIG. 4



FIG. 2

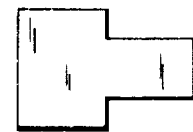


FIG. 3



FIG. 6