



US00D947657S

(12) **United States Design Patent**
Grindley

(10) **Patent No.:** **US D947,657 S**

(45) **Date of Patent:** **** Apr. 5, 2022**

(54) **HANGER**

(71) Applicant: **Bethune Grindley**, Burke, VA (US)

(72) Inventor: **Bethune Grindley**, Burke, VA (US)

(**) Term: **15 Years**

(21) Appl. No.: **29/718,598**

(22) Filed: **Dec. 26, 2019**

(51) **LOC (13) Cl.** **08-05**

(52) **U.S. Cl.**
USPC **D8/371; D8/367**

(58) **Field of Classification Search**
USPC D8/369-367, 371, 372, 373, 370, 333;
D6/328-317, 315
CPC ... A47F 7/19; A47F 13/085; A47G 2025/448;
A47G 25/005; A47G 25/1442; A47G
25/14; A47G 25/16; A47G 25/25; A47G
25/26; A47G 25/32; A47G 25/40; B65D
85/70; B65D 11/10

See application file for complete search history.

(56) **References Cited**

U.S. PATENT DOCUMENTS

2,511,083	A *	6/1950	Small	E04F 13/0864 52/547
D318,608	S *	7/1991	Schenker	D8/382
D342,889	S *	1/1994	Adams	D8/367
D469,341	S *	1/2003	Knapp	D6/323
D483,249	S *	12/2003	Klein	D8/373
D491,447	S *	6/2004	Diss	D8/371
D494,050	S *	8/2004	Klein	D6/513
D494,454	S *	8/2004	Klein	D8/373
D494,844	S *	8/2004	Klein	D8/372
D517,402	S *	3/2006	Cairns	D8/381
D688,201	S *	8/2013	Mecca	D13/108
D688,202	S *	8/2013	Mecca	D13/108
D705,644	S *	5/2014	Swy	D8/367
D737,659	S *	9/2015	McMorris	D8/343
D749,870	S *	2/2016	Eilmus	D6/514
D809,905	S *	2/2018	Gunderson	D8/371

D853,377	S *	7/2019	Crandon	D14/253
D855,447	S *	8/2019	Smith	D8/394
D857,610	S *	8/2019	Meldrum	D12/415
D870,542	S *	12/2019	Gibson	D8/380
D880,980	S *	4/2020	Harrison	D8/331
D888,644	S *	6/2020	Marling	D12/304

(Continued)

OTHER PUBLICATIONS

Amazon.com: Rustark 25 Pcs Over The Door Hooks Kit Pink 5 Colors Metal Reversible Hooks Double Side Z Shaped Hanging Hooks : Industrial & Scientific. (Oct. 31, 2019). Accessed:Oct. 7, 2021, URL<https://www.amazon.com/dp/B07ZT8QRZS/ref=cm_sw_em_r_mt_dp_BMWN3FNRT77VX5W9ENF>(Year: 2019).*

Primary Examiner — Rachel A. Voorhies
Assistant Examiner — Benjamin D. Wannemacher

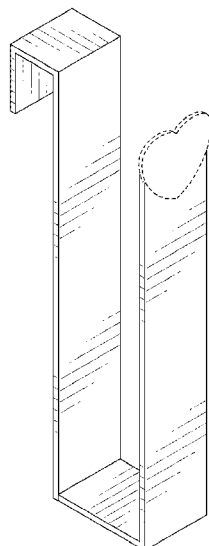
(57) **CLAIM**

The ornamental design for a hanger, as shown and described.

DESCRIPTION

FIG. 1 is a front-top perspective view of a hanger showing my new design;
FIG. 2 is a front-bottom perspective view thereof;
FIG. 3 is a rear-top perspective view thereof;
FIG. 4 is a rear-bottom perspective view thereof;
FIG. 5 is a left elevational view thereof, where the right elevational view is mirrored thereto;
FIG. 6 is a front elevational view thereof;
FIG. 7 is a rear elevational view thereof;
FIG. 8 is a top plan view thereof; and,
FIG. 9 is a bottom plan view thereof.
The broken lines shown are for illustrative purposes only and form no part of the claimed design.
The broken lines showing in FIGS. 1-9 are included for the purpose of illustrating portions of the hanger and form no part of the claimed design.

1 Claim, 9 Drawing Sheets



(56)

References Cited

U.S. PATENT DOCUMENTS

D902,016	S	*	11/2020	Yehishalom	D8/354
D908,709	S	*	1/2021	Fine	D14/447
D921,477	S	*	6/2021	O'Halloran	D8/373
D923,542	S	*	6/2021	Zonza, Jr.	E04F 13/0864
						D12/177

* cited by examiner

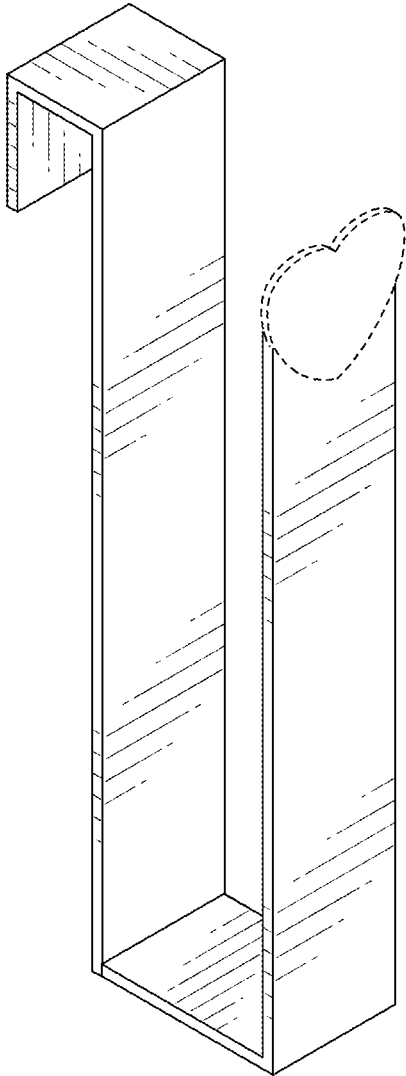


FIG. 1

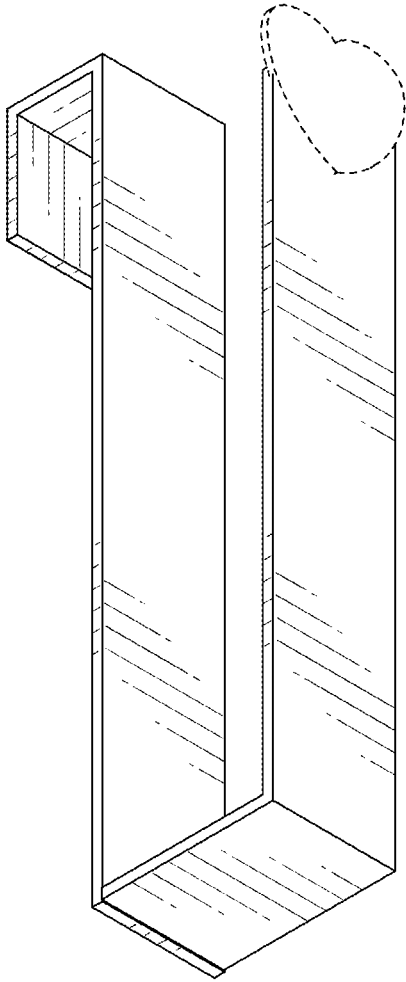


FIG. 2

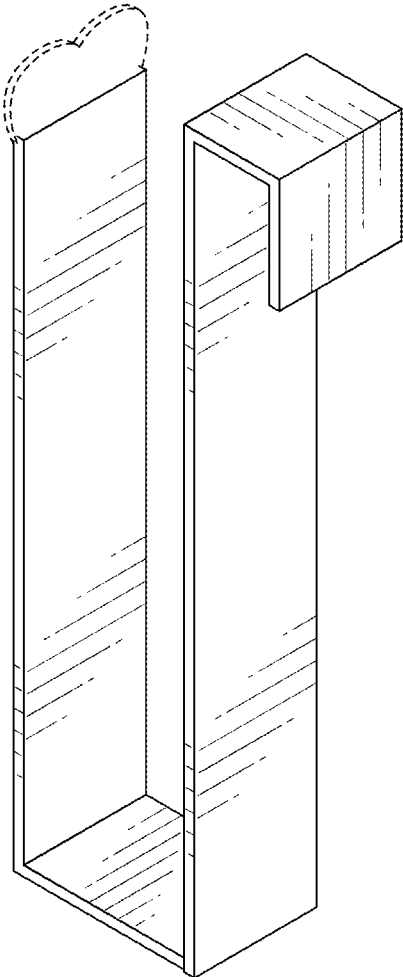


FIG. 3

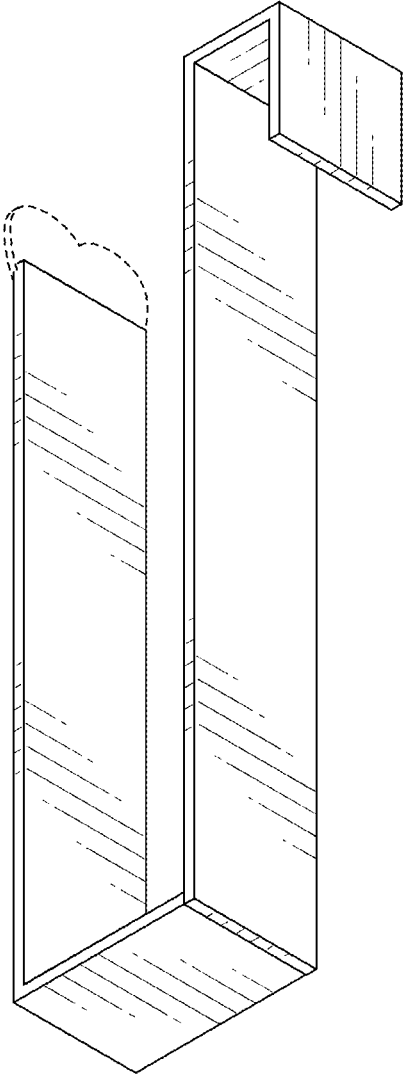


FIG. 4

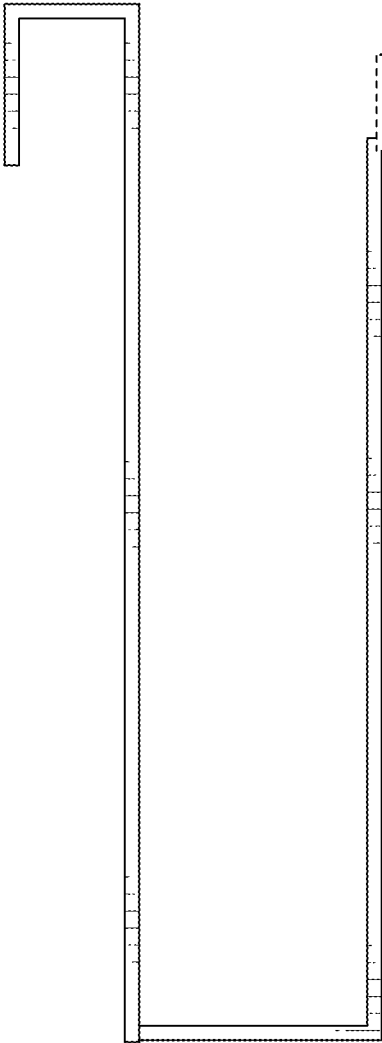


FIG. 5




FIG. 6




FIG. 7

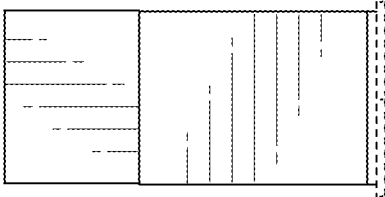


FIG. 8

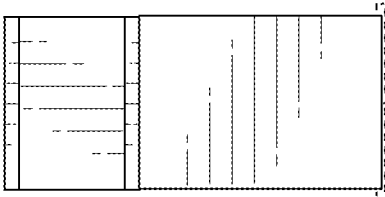


FIG. 9