



US00D462003S

(12) **United States Design Patent**
Juhlin

(10) **Patent No.:** **US D462,003 S**

(45) **Date of Patent:** **** Aug. 27, 2002**

- (54) **TOOL HANDLE**
- (75) Inventor: **Oskar Juhlin**, Gustavsberg (SE)
- (73) Assignee: **Kapman AB**, Sandviken (SE)
- (**) Term: **14 Years**
- (21) Appl. No.: **29/147,938**
- (22) Filed: **Sep. 12, 2001**
- (30) **Foreign Application Priority Data**
Mar. 12, 2001 (SE) 01-0439
- (51) **LOC (7) Cl.** **08-04**
- (52) **U.S. Cl.** **D8/107**
- (58) **Field of Search** D8/107, 24, 82,
D8/83, 87, 98, 99; 81/436-440, 489, 177.1;
16/110.1, 421, 422, 426, 430, 431; D7/401.2
- (56) **References Cited**
U.S. PATENT DOCUMENTS
4,091,497 A * 5/1978 Bade 16/110 R
D396,625 S * 8/1998 Vasudeva D8/107

- D421,887 S * 3/2000 Hung D8/83
- D423,900 S * 5/2000 Hung D8/83

* cited by examiner

Primary Examiner—Alan P. Douglas

Assistant Examiner—Clare E. Heflin

(74) *Attorney, Agent, or Firm*—Burns, Doane, Swecker & Mathis, L.L.P.

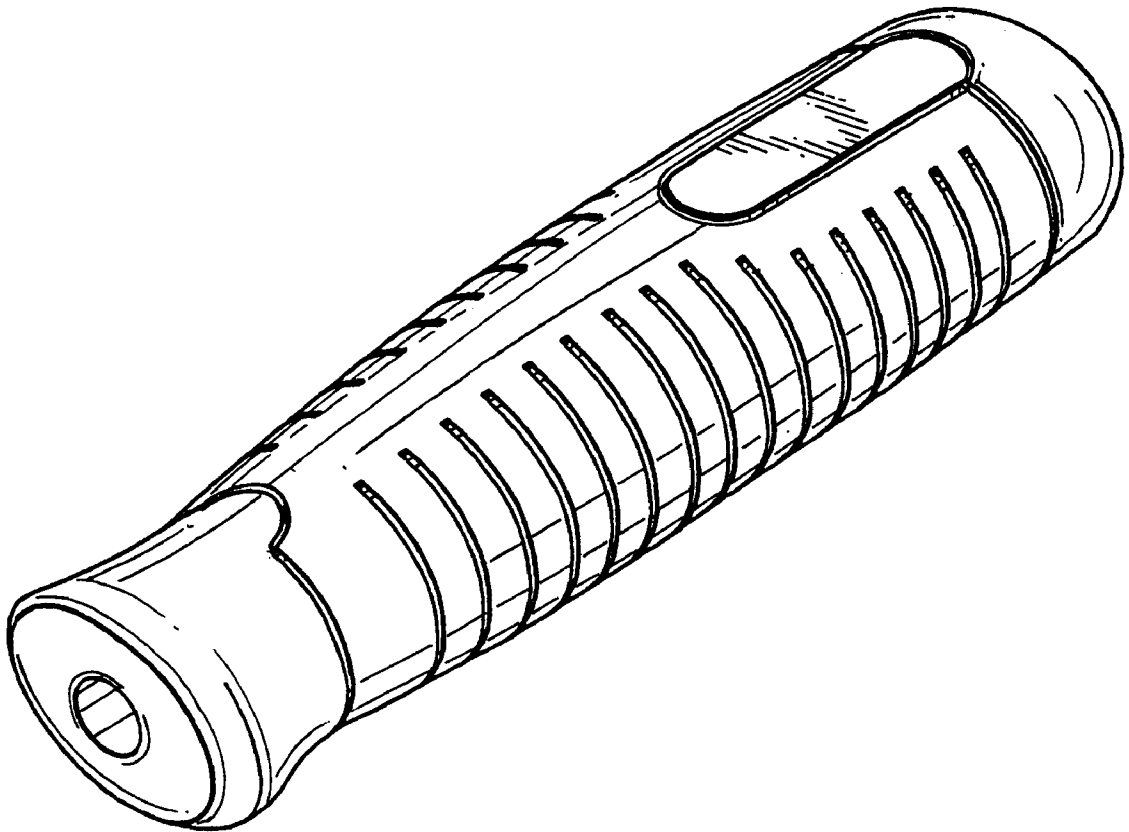
(57) **CLAIM**

The ornamental design for a tool handle, as shown and described.

DESCRIPTION

FIG. 1 is a front elevational view of a tool handle showing my new design;
 FIG. 2 is a right side elevational view thereof;
 FIG. 3 is a left side elevational view thereof;
 FIG. 4 is a top plan view thereof;
 FIG. 5 is a bottom plan view thereof;
 FIG. 6 is a rear elevational view thereof; and,
 FIG. 7 is a top, front perspective view thereof.

1 Claim, 2 Drawing Sheets



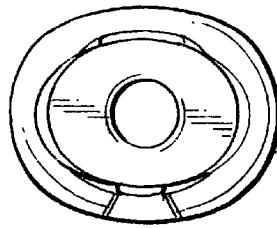


FIG. 4

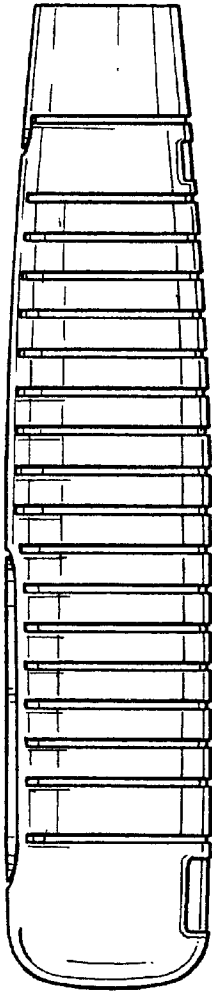


FIG. 2

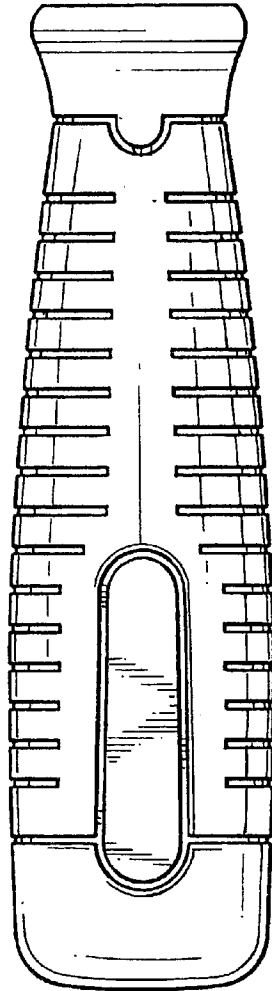


FIG. 1

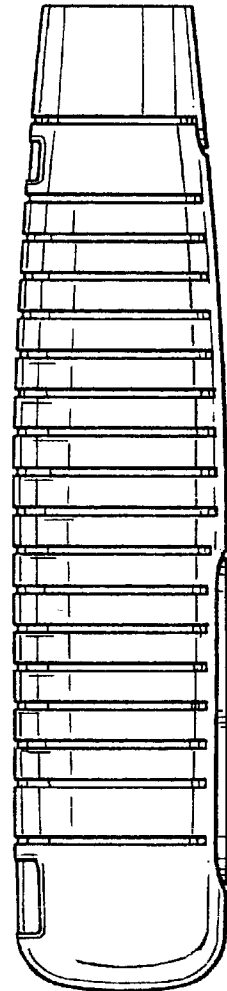


FIG. 3




FIG. 5

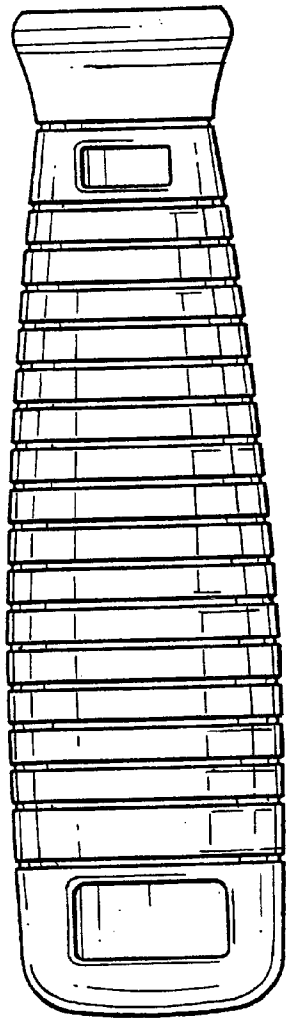


FIG. 6

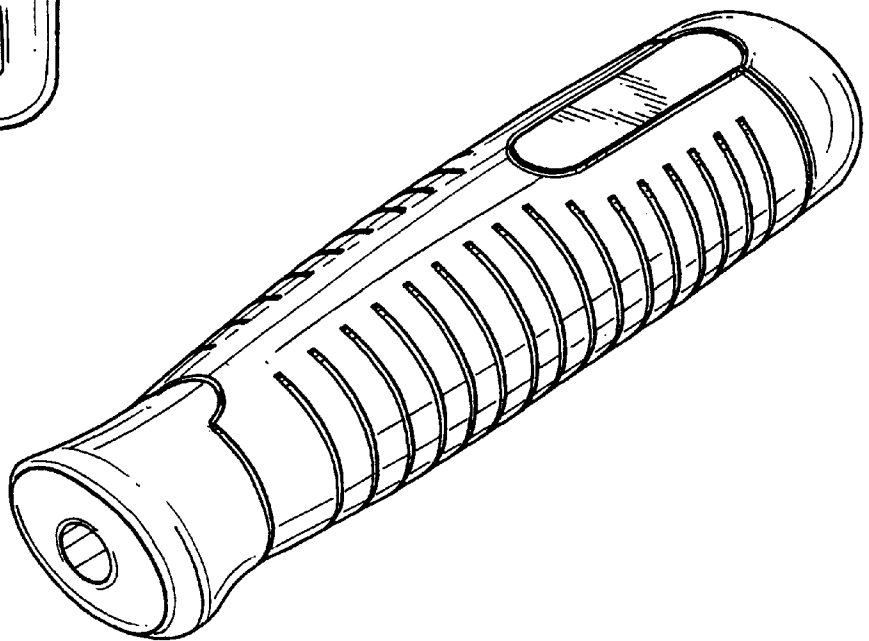


FIG. 7