



US00D703930S

(12) **United States Design Patent**  
**Grott et al.**

(10) **Patent No.:** **US D703,930 S**

(45) **Date of Patent:** **\*\* May 6, 2014**

- (54) **GOLF SHOE OUTSOLE**
- (75) Inventors: **Marco Aurelio Grott**, San Marcos, CA (US); **Ernie Rustam**, Oceanside, CA (US); **Gerald Kuhtz**, Nuremberg (DE)
- (73) Assignee: **Taylor Made Golf Company, Inc.**, Carlsbad, CA (US)
- (\*\*) Term: **14 Years**

D609,893 S	2/2010	Kuhtz	
7,685,745 B2	3/2010	Kuhtz et al.	
D628,786 S *	12/2010	Lane, III	D2/969
D631,234 S	1/2011	Kasprzak	
D632,466 S	2/2011	Kasprzak	
D633,702 S *	3/2011	Mochen et al.	D2/969
7,905,034 B2 *	3/2011	Robinson et al.	36/127
D654,680 S *	2/2012	Mochen	D2/969
D661,075 S *	6/2012	Bacon et al.	D2/960
D663,935 S *	7/2012	Mochen	D2/969
D667,204 S *	9/2012	Campbell et al.	D2/947
D667,205 S *	9/2012	Campbell et al.	D2/953

(Continued)

*Primary Examiner* — T. Chase Nelson

(74) *Attorney, Agent, or Firm* — Klarquist Sparkman, LLP

- (21) Appl. No.: **29/429,705**
- (22) Filed: **Aug. 15, 2012**
- (51) **LOC (10) Cl.** ..... **02-04**
- (52) **U.S. Cl.**  
USPC ..... **D2/954; D2/951**
- (58) **Field of Classification Search**  
USPC ..... D2/902, 906, 908, 916, 918, 925,  
D2/946-962, 977; 36/3 B, 22 R, 24.5, 25 R,  
36/28, 32 R, 34 R, 59 C, 67 A, 103  
See application file for complete search history.

(57) **CLAIM**

We claim the ornamental design for a golf shoe outsole, as shown and described.

**DESCRIPTION**

FIG. 1 is a perspective view of a golf shoe outsole as viewed from the front and one side thereof, according to an embodiment of the design;

FIG. 2 is a front elevation view of the golf shoe outsole of FIG. 1.

FIG. 3 is a rear elevation view of the golf shoe outsole of FIG. 1.

FIG. 4 is a side elevation view of the golf shoe outsole of FIG. 1.

FIG. 5 is a side elevation view of the golf shoe outsole of FIG. 1, from the side opposite FIG. 4.

FIG. 6 is a top plan view of the golf shoe outsole of FIG. 1; and,

FIG. 7 is a bottom plan view of the golf shoe outsole of FIG. 1.

The dashed lines in the drawings are for purposes of illustrating environmental structure as well as portions of the design that form no part of the claimed design.

(56) **References Cited**  
U.S. PATENT DOCUMENTS

D292,443 S	10/1987	Ihlenburg	
5,371,957 A	12/1994	Gaudio	
6,018,889 A *	2/2000	Friton	36/28
6,226,896 B1 *	5/2001	Friton	36/28
6,289,611 B1 *	9/2001	Patterson et al.	36/127
D483,175 S *	12/2003	Robinson et al.	D2/954
D533,335 S *	12/2006	Robinson et al.	D2/959
7,143,529 B2 *	12/2006	Robinson et al.	36/127
D539,515 S *	4/2007	Robinson et al.	D2/951
D548,440 S	8/2007	Ortley et al.	
D561,444 S *	2/2008	Feeney et al.	D2/960
D564,198 S	3/2008	Kuhtz	
D593,736 S *	6/2009	Mochen et al.	D2/954
D595,949 S *	7/2009	Bacon	D2/969
D603,597 S *	11/2009	Bacon	D2/969
D608,081 S *	1/2010	Bacon et al.	D2/954

**1 Claim, 6 Drawing Sheets**



# US D703,930 S

Page 2

---

(56)

## References Cited

### U.S. PATENT DOCUMENTS

2009/0056169 A1 *	3/2009	Robinson et al. ....	36/102
2010/0139129 A1	6/2010	Kuhtz et al.	
2011/0146108 A1	6/2011	Grott et al.	
D690,911 S *	10/2013	Cassingham et al. ....	D2/906
2009/0013561 A1 *	1/2009	Robinson et al. ....	36/127

\* cited by examiner

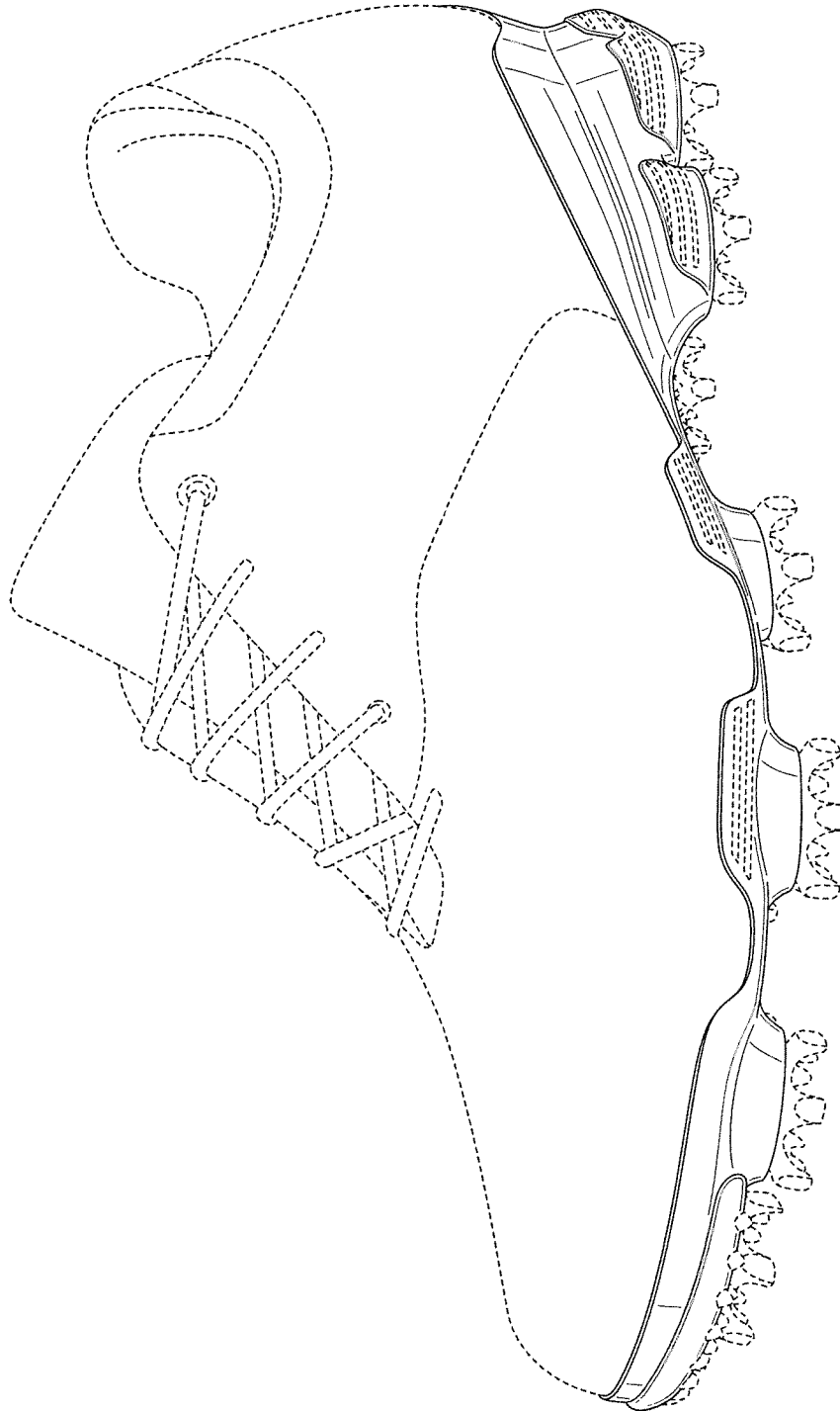


FIG. 1

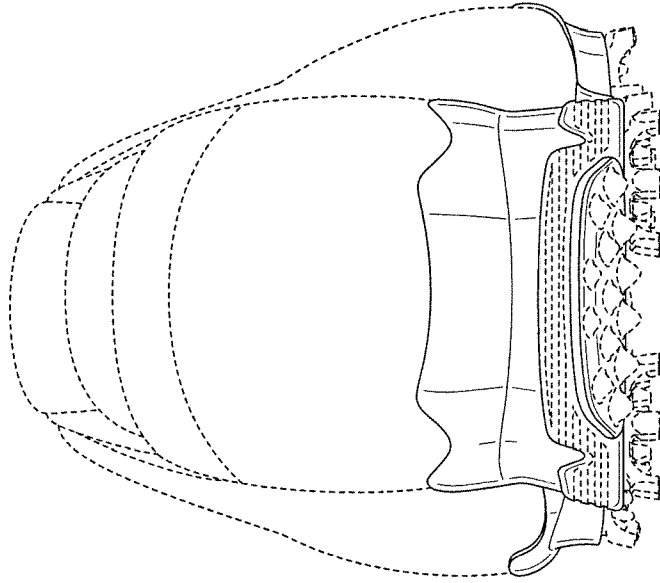


FIG. 2

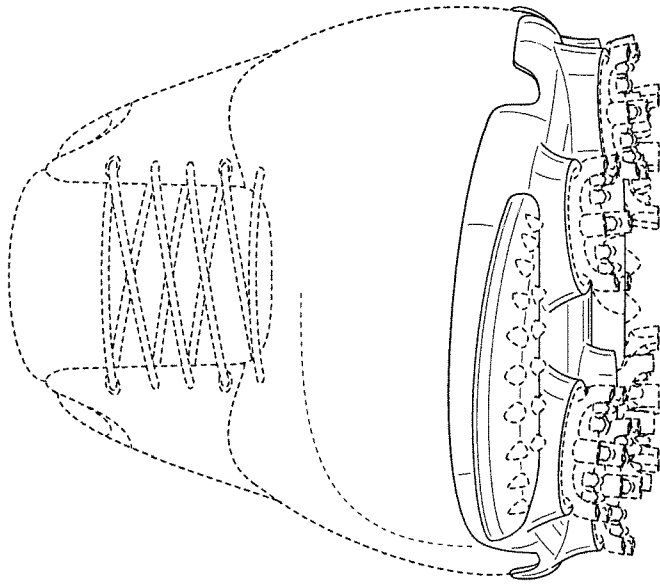


FIG. 3

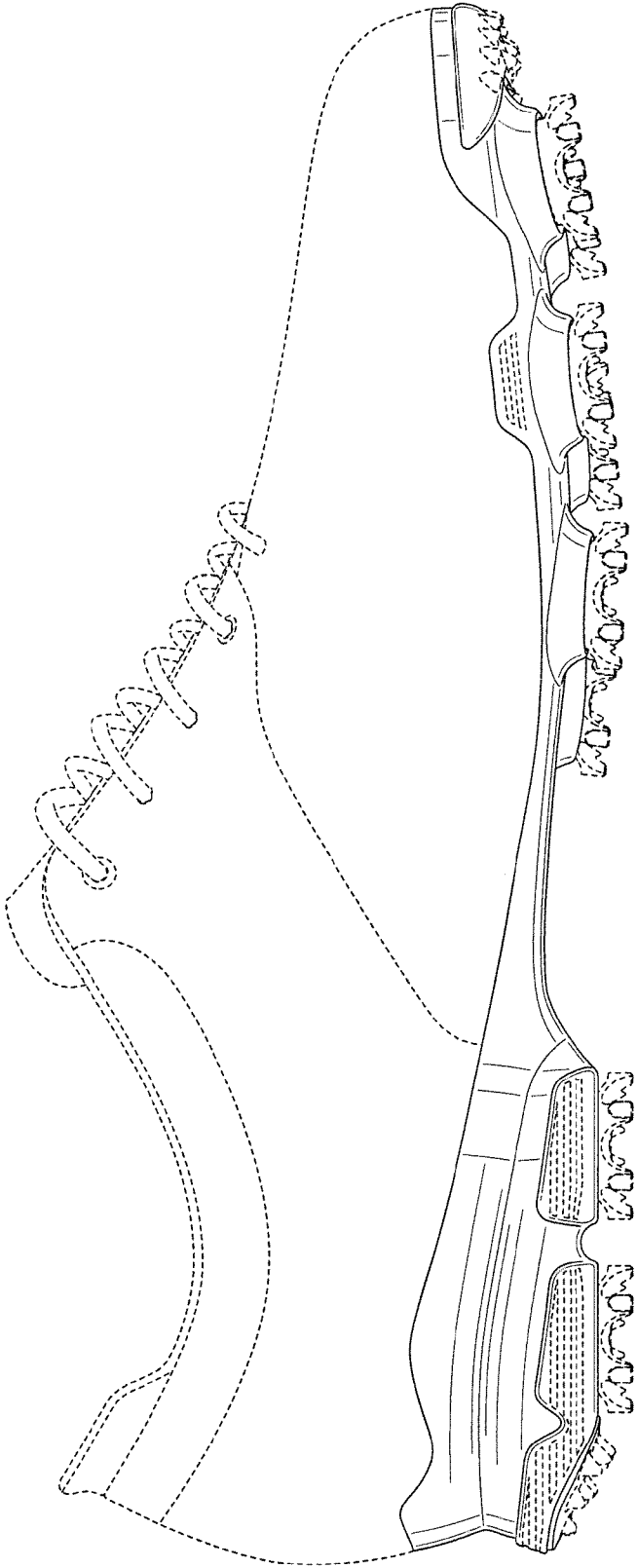


FIG. 4

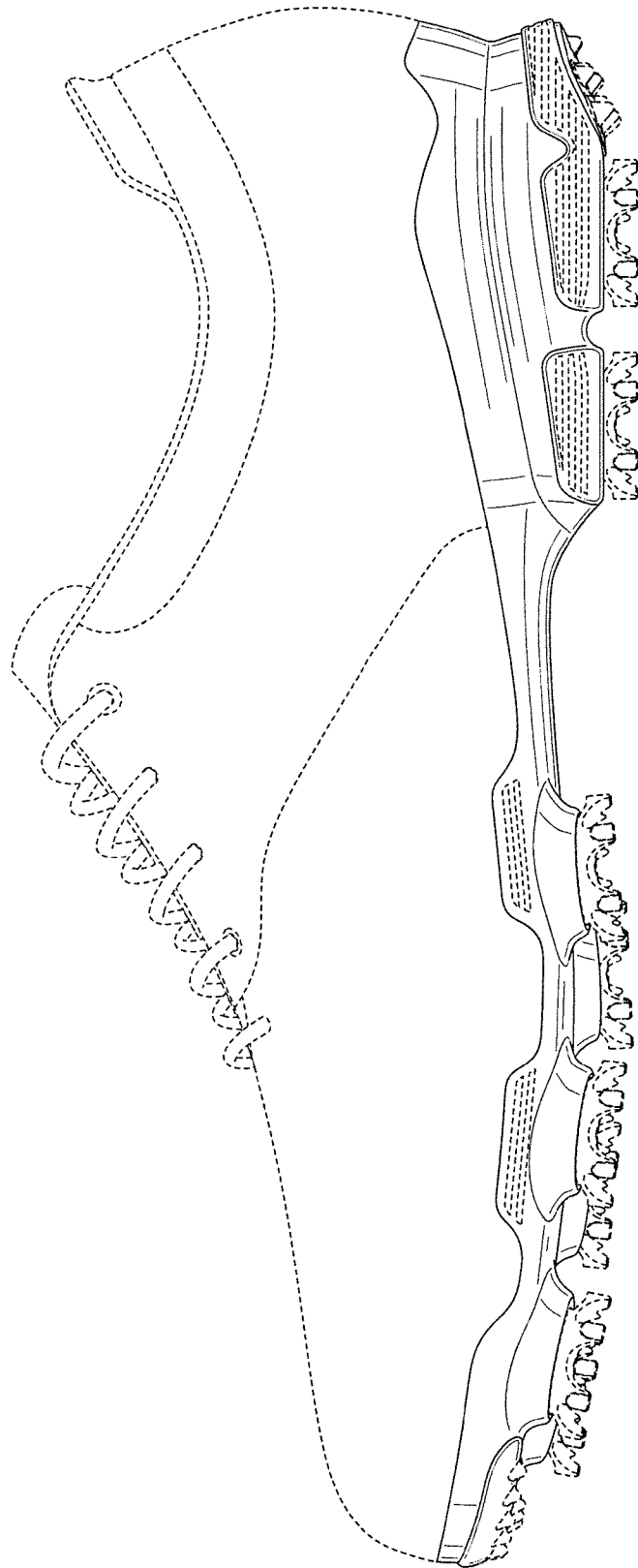


FIG. 5

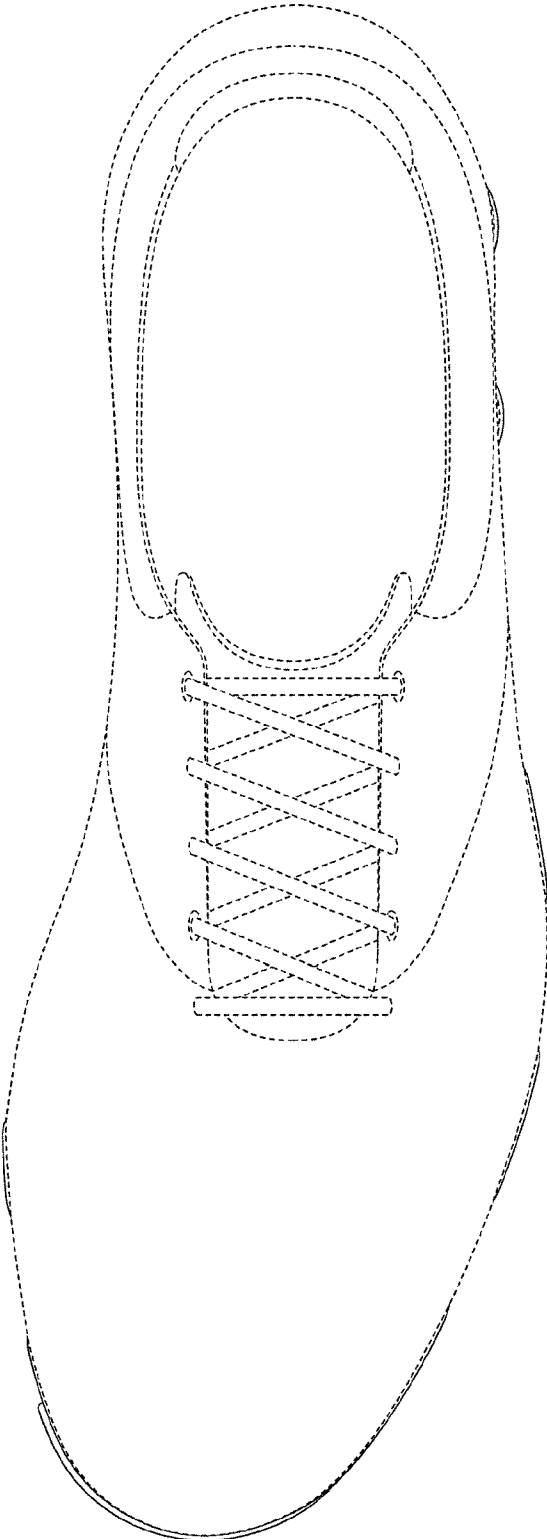


FIG. 6

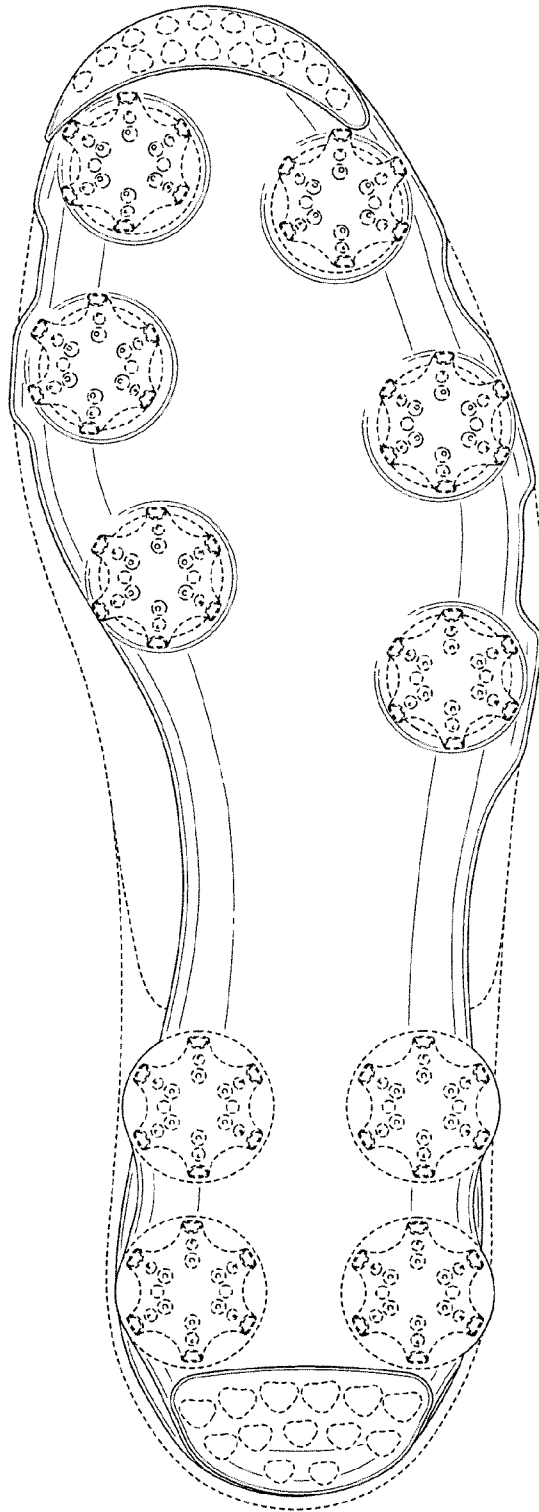


FIG. 7