



US00D406153S

# United States Patent [19]

[11] Patent Number: **Des. 406,153**

Holzer et al.

[45] Date of Patent: **\*\*Feb. 23, 1999**

[54] **TOOTHED SCRAPER BAR FOR EARTHMOVER BUCKET**

4,271,614	6/1981	Albrecht .....	37/103
4,303,507	12/1981	Smith .....	37/405
4,449,309	5/1984	Hemphill .....	37/141 R
5,413,181	5/1995	Keigley .....	172/445.1
5,515,625	5/1996	Keigley .....	37/405
5,741,112	4/1998	Lakin et al. ....	414/722

[76] Inventors: **Richard A. Holzer; Diane Holzer**, both of 2211 Alder Ave., Lewiston, Id. 83501

[\*\*] Term: **14 Years**

*Primary Examiner*—Sandra L. Morris  
*Attorney, Agent, or Firm*—Keith S. Bergman

[21] Appl. No.: **82,577**

### [57] CLAIM

[22] Filed: **Jan. 26, 1998**

The ornamental design for a toothed scraper bar for earthmover bucket, shown and described.

[51] **LOC (6) Cl.** ..... **15-03**

[52] **U.S. Cl.** ..... **D15/32**

[58] **Field of Search** ..... D15/10, 22-26, D15/28, 32; 37/405, 450-452, 455, 456; 172/445.1; 414/722

### DESCRIPTION

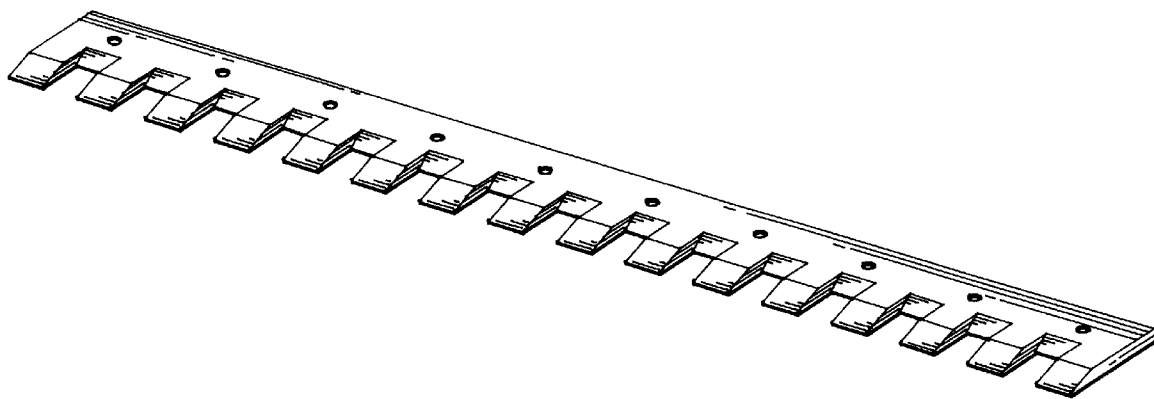
### [56] References Cited

#### U.S. PATENT DOCUMENTS

D. 135,828	6/1943	Baldwin .....	D15/32
D. 144,738	5/1946	Simmonds .....	D15/32
D. 275,679	9/1984	Bradshaw .....	D15/28
D. 361,772	8/1995	Hulsey .....	D15/32
508,685	11/1893	Davy .	
967,819	8/1910	McKenzie .	
3,281,972	11/1966	Kerestes .....	37/141
3,497,973	3/1970	Campbell .....	37/141
3,706,388	12/1972	Westendorf .....	214/145
3,834,567	9/1974	Miller .....	214/145

FIG. 1 is an isometric view of design for a toothed scraper bar for earthmover bucket showing our new design; FIG. 2 is a rear elevational view thereof; FIG. 3 is a top view thereof; FIG. 4 is a front elevational view thereof; FIG. 5 is a bottom view thereof; FIG. 6 is a right end elevational view thereof; FIG. 7 is a left end elevational view thereof; and, FIG. 8 is a reduced isometric view showing the design in use, the broken line showing of the earthmover is for illustrative purposes only, and forms no part of the claimed design.

**1 Claim, 2 Drawing Sheets**



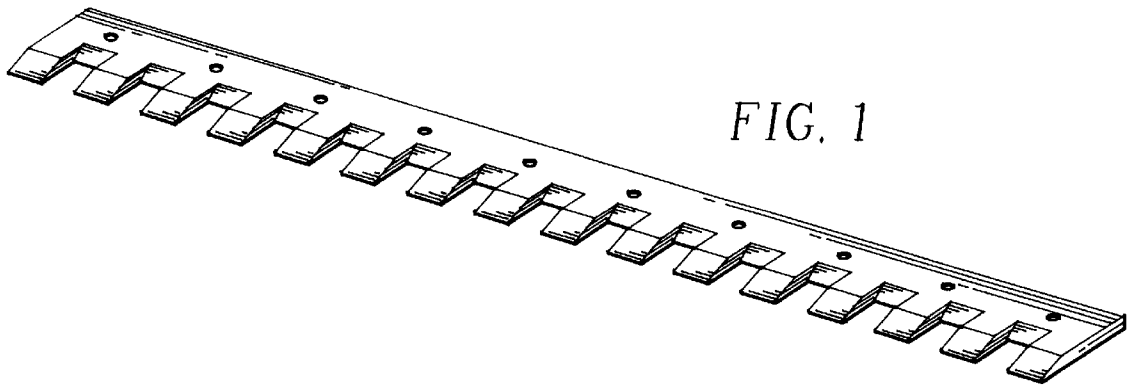


FIG. 1




FIG. 2

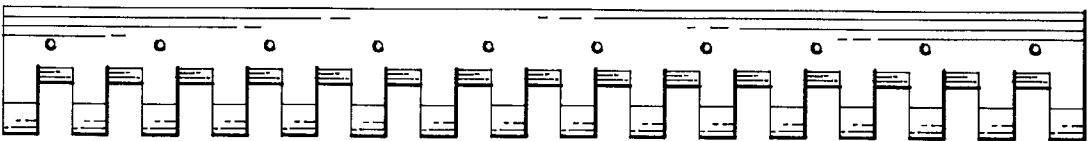


FIG. 3



FIG. 4

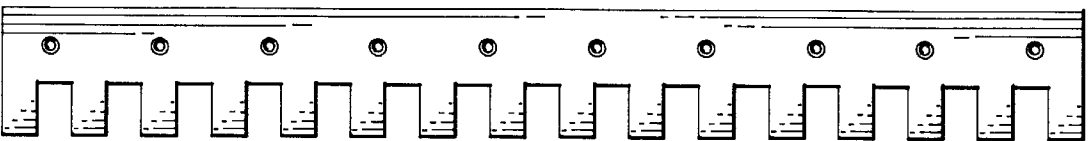


FIG. 5




FIG. 6




FIG. 7

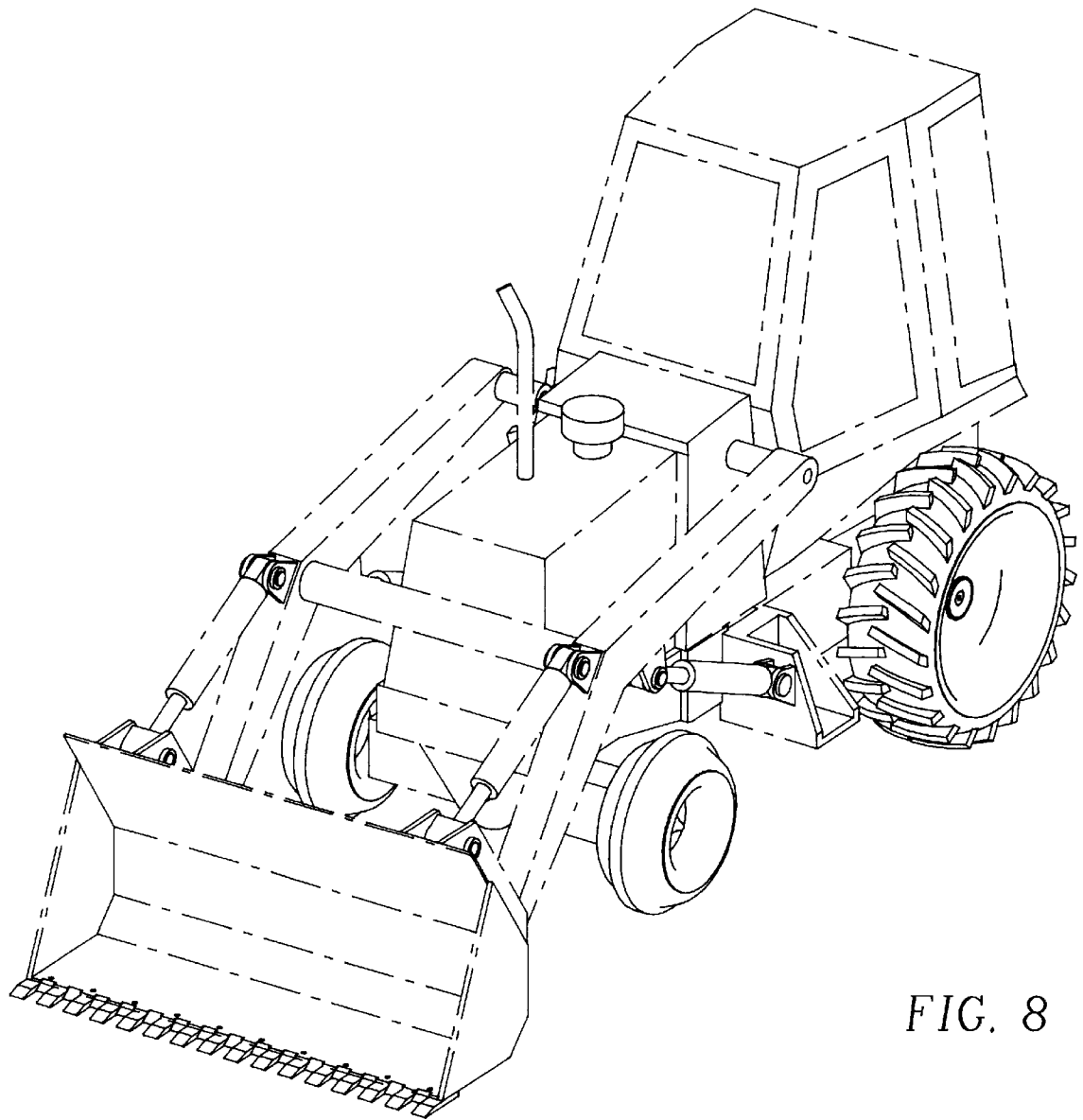


FIG. 8