



US00D716198S

(12) **United States Design Patent**  
**Futschik et al.**

(10) **Patent No.:** **US D716,198 S**

(45) **Date of Patent:** **\*\* Oct. 28, 2014**

(54) **FRONT PORTION OF A VEHICLE, TOY,  
AND/OR REPLICAS THEREOF**

(71) Applicant: **Daimler AG**, Stuttgart (DE)

(72) Inventors: **Hans-Dieter Futschik**, Gechingen (DE);  
**Robert Lesnik**, Leonberg (DE); **Gorden  
Wagener**, Gaeufelden (DE)

(73) Assignee: **Daimler AG**, Stuttgart (DE)

(\*\*) Term: **14 Years**

(21) Appl. No.: **29/468,654**

(22) Filed: **Oct. 2, 2013**

(30) **Foreign Application Priority Data**

Apr. 26, 2013 (WO) ..... DM/080 774

(51) **LOC (10) Cl.** ..... **12-16**

(52) **U.S. Cl.**  
USPC ..... **D12/164**

(58) **Field of Classification Search**  
CPC ..... B62D 33/00  
USPC ..... D12/86, 90-92, 98, 164; D21/533;  
296/181.1, 181.5, 183.1, 37.6  
See application file for complete search history.

(56) **References Cited**

**U.S. PATENT DOCUMENTS**

D552,015 S 10/2007 Pfeiffer  
D596,078 S \* 7/2009 Pfeiffer et al. .... D12/92

D634,678 S \* 3/2011 Futschik et al. .... D12/164  
D635,898 S \* 4/2011 Baur et al. .... D12/164  
D680,035 S \* 4/2013 Fetherston et al. .... D12/164  
D688,173 S \* 8/2013 Fetherston et al. .... D12/164  
D699,162 S \* 2/2014 Fetherston et al. .... D12/164  
D701,798 S \* 4/2014 Futschik et al. .... D12/164

\* cited by examiner

*Primary Examiner* — Melody N Brown

(74) *Attorney, Agent, or Firm* — Crowell & Moring LLP

(57) **CLAIM**

The ornamental design for a front portion of a vehicle, toy,  
and/or replicas thereof, as shown and described.

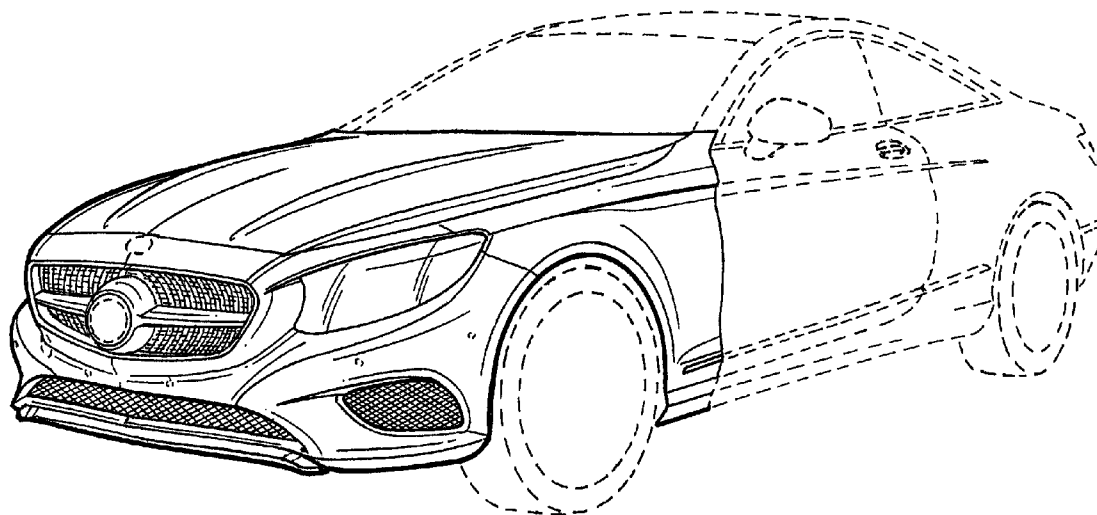
**DESCRIPTION**

This application contains subject matter related to the follow-  
ing co-pending U.S. design patent applications:  
Application Ser. No. 29/468,653, filed herewith and entitled  
“Vehicle, Toy, and/or Replicas Thereof”; and  
Application Ser. No. 29/468,656, filed herewith and entitled  
“Headlight for a Vehicle”.

FIG. 1 is a left, front perspective view of a front portion of a  
vehicle, toy, and/or replicas thereof according to the design;  
FIG. 2 is a right side view thereof;  
FIG. 3 is a left side view thereof;  
FIG. 4 is a front view thereof; and,  
FIG. 5 is a top view thereof.

The broken lines are for illustrative purposes only and form  
no part of the claimed design.

**1 Claim, 5 Drawing Sheets**



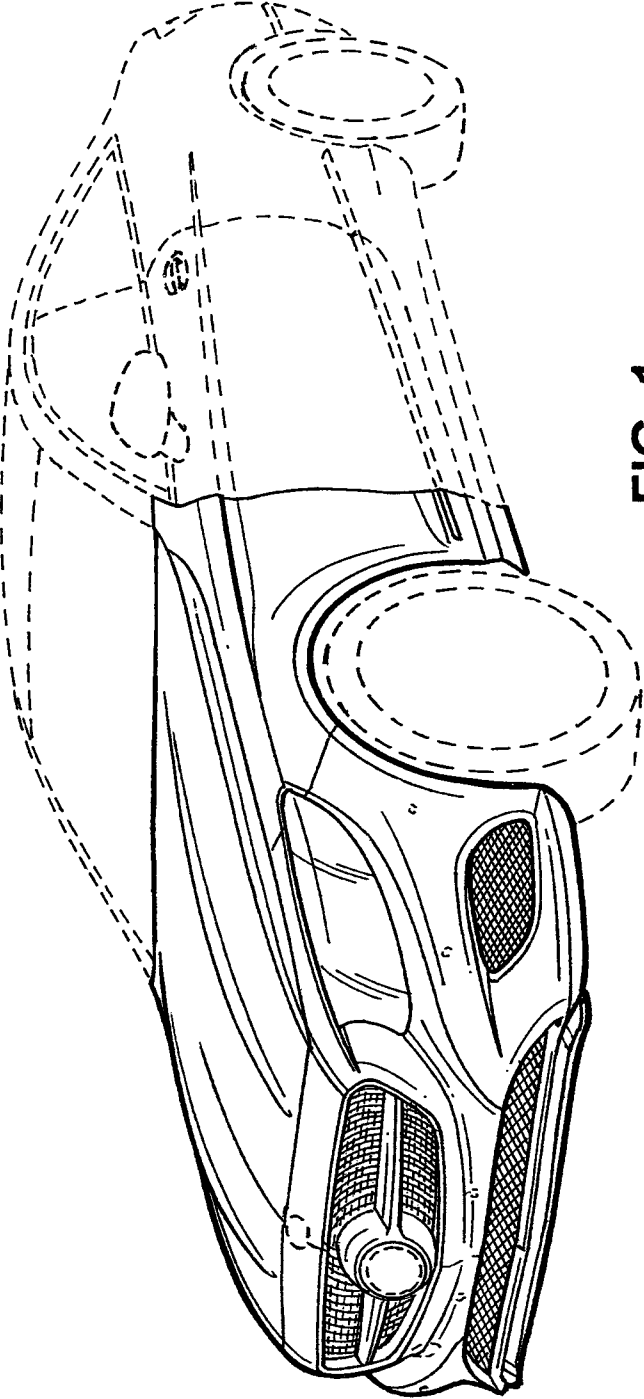


FIG. 1

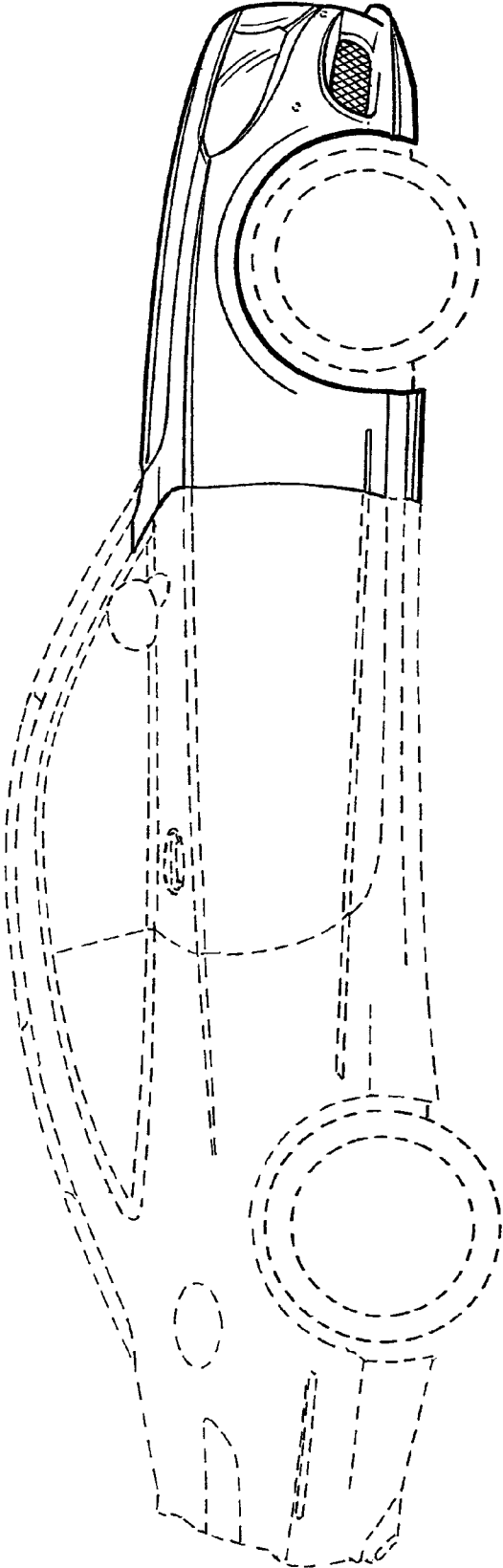


FIG. 2

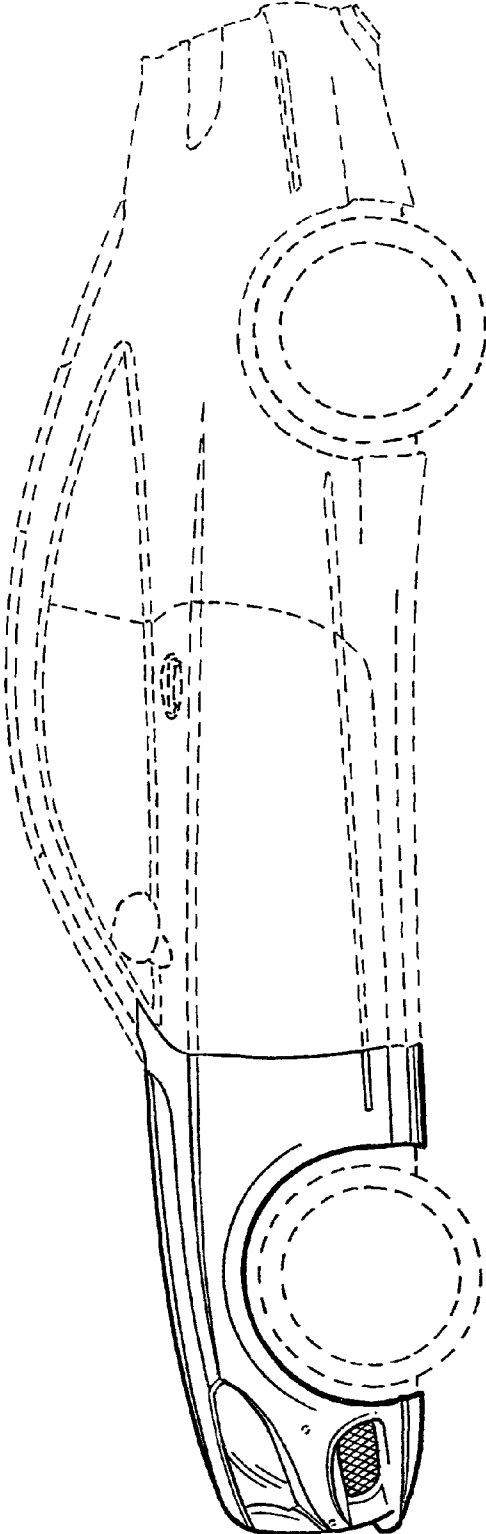


FIG. 3

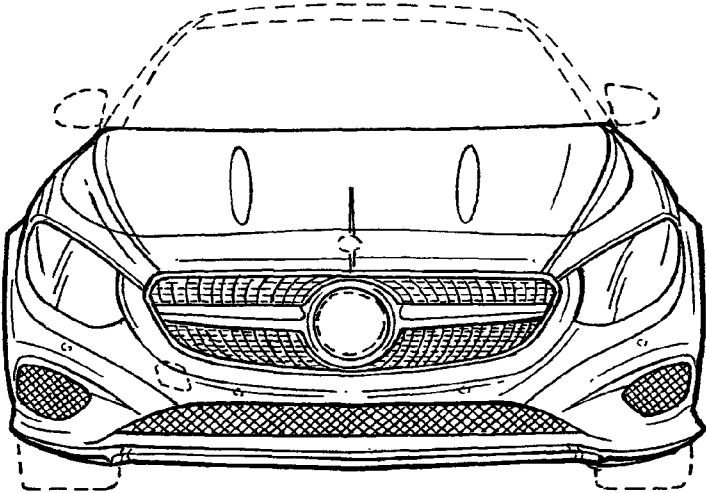


FIG. 4

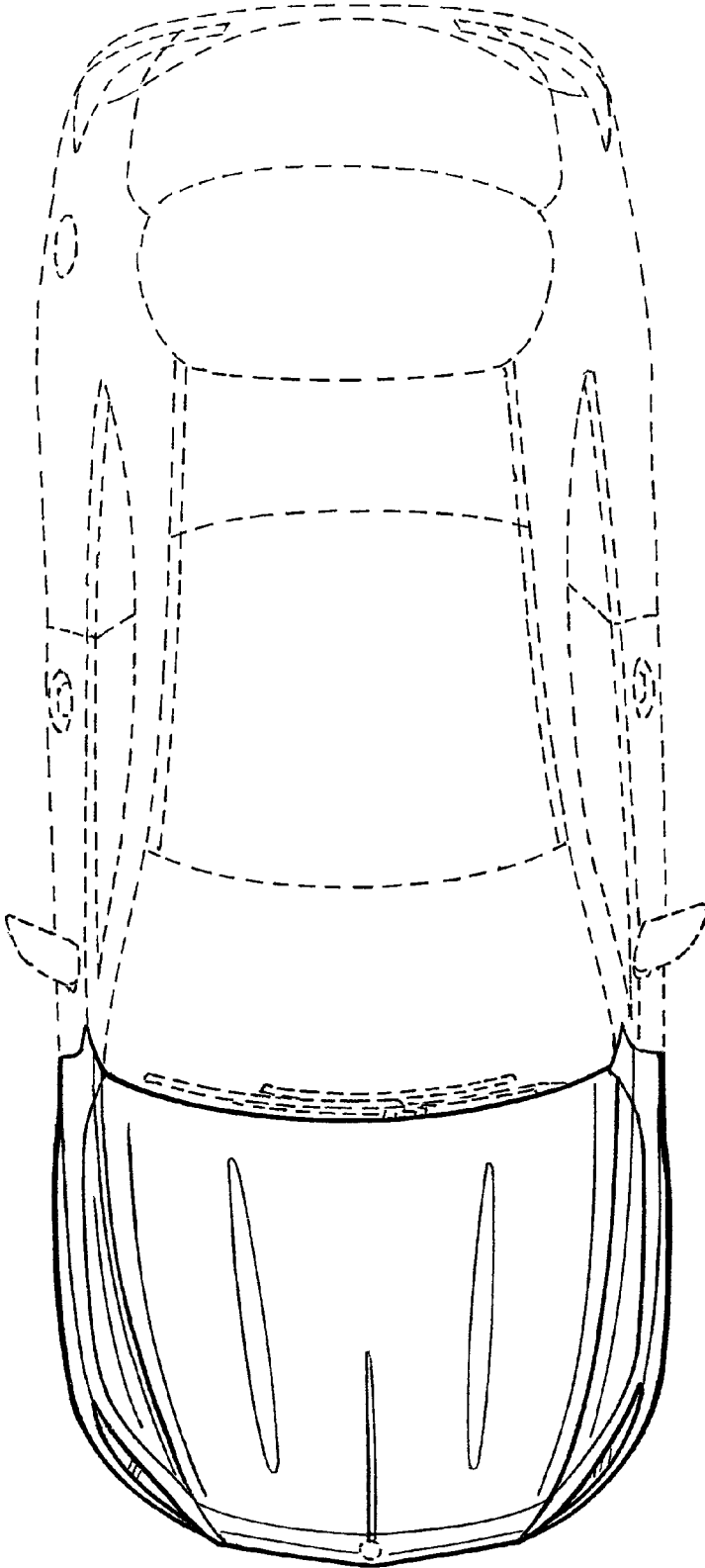


FIG. 5