



US00D402592S

**United States Patent** [19]  
**Fireman**

[11] **Patent Number: Des. 402,592**  
[45] **Date of Patent: \*\*Dec. 15, 1998**

[54] **ICE RAY SLED**  
[76] Inventor: **Andrew Fireman**, 11041 Cedarwood Dr., North Bethesda, Md. 20852  
[\*\*] Term: **14 Years**  
[21] Appl. No.: **83,041**  
[22] Filed: **Feb. 3, 1998**  
[51] **LOC (6) Cl.** ..... **12-14**  
[52] **U.S. Cl.** ..... **D12/11**  
[58] **Field of Search** ..... D12/6, 8, 9, 11; 280/845, 11-12, 15-16, 18-18.1, 19, 20, 21.1

D. 380,705 7/1997 Fenton ..... D12/11  
D. 392,219 3/1998 Rausch ..... D12/11  
3,169,779 2/1965 Haab .  
3,199,887 8/1965 McKelvey .

*Primary Examiner*—Nelson C. Holtje  
*Attorney, Agent, or Firm*—Steven N. Fox, Esq.

[57] **CLAIM**

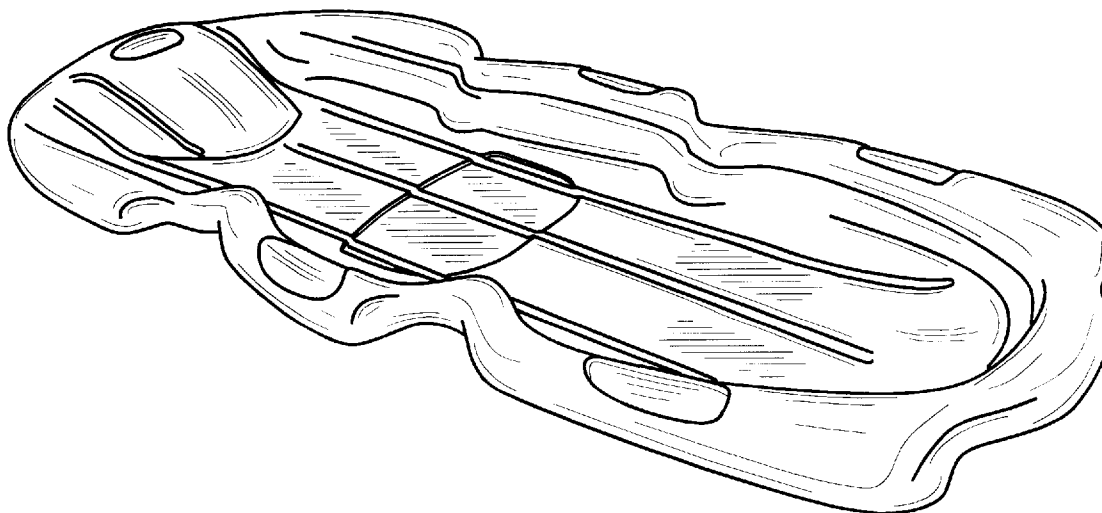
The ornamental design of a “ice ray sled”, as shown and described.

**DESCRIPTION**

FIG. 1 is a perspective view of present invention;  
FIG. 2 is a front elevation view of the present invention;  
FIG. 3 is a side elevation view of the present invention;  
FIG. 4 is a rear elevation view of the present invention;  
FIG. 5 is a top plan view of the present invention; and,  
FIG. 6 is a bottom plan view of the present invention.

[56] **References Cited**  
**U.S. PATENT DOCUMENTS**  
D. 170,888 11/1953 Paden .  
D. 216,530 2/1970 Ziff .

**1 Claim, 2 Drawing Sheets**



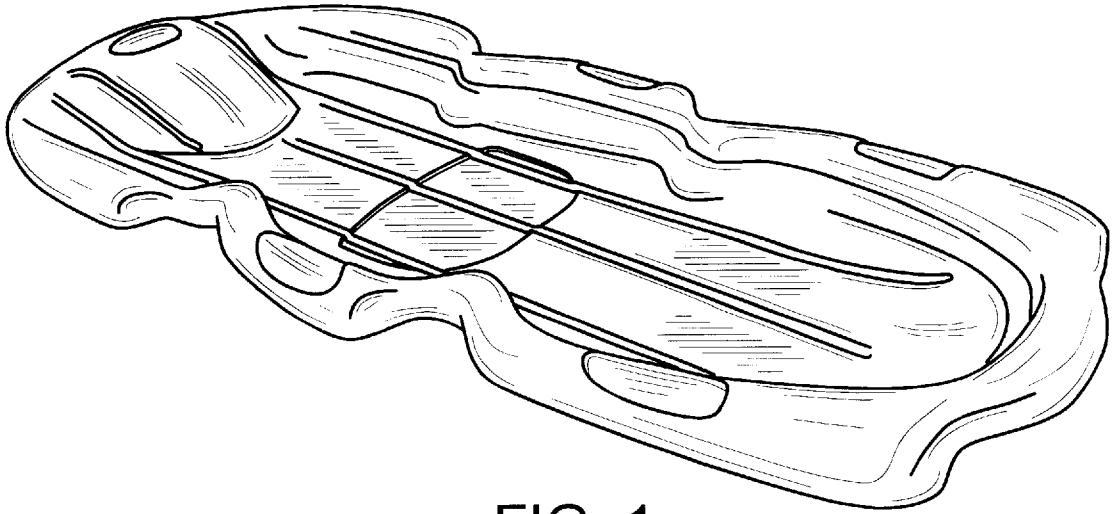


FIG. 1




FIG. 2




FIG. 3



FIG. 4

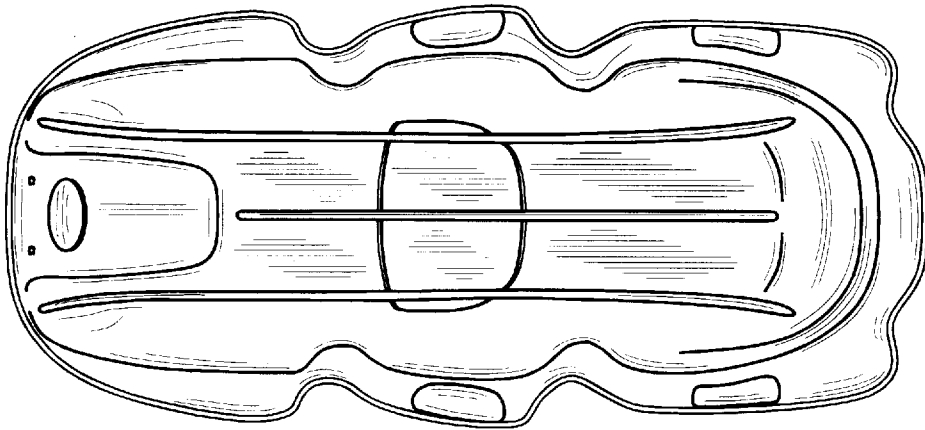


FIG. 5

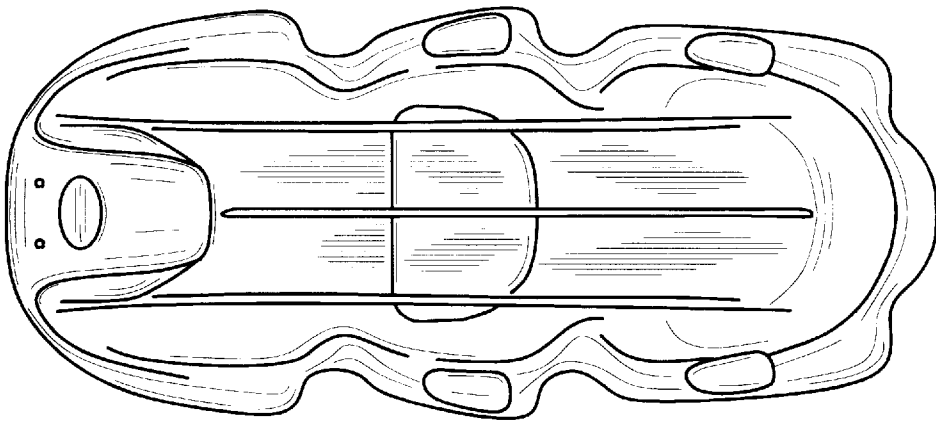


FIG. 6