



US00D387761S

United States Patent [19]

[11] Patent Number: Des. 387,761

Ito et al.

[45] Date of Patent: **Dec. 16, 1997

[54] **COMBINED DIGITAL AUDIO DISC PLAYER, RADIO TUNER, AMPLIFIER AND TAPE RECORDER**

D. 350,754 9/1994 Sasage D14/168
D. 364,623 11/1995 Khadivar D14/162

[75] Inventors: **Masafumi Ito; Minoru Sube; Hiroyuki Watanabe**, all of Musashino, Japan

Primary Examiner—Sandra L. Morris
Assistant Examiner—Nanda Bondade
Attorney, Agent, or Firm—Ladas & Parry

[73] Assignee: **Teac Corporation, Japan**

[57] **CLAIM**

[**] Term: **14 Years**

The ornamental design for a combined digital audio disc player, radio tuner, amplifier and tape recorder, as shown and described.

[21] Appl. No.: **49,186**

DESCRIPTION

[22] Filed: **Jan. 19, 1996**

FIG. 1 is a perspective view of a combined digital audio disc player, radio tuner, amplifier and tape recorder showing our new design in a state where the disc tray is drawn out and the cassette lid is opened;

[30] **Foreign Application Priority Data**

Jul. 20, 1995 [JP] Japan 7-21020

FIG. 2 is a left side view thereof where the disk tray and the cassette lid are closed;

[51] **LOC (6) CL.** **14-01**

[52] **U.S. Cl.** **D14/168**

[58] **Field of Search** D14/156, 160-172, D14/188-198, 257, 259, 265, 299; 455/344, 247, 350-351

FIG. 3 is a front view thereof;

FIG. 4 is a right side view thereof;

FIG. 5 is a rear view thereof;

FIG. 6 is a top view thereof;

FIG. 7 is a bottom view thereof; and,

FIG. 8 is a front view thereof with power turned on.

The broken line showing of numbers in FIG. 8 is for illustrative purposes only and forms no part of the claimed design.

[56] **References Cited**

U.S. PATENT DOCUMENTS

D. 327,684 7/1992 Totsuka D14/168
D. 343,393 1/1994 Ito et al. D14/163 X

1 Claim, 5 Drawing Sheets

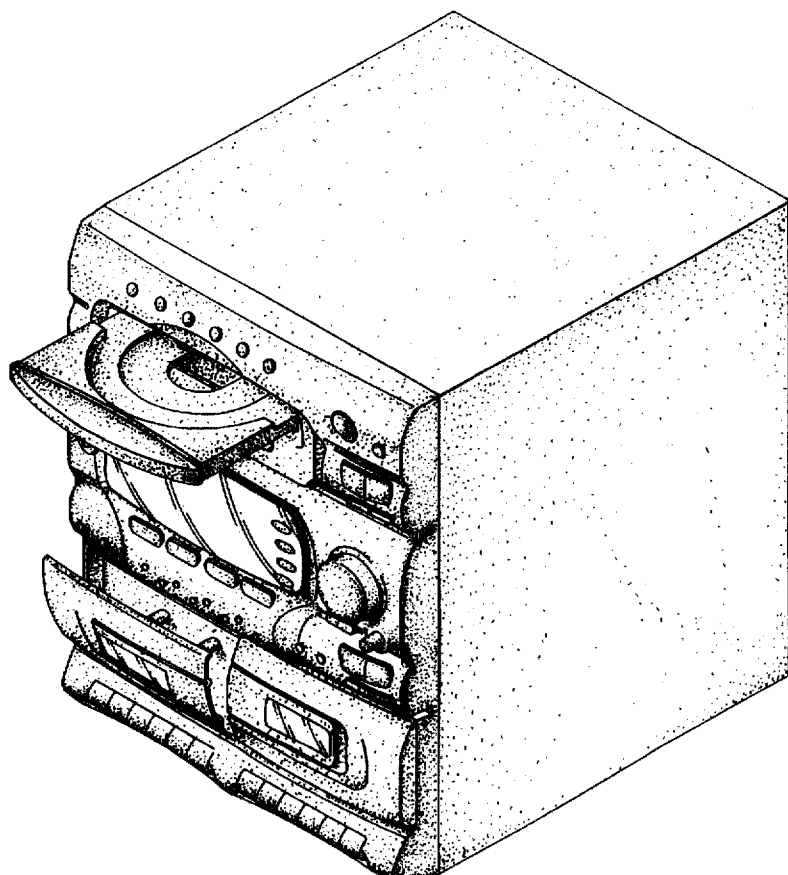


FIG. 1

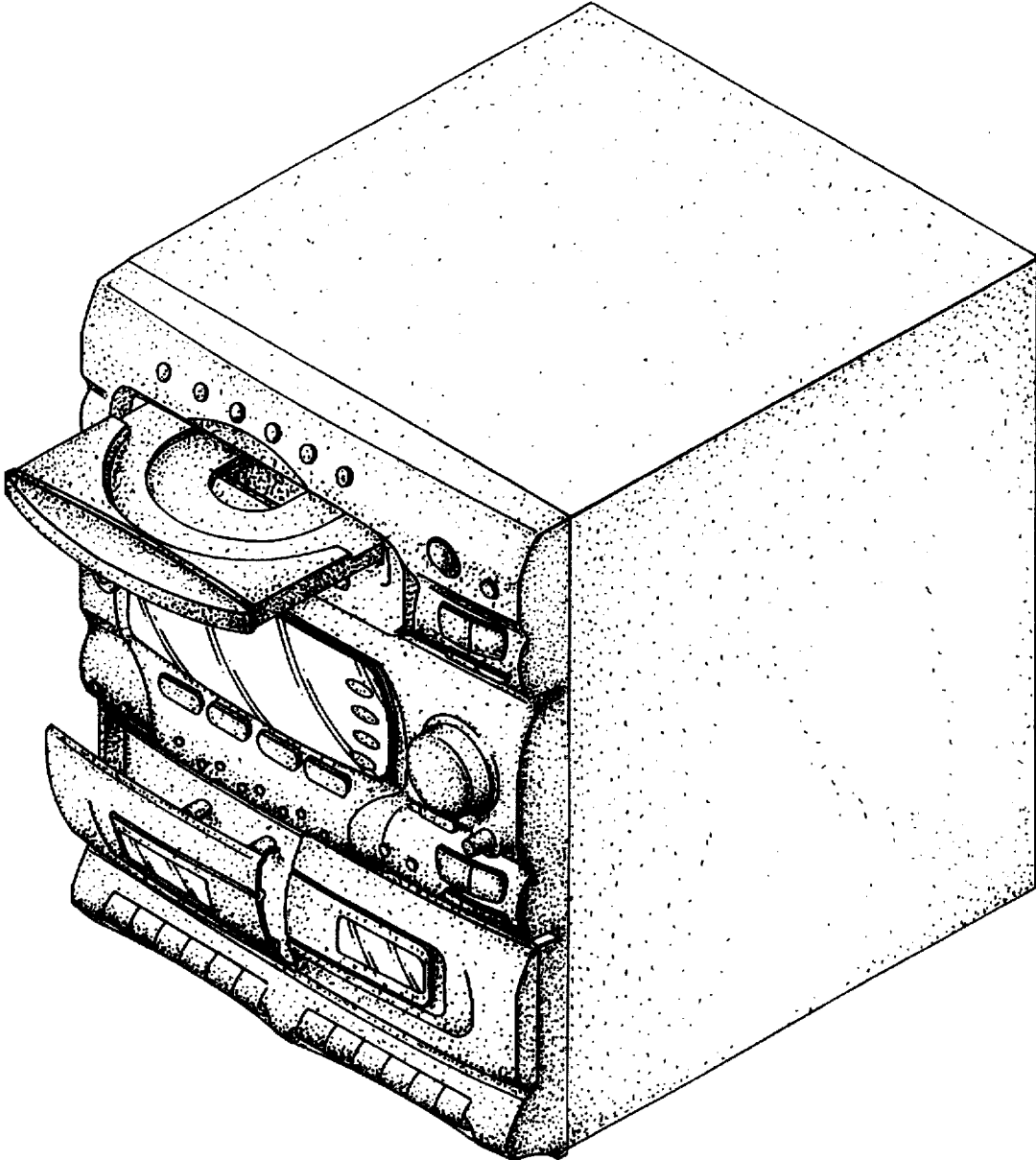


FIG. 3

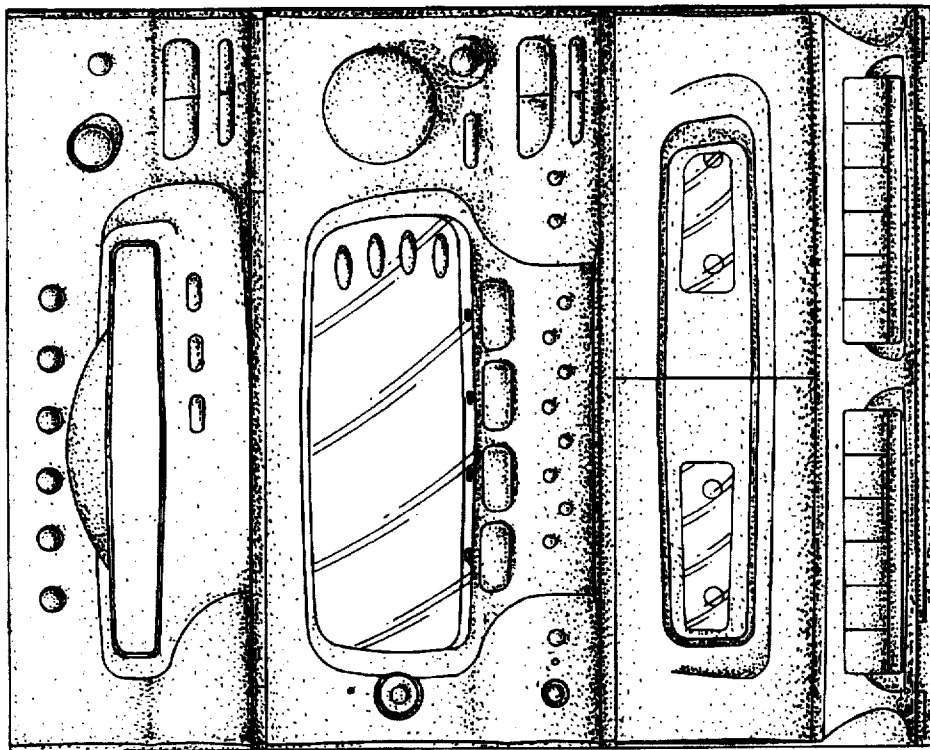


FIG. 2

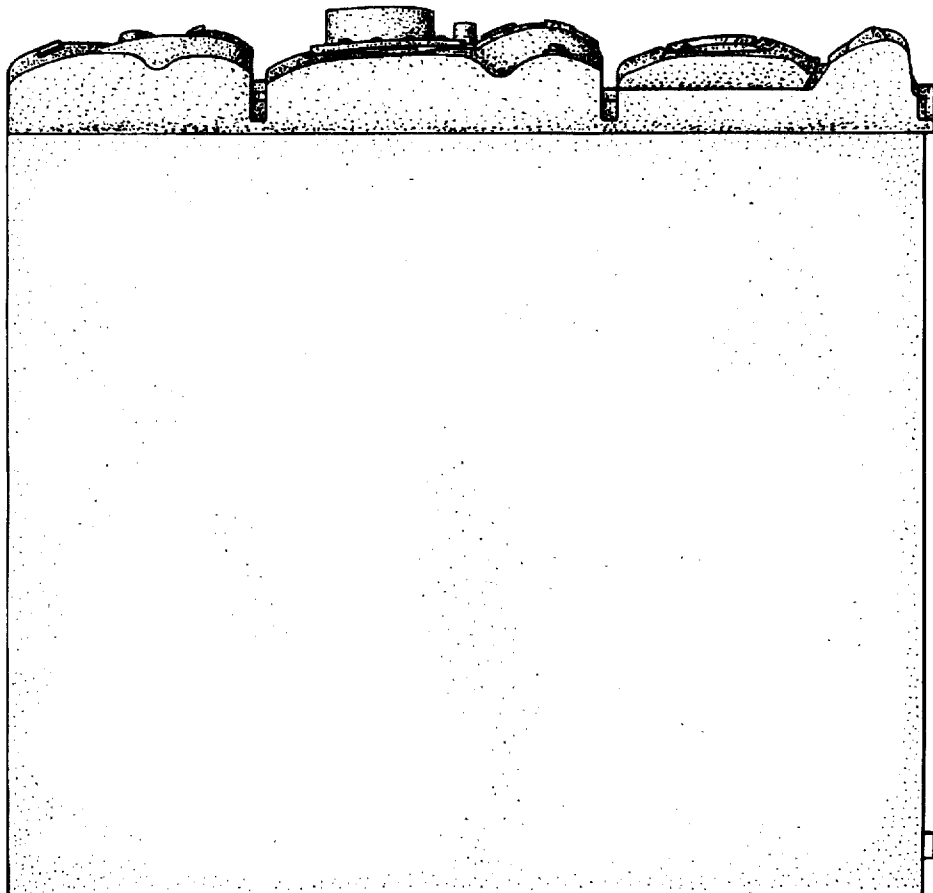


FIG. 5




FIG. 4

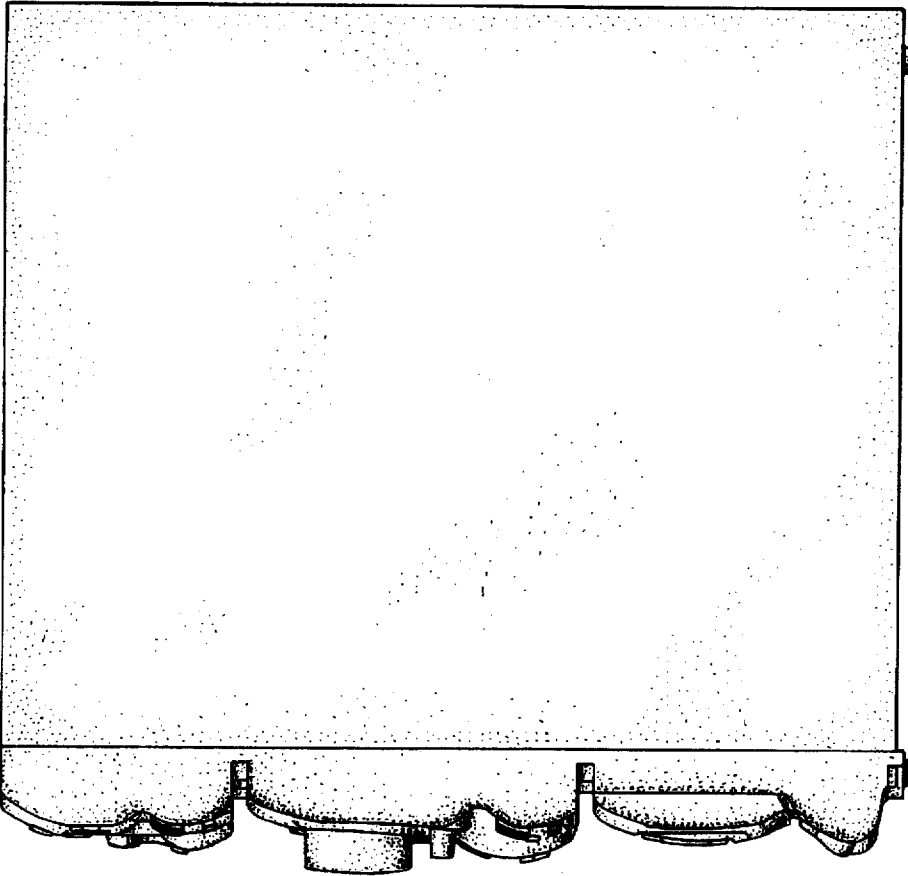


FIG. 7

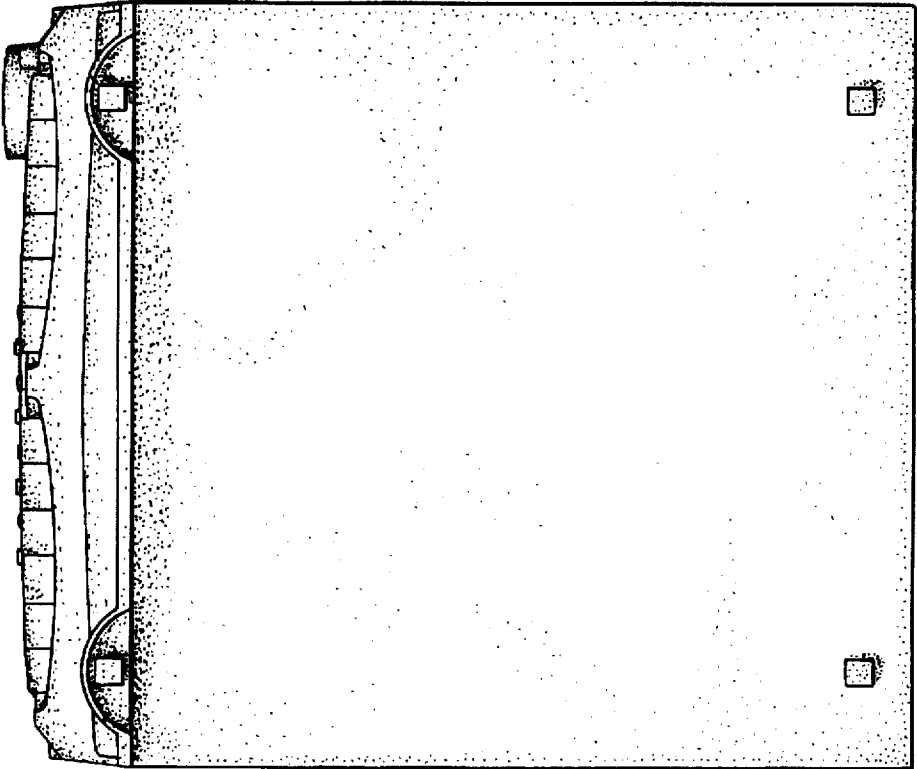


FIG. 6




FIG. 8

